

**SINGER**  
107W3

Form 1575w,

Rev (145)

Printed in U. S. A.

HISTORICAL COPY

DO NOT REMOVE

LIST  
OF  
PARTS



**SINGER**<sup>\*\*</sup>

MACHINE No. 107w3

THE SINGER MANUFACTURING COMPANY

<sup>\*\*</sup> A Trademark of THE SINGER MANUFACTURING COMPANY

## INDEX

---

	Page
Accessories .....	13
Bobbin Winder .....	13
Knee Lifter .....	14
Machine No.107w3 .....	5
Numerical List of Parts .....	15

# INSTRUCTIONS FOR ORDERING

# LIST OF PARTS COMPLETE

5

FOR

In ordering from this list, use ONLY the PART number in the FIRST column.

The number stamped on a Sewing Machine Part is the number of the Single Part only, except when the part includes Set Screws, Clamping Screws, Studs and Rollers Spun on, Small Wires riveted, or Parts soldered together, etc., which it is necessary to furnish in combination.

Every combination of parts sent out has its specific number which, although not stamped on Parts (except in above case), must be used when ordering the combination.

Each number always indicates the SAME PART in whatever list it appears, or for whatever Machine.

The letters after some of the numbers indicate the style of finish only, as follows:

- A. Hardened, Polished, Nickel Plated and Buffed.
- B. Polished, Nickel Plated and Buffed.
- C. Hardened only.
- D. Polished only.
- E. Soft, not polished.
- F. Hardened and Polished.
- H. Blued.
- J. Nickel Plated only.
- R. Merlized.
- X. Black Oxide.
- XC. Hardened and Black Oxide.
- Y. Black Nickel only.

These letters MUST BE USED when they appear in the list and AFTER the number, as in the list.


In this series:

200001 to 201500 and 350001 to 351500 are Screw Numbers.  
201501 to 201800 and 351501 to 351800 are Nut Numbers.  
201801 to 202000 and 351801 to 352000 are Roller Numbers.  
202001 to 350000 are Numbers of Machine Parts.

The figures in the second column refer only to the plate in which the illustration of the part is shown and are NOT TO BE USED in ordering.

Two or more numbers over a cut indicate that the difference between such parts is not visible in an illustration.

Parts marked with an asterisk (\*) are furnished when repairs are made at the factory.



MACHINE No. 107w3

HIGH SPEED ZIGZAG

For Basting and Tacking Coat Pads

No.	Plate	Name
*210765	-----	Arm with 202135
203087	16825	" Cap
200278H	16825	" " Screw
202248	16825	" " " Washer
203089	16825	" " Spool Holder Base
203090	16825	" " " " 203089 with 200079H and 204296
200585H	16825	Arm Cap Spool Holder Base Screw
204296	16825	" " " " Wire
200079H	16825	" " " " Hinge Screw
203088	16825	Arm Cap and Spool Holder complete, Nos. 203090, 203087 and two 200585H
204235	16826	Arm Position Pin (2)
200004E	16826	" Screw
200010E	16826	" " (2)
202005	16826	" " Washer (3)
202249	16825	" Shaft with 224392 and 350431E
240802	16825	" " Bushing (back) with 202244
202244	16825	" " " " Oil Packing (wick)
200338C	16825	Arm Shaft Bushing (back) Set Screw
207080	16825	" " " (front) with 202244
202244	16825	" " " " Oil Packing (wick)
200502H	16825	Arm Shaft Bushing (front) Oil Packing Thumb Screw
200541C	16825	Arm Shaft Bushing (front) Set Screw
210503	16826	" " Connection Belt

No.	Plate	Name
202635	16826	Arm Shaft Connection Belt Pulley with 200327C, 200602C and two 202253
200602C	16826	Arm Shaft Connection Belt Pulley Position Screw
200327C	16826	Arm Shaft Connection Belt Pulley Set Screw
202253	16826	Arm Shaft Connection Belt Pulley Spring Flange
224392	16825	Arm Shaft Oil Packing (wick)
350431E	16825	" " " " Stop Screw
244074	16825	Balance Wheel (disc) "v" belt groove (outside diam. of belt groove 2.9 in.) with 201346C and 350107C
244063	16825	Balance Wheel (disc) (belt groove 2-1/8 in. diam.) with 200328C and 200335C
Note: Balance Wheel 244063 is furnished with this machine unless otherwise specified on order		
200328C	16825	Balance Wheel Position Screw
350107C	16825	" " " " "
200335C	16825	" " " " Set Screw
201346C	16825	" " " " "
*210504	-----	Bed
210844	16826	" Hinge Connection (2)
200060E	16826	" " " " Screw (4)
210505	16863	" Plate (back)
200577XC	16863	" " " " Screw (2)
210616	16863	" Slide (front)
210530	16864	Bobbin
210846	16864	" Case Base
241402	16864	" " Cap with 200592C, 201016F and 263110
241403	16864	Bobbin Case Cap complete, Nos. 200964C, 210736, 210914 and 241402
210913	16864	Bobbin Case Latch
210914	16864	" " " " 210913 with 210734 and 210735
210735	16864	Bobbin Case Latch Fulcrum Pin
210734	16864	" " " " Lever
210736	16864	" " " " Spring
200964C	16864	" " " " Stop Screw
210764	16827	" " " " Stop
200076D	16827	" " " " Screw
263110	16864	" " " " Tension Spring
201016F	16864	" " " " " Regulating Screw
200592C	16864	Bobbin Case Tension Spring Screw
241404	16864	Bobbin Case complete, Nos. 210846 and 241403
210681	16863	Face Plate
202135	16863	" " " " Position Pin
200462B	16863	" " " " Thumb Screw
210512	16827	Feed Bar
210513	16827	" " 210512 with 200641C, 201522E and 202623
200641C	16827	Feed Bar Hinge Screw (driving)

No.	Plate	Name
201522E	16827	Feed Bar Hinge Screw Nut
202276	16827	" " " " Slide Block
210514	16827	" " " " " Crank with 200035E
210515	16827	" " " " " 210514 with 200253C, 201531E and 202276
200035E	16827	Feed Bar Slide Block Crank Pinch Screw
200253C	16827	" " " " " Hinge Screw
201531E	16827	" " " " " " " Nut
210767	16866	" " " " " " " Deg.
200106E	16866	" " " " " " " Screw (2)
202297	16826	" " " " " " " Driving Connection with 200054E and 202277
202624	16827	Feed Driving Connection Crank with 200038C
200038C	16827	Feed Driving Connection Crank Pinch Screw
200545C	16826	Feed Driving Connection Hinge Screw
201518E	16826	" " " " " " " Nut
202277	16826	" " " " " " " Oil Packing (wick)
200054E	16826	" " " " " " " Pinch Screw
202300	16826	" " " " " " " Eccentric Regulating Bracket
203098	16826	Feed Driving Eccentric Regulating Bracket 202300 with 202635, two each 201014C and 201525E
201014C	16826	Feed Driving Eccentric Regulating Bracket Hinge Screw
201525E	16826	Feed Driving Eccentric Regulating Bracket Hinge Screw Nut
202301	16826	Feed Driving Eccentric Regulating Bracket Plunger
202595	16826	Feed Driving Eccentric Regulating Bracket Plunger Spring
200607C	16826	Feed Driving Eccentric Regulating Bracket Plunger Spring Stop Screw
201014C	16826	Feed Driving Eccentric Regulating Bracket Stop Screw
201525E	16826	Feed Driving Eccentric Regulating Bracket Stop Screw Nut
200429C	16826	Feed Driving Eccentric Regulating Screw
200383C	16826	Feed Driving Eccentric Regulating Screw Check Screw
202623	16827	Feed Driving Rock Shaft
202625	16827	" " " " " Stop Collar with two 200383C (2)
200383C	16827	Feed Driving Rock Shaft Stop Collar Set Screw
202306	16826	Feed Lifting Connection with 200054E and 202277
*210645	-----	Feed Lifting Connection Crank
210589	16827	" " " " " " 210645 with 200050C and 200378C
200050C	16827	Feed Lifting Connection Crank Pinch Screw
200378C	16827	Feed Lifting Connection Crank Set Screw

## PARTS FOR MACHINE NO. 107w3

No.	Plate	Name
202307	16825	Feed Lifting Connection Eccentric with 200382C and 200437C
200437C	16825	Feed Lifting Connection Eccentric Position Screw
200382C	16825	Feed Lifting Connection Eccentric Set Screw
200545C	16826	Feed Lifting Connection Hinge Screw
201518E	16826	" " " " " Nut
202277	16826	" " " Oil Packing (wick)
200054E	16826	" " " Pinch Screw
210531	16827	" " Rock Shaft (hollow) and Hook Driving Shaft Bearing
202625	16827	Feed Lifting Rock Shaft Stop Collar with two 200383C
200383C	16827	Feed Lifting Rock Shaft Stop Collar Set Screw
202310	16825	Feed Regulating Spindle with 202311, 202443 and 202619
*202311	-----	Feed Regulating Spindle Head
202443	16825	" " " " " Pin
202619	16825	" " " " " Position Pin
200459D	16863	Guide Thumb Screw
210532	16864	Hook (sewing)
210533	16864	" 210532 with 200145C, 203101, 210536 (21054) and three 200596F
224399	16864	Hook and Bobbin Case complete, Nos. 210533 and 241404
210614	16827	Hook Driving Bevel Pinion (steel) 24 teeth with two 200378C
200378C	16827	Hook Driving Bevel Pinion Set Screw
210535	16827	" " " " " Shaft
202661	16827	" " " " " Belt Pulley with 202324 and two 200378C
200378C	16827	Hook Driving Bevel Pinion Shaft Belt Pulley Set Screw
202324	16827	Hook Driving Bevel Pinion Shaft Belt Pulley Spring Flange
210536	16864	Hook Gib
200596F	16864	" " Screw
203101	16864	" Oil Wick
200915F	16827	" Position Screw
210537	16827	" Shaft (hollow)
210615	16827	" " Bevel Gear (steel) 24 teeth with two 200382C
200382C	16827	Hook Shaft Bevel Gear Set Screw
210539	16827	" " Bushing
210621	16827	" " " 210539 with 210537 and 350314F
200335C	16827	Hook Shaft Bushing Set Screw
200363C	16827	" " " " " "
202355	16827	" " " " " Packing (brass)
350314F	16827	Hook Shaft Position Screw
210541	16864	" Washer Needle Guard
200145C	16864	" " " " " Screw
237837	16863	Knee Lifter Connection Lever

## PARTS FOR MACHINE NO. 107w3

No.	Plate	Name
210876	16863	Knee Lifter Connection Lever 237837 with 202447, 210875 and two 200262H
200262H	16863	Knee Lifter Connection Lever Hinge Screw
202447	16863	Knee Lifter Connection Lever Lifting Rod with 202302
202302	16863	Knee Lifter Connection Lever Lifting Rod Cotter Pin
210875	16863	Knee Lifter Lifting Lever
200262H	16863	" " " " " Hinge Screw
210884	16850	Needle Bar with 200141F
210543	16850	" " Connecting Link
202355	16850	" " " " " Stud with 202254
202254	16850	Needle Bar Connecting Link Stud Oil Packing (wick)
200385C	16850	Needle Bar Connecting Link Stud Set Screw
200374C	16850	Needle Bar Connecting Link Stud Set Screw
210544	16850	Needle Bar Connecting Stud with 202277
210585	16850	" " " " " 210544 with 210882
202277	16850	Needle Bar Connecting Stud Oil Packing (wick)
210882	16850	Needle Bar Connecting Stud Swivel with 200387C
210725	16850	Needle Bar Crank with 200335C, 200374C, 200583C, 200428C and 202333
203172	16850	Needle Bar Crank Friction Washer
200428C	16850	" " " Position Screw
200335C	16850	" " " Set Screw
210933	16850	Needle Bar Crank complete, Nos. 202399, 202400, 210543, 210535, 210725 and 244059
210546	16850	Needle Bar Frame with 200070C
210542	16850	" " " 210546 with 210884
210547	16850	" " " Guide Stud
200334C	16850	" " " " " Set Screw
210548	16850	" " " Hinge Stud
200334C	16850	" " " " " Set Screw
210768	16865	" " " Pitman
210769	16865	" " " " 210768 with 202277, 210712, 224353, two each 200919C and 201522E
210557	16865	Needle Bar Frame Pitman Eccentric Stud
200070C	16850	" " " " " " " Set Screw
202277	16865	Needle Bar Frame Pitman Oil Packing (wick)
200387C	16850	Needle Bar Set Screw
200141F	16850	" Set Screw
210779	16865	" Vibrator Cam
210780	16865	" " " 210779 with 200378C and 200383C
200378C	16865	Needle Vibrator Cam Set Screw
200383C	16865	" " " " " "

## PARTS FOR MACHINE NO. 107w3

No.	Plate	Name
210718	16865	Needle Vibrator Cam Shaft
210551	16865	" " " " Bearing and Cover
200566D	16865	Needle Vibrator Cam Shaft Bearing and Cover Screw (4)
210559	16865	Needle Vibrator Cam Shaft Collar with two 200378C
200378C	16865	Needle Vibrator Cam Shaft Collar Set Screw
210712	16865	Needle Vibrator Crank with 200378C and 200917C
224353	16865	Needle Vibrator Crank Link
200919C	16865	" " " " Hinge Screw (lower or upper)
201522E	16865	Needle Vibrator Crank Link Hinge Screw (lower or upper) Nut
210723	16865	Needle Vibrator Crank Link Oil Tube
200917C	16865	" " " Position Screw
200378C	16865	" " " Set Screw
210711	16865	" " " Shaft
210699	16865	" " Gear (spiral) with two 200382C
200382C	16865	Needle Vibrator Gear Set Screw
203172	16865	" " " Thrust Washer
210700	16825	" " Pinion (spiral) with two 200382C
200382C	16825	Needle Vibrator Pinion Set Screw
210770	16865	" " Regulating Lever with 200378C and 200917C
210781	16865	Needle Vibrator Regulating Lever Position Bracket (indexed) with 200326C 200378C, 200917C and 201531E
200917C	16865	Needle Vibrator Regulating Lever Position Bracket Position Screw
200378C	16865	Needle Vibrator Regulating Lever Position Bracket Set Screw
200326C	16865	Needle Vibrator Regulating Lever Position Bracket Stop Screw
201531E	16865	Needle Vibrator Regulating Lever Position Bracket Stop Screw Nut
200917C	16865	Needle Vibrator Regulating Lever Position Screw
200378C	16865	Needle Vibrator Regulating Lever Set Screw
210772	16865	Needle Vibrator Regulating Lever Slide
201556D	16865	" " " " " " Thumb Nut
244033	16846	Presser Bar (hollow)
202335	16846	" " 244033 with 200074F
207072	16846	" " Bushing
200352C	16846	" " " Set Screw
202554	16846	" " Lifter
200653C	16846	" " " Hinge Screw
210789	16846	" " Lifting Releasing Lever Bracket
200260D	16846	Presser Bar Lifting Releasing Lever Bracket Guide Screw

## PARTS FOR MACHINE NO. 107w3

No.	Plate	Name
206608	16846	Presser Bar Lifting Releasing Lever Bracket Spring
202337	16846	Presser Bar Position Guide
202338	16846	" " " " Lever with 200086F
200086F	16846	Presser Bar Position Guide Lever Pinch Screw
200352C	16846	Presser Bar Position Guide Set Screw
202378	16846	" " Spring (heavy)
202346	16846	" " " Stop Rod
200492H	16846	" " Thumb Screw (pressure regulating)
200475B	16846	Presser Bar Thumb Screw Thumb Set Screw
202355	16846	Presser Bar Thumb Screw Thumb Set Screw Packing (brass)
210773	16866	Presser Foot
200074F	16846	" " Screw
210591	16830	Take-up (auxiliary), for Swivel
200132E	16830	" " Screw
244059	16830	" Lever
202399	16830	" " Driving Stud with 202277
202277	16830	" " " " Oil Packing (wick)
202400	16830	Take-up Lever Hinge Stud with 202423
202423	16830	" " " " Oil Packing (wick)
200383C	16830	Take-up Lever Hinge Stud Set Screw
202401	16846	" " Oiling Felt
200132E	16846	" " " Screw
244048	16832	Tension Disc (back)
244049	16832	" " (front)
202404	16846	" Release Plunger
244061	16832	" " Washer
202407	16832	" Spring
263106	16832	" Washer
200625F	16832	" Stud with 204925
200061C	16832	" " Set Screw
204925	16832	" " Washer
201572H	16832	" Thumb Nut
244062	16832	Tension complete, Nos. 200625F, 201572H, 202407, 202410, 244048, 244049, 244061 and 263106
202410	16832	Thread Controller Spring
241443	16832	" " " Stop
200132E	16832	" " " " Screw
224387	16830	" Guide
210593	16832	" " (lower)
210595	16832	" " (on side of arm)
202412	16825	" " (on top of arm)
210592	16832	" " (upper)
200172H	16830	" " Screw
200582H	16832	" " " (2)
202091	16832	" Retainer Sleeve
202092	16832	" " Spring
204058	16832	" " Stud
200366H	16832	" " " Set Screw

No.	Plate	Name
204059	16832	Thread Retainer complete, Nos. 202091, 202092 and 204058
210774	16866	Throat Plate, 53 needle hole, for needle sizes 12 and 13
200577XC	16866	Throat Plate Screw (2)

## ACCESSORIES

No.	Plate	Name
200157B	16863	Attachment Screw
210530	16864	Bobbin (5)
225497	16836	" Case Screw Driver
231357	16836	Cloth Guide
135 x 9	-----	Needles, three each, sizes 14 and 16
228212	15998	Drip Pin (short) with four 3/4 in. wire nails
41400	16836	Machine Rest Pin (wood)
120342	16836	Oiler (copper plated) with 120343
120343	16836	" Spout (5-1/2 in. long)
225498	16836	Screw Driver (7-1/4 in. long)
225554	16836	Wrench (steel)

## BOBBIN WINDER

(SWINGING AUTOMATIC, RIGHT HAND)

259428	16615	Brake (leather)
259439	16615	" Clamp
200115F	16615	" " Screw
275453	16615	Frame with 202277 and 259660
225454	16615	" Hinge Pin
202277	16615	" Oil Packing (wick)
259660	16615	" " Well Washer
225455	16615	" Spring
225456	16615	" " Plunger
225368	16615	Pulley with 200380C
200380C	16615	" Set Screw
225381	16615	Spindle
225444	16615	Stop Latch
200056E	16615	" " Screw
225458	16615	" " Thumb Lever
225459	16615	" " " " Hinge Stud
225459	16615	" " " " Joint Stud
202478	16615	" " Trip Lever
200299H	16615	" " " " Hinge Screw
225461	16615	Tension Bracket with 201499H
200082D	16615	" " Screw
228028	16615	" " " Washer
2102	16615	" Disc
13710	16615	" Spring
201499H	16615	" Stud
201572H	16615	" " Thumb Nut
225462	16615	Bobbin Winder Tension Bracket complete Nos. 13710, 201572H, 225461 and two 2102



No.	Plate	Name
259430	16615	Bobbin Winder and Tension Bracket Base
259431	16615	Universal Bobbin Winder complete, Nos. 200056E, 200082D, 200113F, 200299H, 202478, 225368, 225381, 225444, 225453 to 225456, 225458, 225462, 228026, 259428 to 259430, two each 225459 and wood screws 3/4 in., No. 12, R.H.B.

## KNEE LIFTER

228359	16643	Rock Lever with two 350231C
228360	16643	" " Bracket with 200347C and three wood screws 7/8 in., No. 12
228361	16643	Rock Lever Bracket 228360 with 228359, 228363, 228367 and 228386
228362	16643	Rock Lever Extension with 200529C
350231C	16643	" " " Set Screw
228363	16643	" " Hinge Pin
228364	16643	" " Knee Plate with 350231C
228388	16643	" " " Arm
350231C	16643	" " " " Set Screw
350231C	16643	" " " " Set Screw
228365	16643	" " Rod
200529C	16643	" " " Set Screw
228386	16643	" " Spring
228367	16643	" " Stop Stud
200347C	16643	" " " " Set Screw
228368	16643	Knee Lifter complete, Nos. 228361, 228362, 228364, 228365 and 228388 (Other Knee Lifter parts are listed with parts of machine head.)


## NUMERICAL LIST OF PARTS

No.	Plate	Name
2102	16615	Bobbin Winder Tension Disc, for 225462
13710	16615	" " " Spring, for 225462
41400	16836	Machine Rest Pin (wood)
120342	16836	Oiler (copper plated) with 120343
120343	16836	" Spout (3-1/2 in. long), for 120342
200004E	16826	Arm Screw
200010E	16826	" "
200035E	16827	Feed Bar Slide Block Crank Pinch Screw for 210514
200038C	16827	Feed Driving Connection Crank Pinch Screw, for 202624
200050C	16827	Feed Lifting Connection Crank Pinch Screw, for 210589
200054E	16826	Feed Driving Connection Pinch Screw, for 202297
200054E	16826	Feed Lifting Connection Pinch Screw, for 202306
200056E	16615	Bobbin Winder Stop Latch Screw, for 259431
200060E	16826	Bed Hinge Connection Screw
200061C	16832	Tension Stud Set Screw
200070C	16830	Needle Bar Frame Pitman Eccentric Stud Set Screw, for 210546
200074F	16846	Presser Foot Screw, for 202335
200076D	16827	Bobbin Case Stop Screw
200079H	16825	Arm Cap Spool Holder Wire Hinge Screw, for 203090
200082D	16615	Bobbin Winder Tension Bracket Screw, for 259431
200086F	16846	Presser Bar Position Guide Lever Pinch Screw, for 202338
200106E	16866	Feed Dog Screw
200113F	16615	Bobbin Winder Brake Clamp Screw, for 259431
200132E	16830	Take-up (auxiliary) Screw
200132E	16846	" Lever Oiling Felt Screw
200132E	16832	Thread Controller Spring Stop Screw
200141F	16830	Needle Set Screw, for 210884
200145C	16864	Hook Washer Needle Guard Screw, for 210533
200157B	16863	Attachment Screw
200172H	16830	Thread Guide Screw
200253C	16827	Feed Bar Slide Block Hinge Screw, for 210515
200260D	16846	Presser Bar Lifting Releasing Lever Bracket Guide Screw
200262H	16863	Knee Lifter Lifting Lever Hinge Screw, for 210876

## NUMERICAL LIST OF PARTS

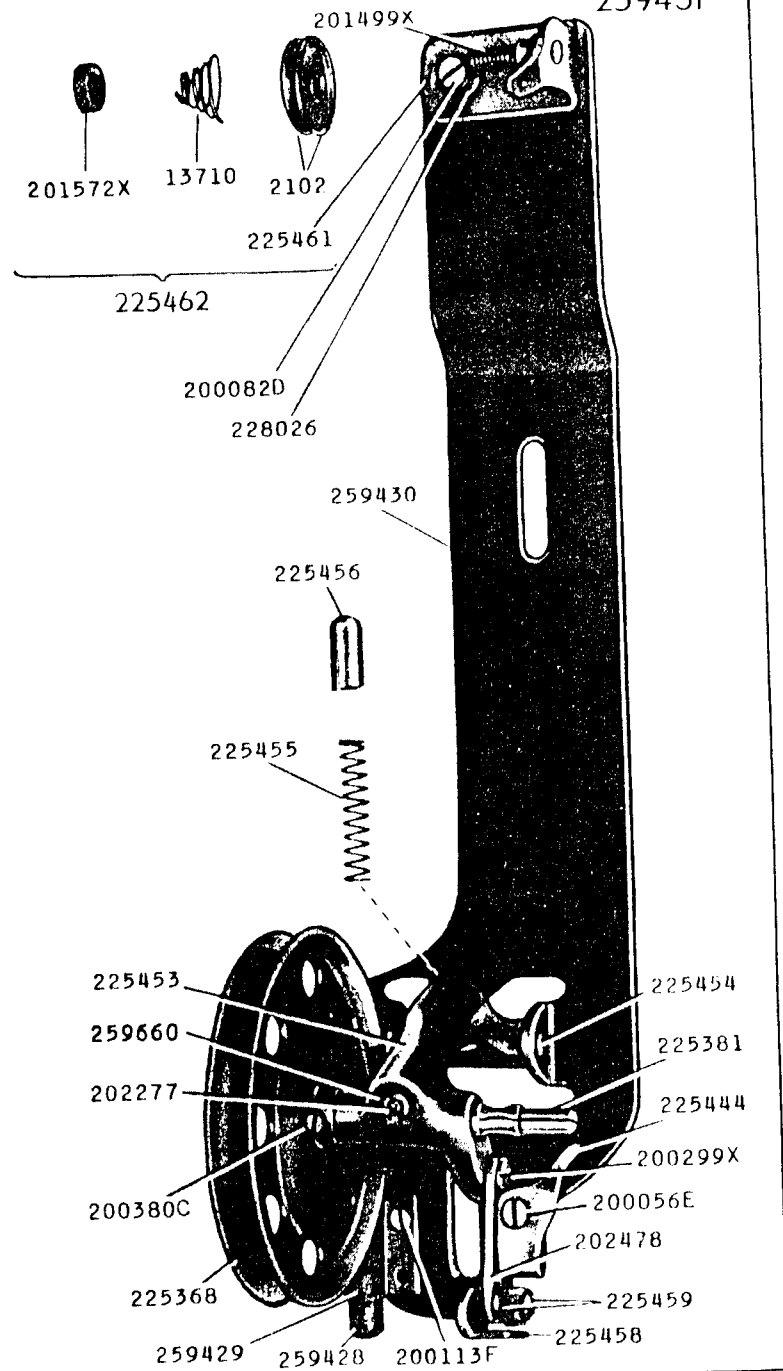
No.	Plate	Name
259660	16615	Bobbin Winder Frame Oil Well Washer, for 225453
263106	16632	Tension Spring Washer, for 244062
263110	16864	Bobbin Case Tension Spring, for 241402
350107C	16825	Balance Wheel Position Screw, for 244074
350231C	16643	Knee Lifter Rock Lever Extension Set Screw, for 228359
350231C	16643	Knee Lifter Rock Lever Knee Plate Arm Set Screw, for 228359
350231C	16643	Knee Lifter Rock Lever Knee Plate Set Screw, for 228364
350314F	16827	Hook Shaft Position Screw, for 210621
350431E	16825	Arm Shaft Oil Packing Stop Screw, for 202249

15998 - 3/8



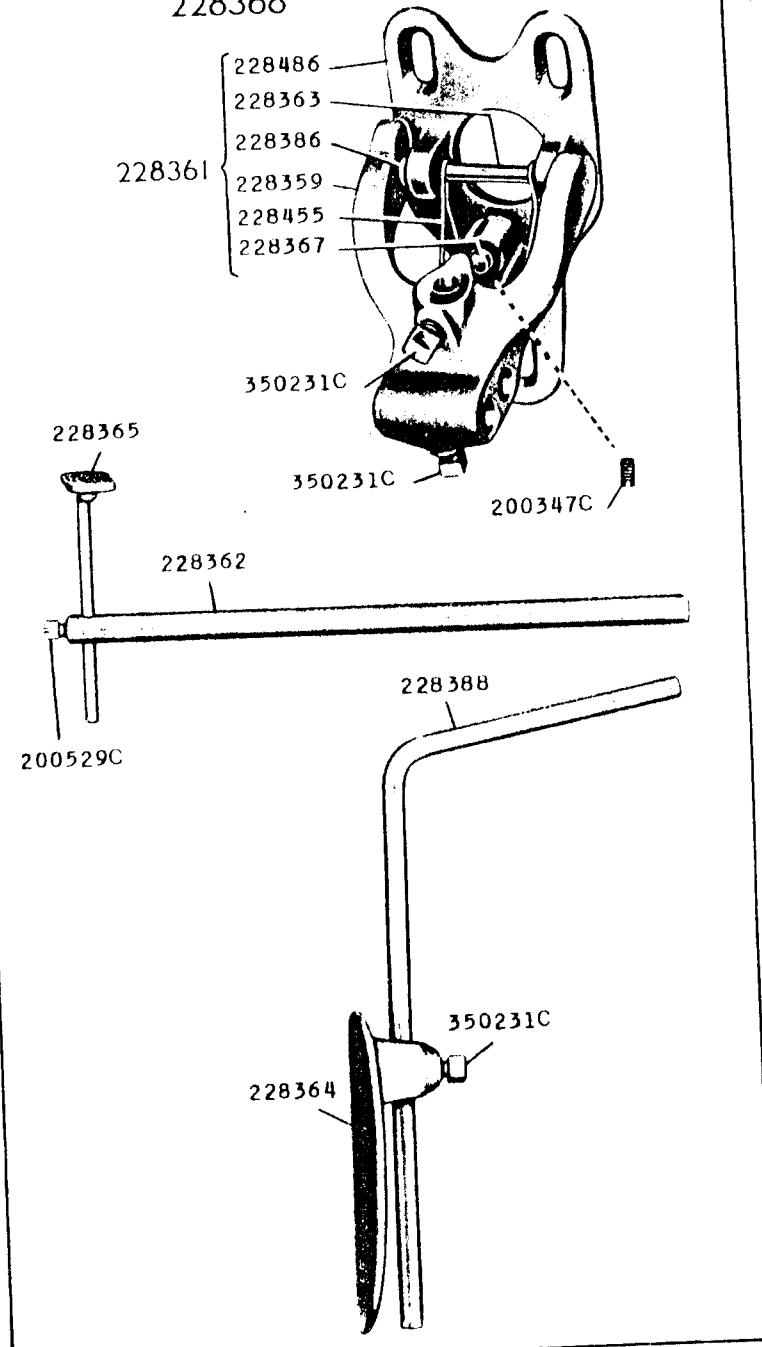
16615 - 1/2

259431

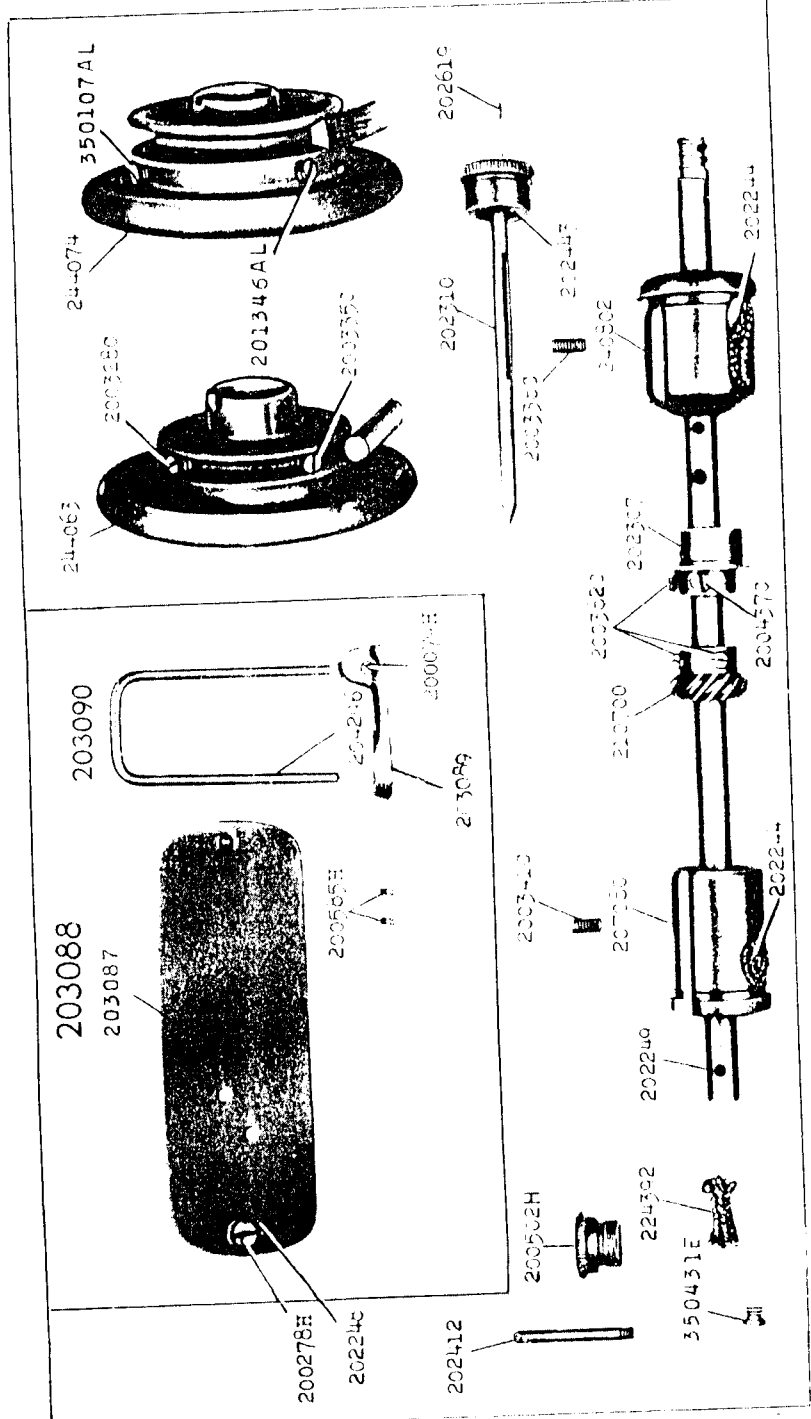


16643 - 3/8

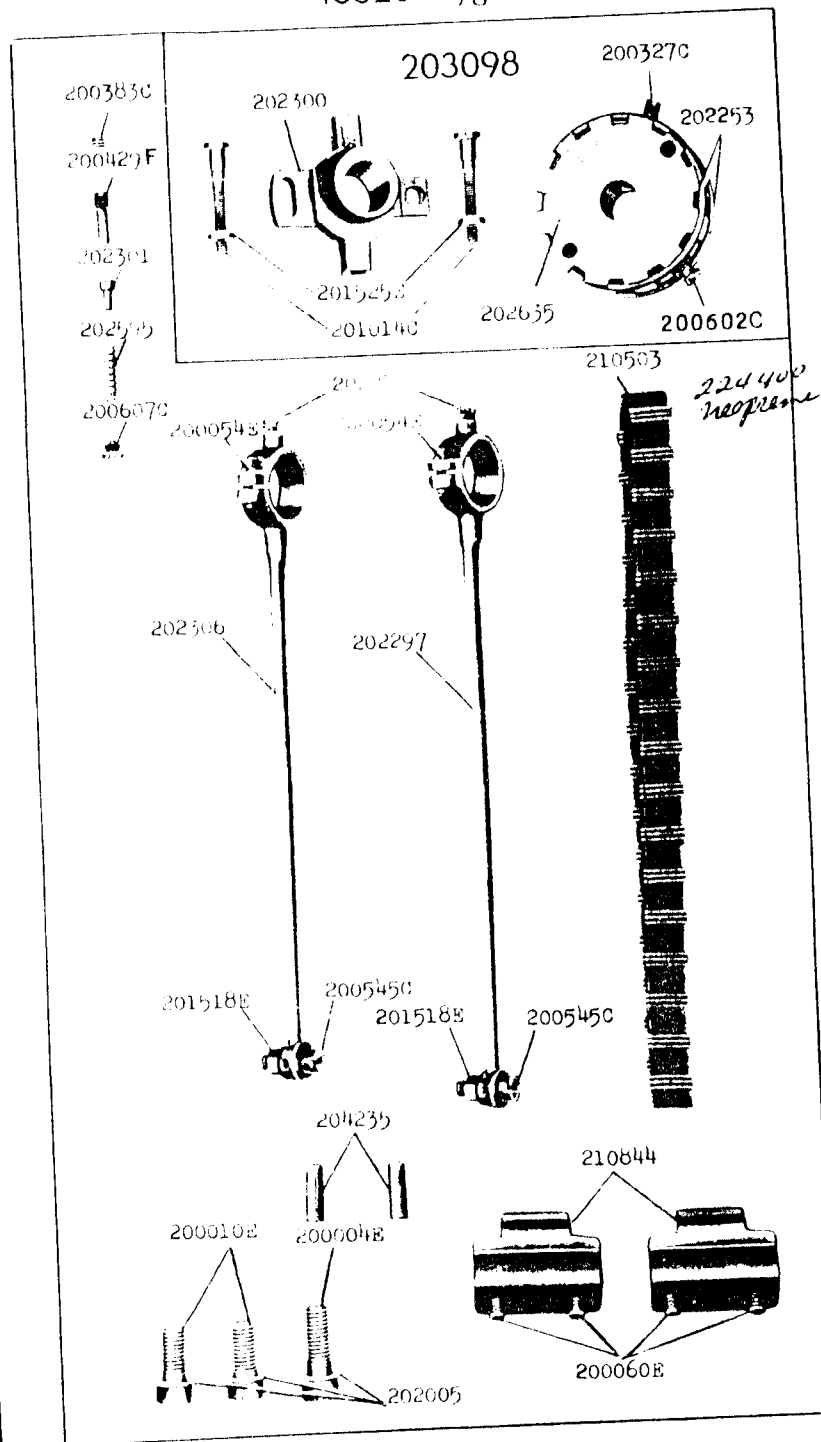
228368



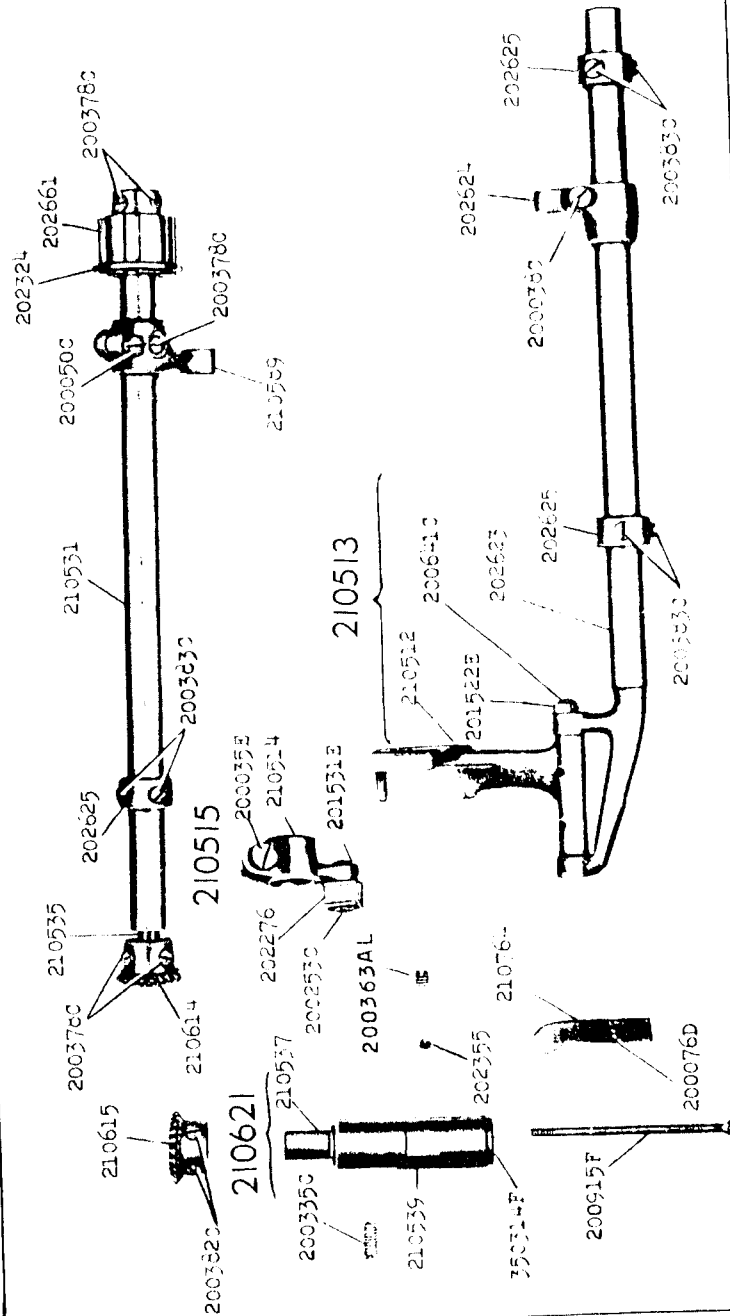
16825 - 3/8



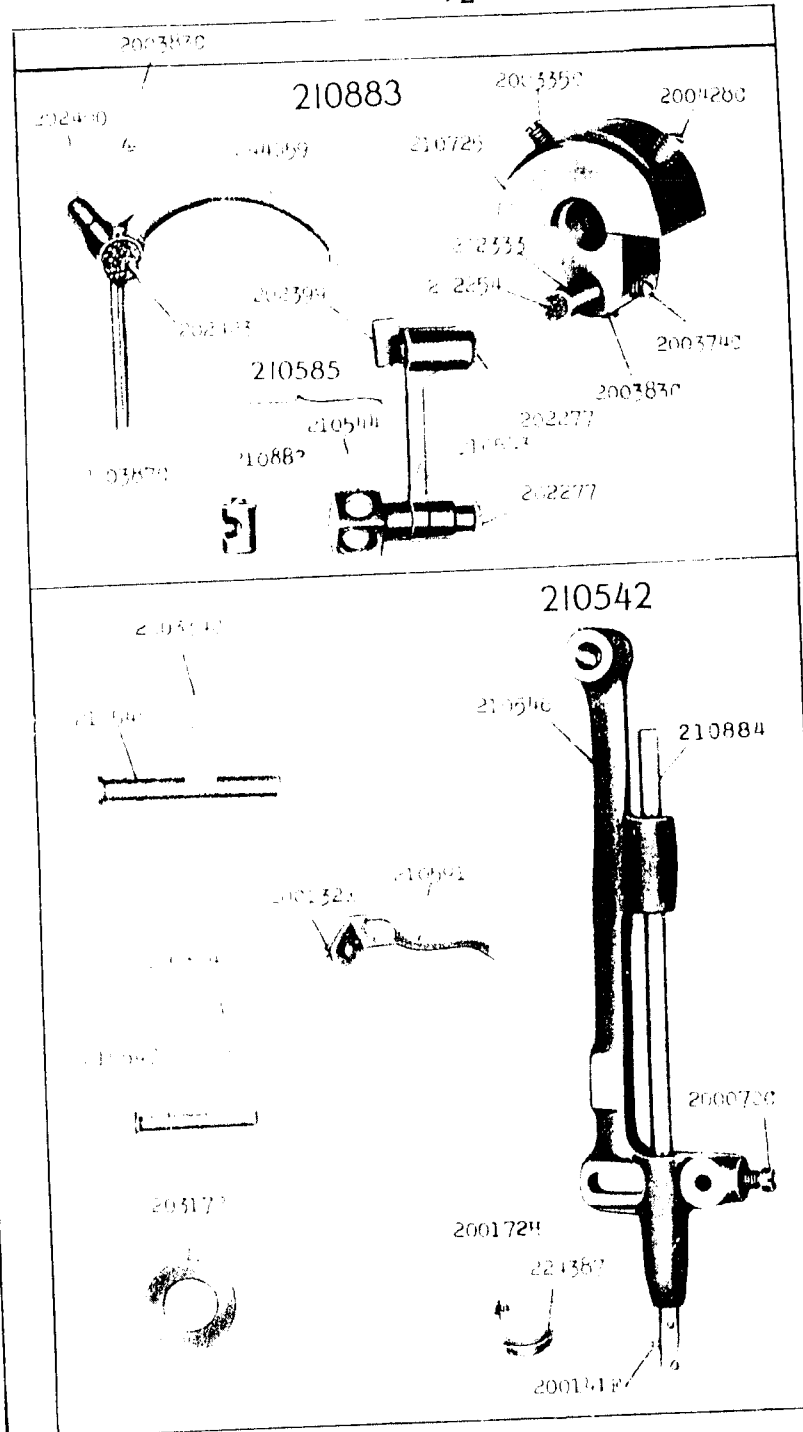
16826 - 3/8



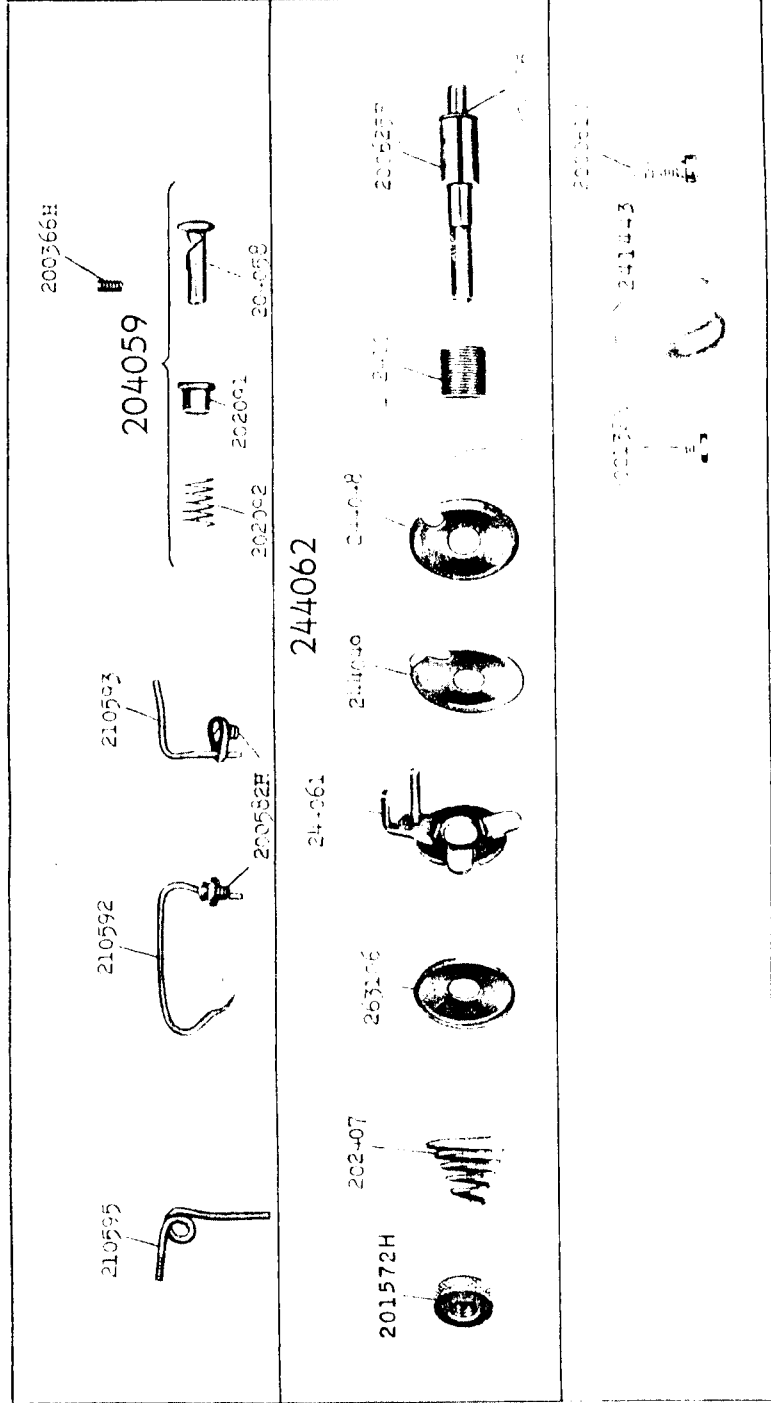
16827 - 3/8



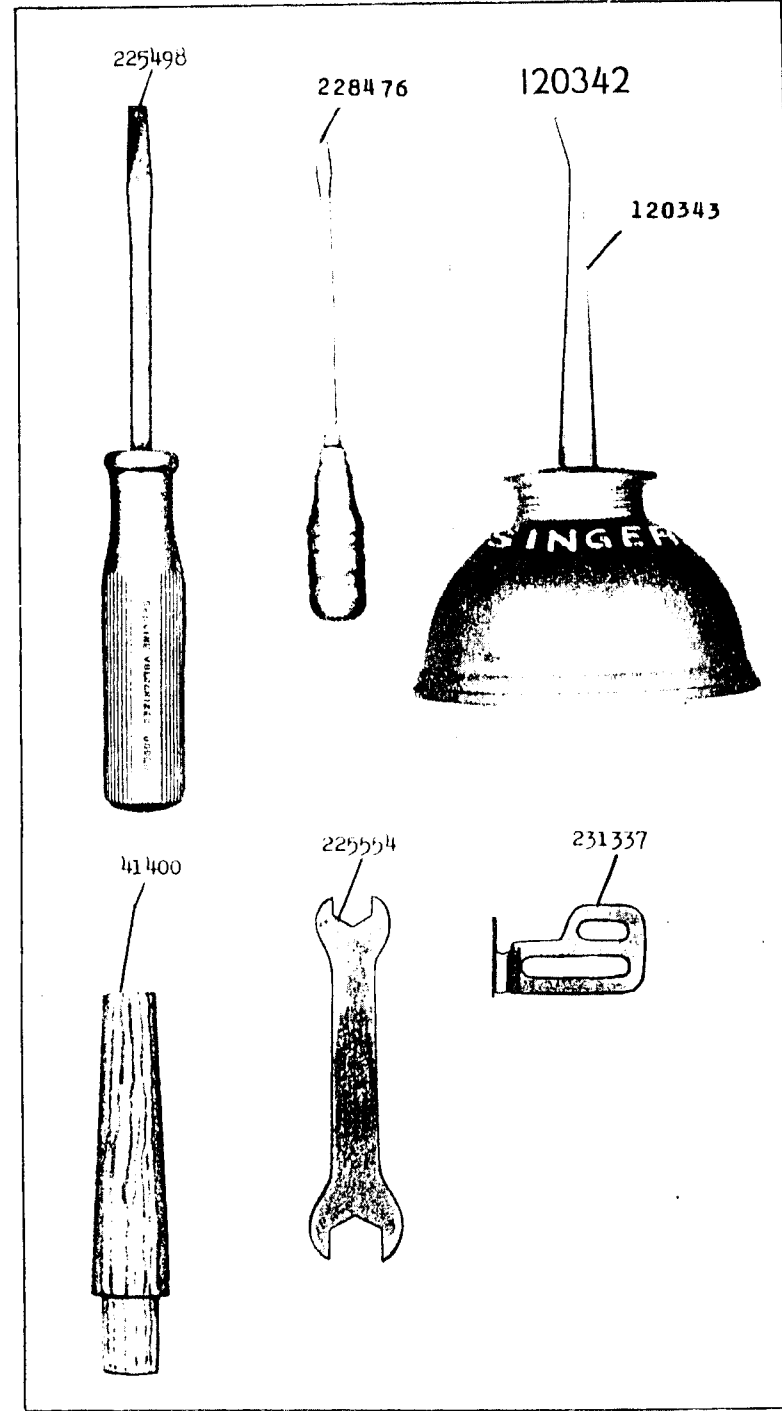
16830 - 1/2



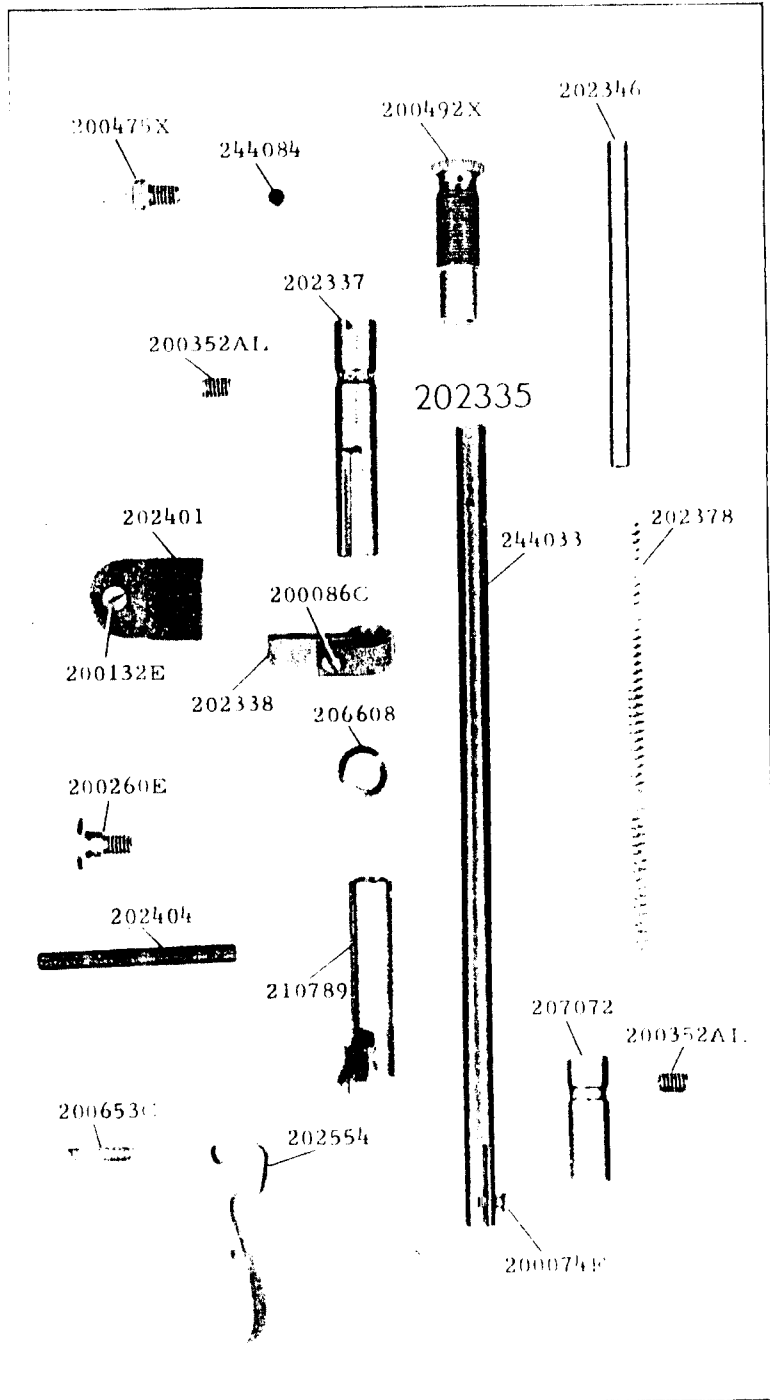
16832 - 2/3



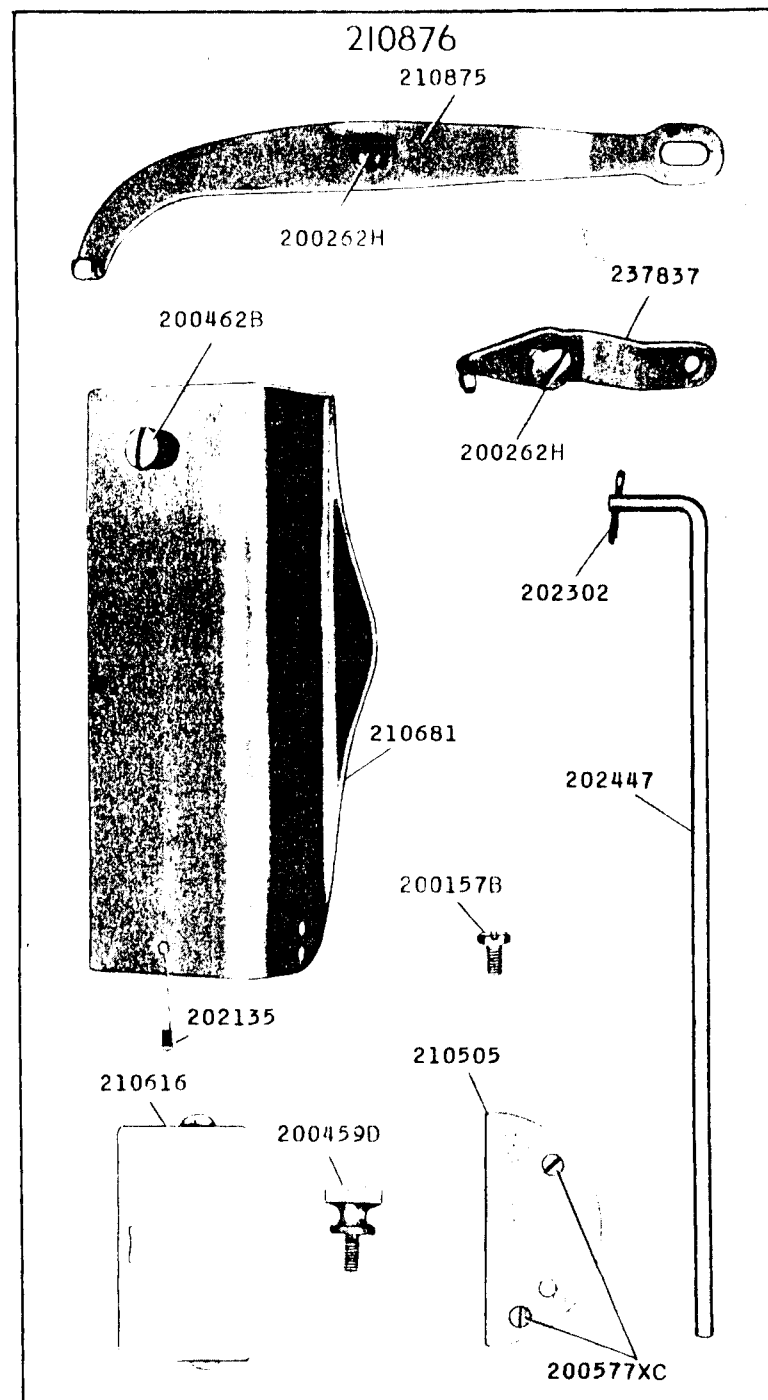
16836 - 1/2



16846 - 1/2



16863 1/2

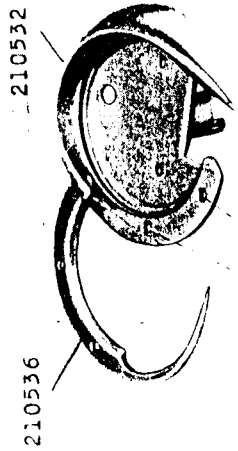


224399

241404

241403

224433  
210533

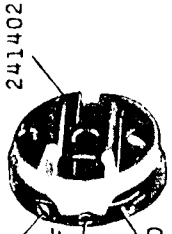


210532

210734

210913

200592C



241402

201016F



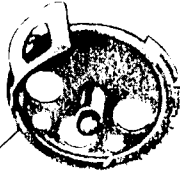
210735 200964C 263110

203101



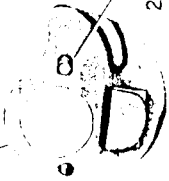
210736

210846



21053C

200593F 210541

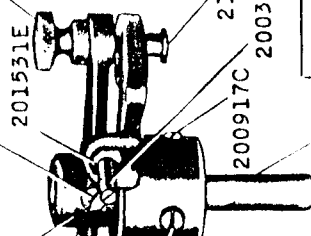


200145C

16864 3/4

16865 1/2

210770 200917C 201556D



200378C

210559

203172

200378C

200382C

210772

200326C

210699

210781

210723

210557

210711

210769

200378C

210712

200917C

201522E

202277

200919C

224353




210768

201522E

210779  
200383C  
200378C

210551

210718




200566D




16866

210773

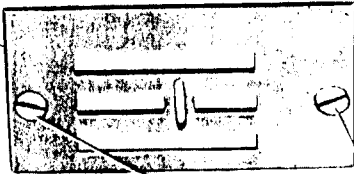


210767



200106E

*224398 large hole*  
~~210774-53~~



200577XC

SINGER Needles should be used  
in SINGER Machines  
These Needles and their Containers  
are marked with the  
Company's Trademark "SIMANCO" 1

Needles in Containers marked  
"FOR SINGER MACHINES"  
are NOT SINGER made needles 2