

**SINGER**  
**114W100**

# PRICE LIST

OF

# PARTS



## MACHINE No. 114 w 100

THE SINGER MANUFACTURING COMPANY

## INDEX

---

	PAGE
ACCESSORIES.....	13
MACHINE No. 114 w 100.....	7
NEEDLES.....	14
NUMERICAL LIST OF PARTS.....	21
OBSOLETE PARTS.....	19
PRESSER FEET.....	15
STAND.....	16
UNDER DRIVER.....	17

# INSTRUCTIONS FOR ORDERING

In ordering from this list, use **ONLY** the **PART** number in the **FIRST** column.

The number stamped on a Sewing Machine Part is the number of the Single Part only, except when the part includes Set Screws, Clamping Screws, Studs and Rollers Spun on, Small Wires riveted, or Parts soldered together, etc., which it is necessary to furnish in combination.

Every combination of parts sent out has its specific number which, although not stamped on Parts (except in above cases) must be used when ordering the combination.

Each number always indicates the **SAME PART** in whatever list it appears, or for whatever Machine.

The letters after some of the numbers indicate the style of finish only, as follows:

- A. Hardened, Polished and Plated.
- B. Polished and Plated.
- C. Hardened only.
- D. Polished only.
- E. Soft, not polished.
- F. Hardened and Polished.
- H. Blued.

These letters **MUST BE USED** when they appear in the list and **AFTER** the number, as in the list.

In this series

200001 to 201500 are Screw Numbers.

201501 to 201800 are Nut Numbers.

201801 to 202000 are Roller Numbers.

202001 and upward are numbers of Machine Parts.


The figures in the second column refer only to the plate in which the illustration of the part is shown and are **NOT TO BE USED** in ordering.

Two or more numbers over a cut indicate that the difference between such parts is not visible in an illustration.

Parts marked with an asterisk (\*) are furnished only when repairs are made at the factory.

## LIST OF PARTS COMPLETE

FOR



## MACHINE No. 114 w 100

### CHAIN STITCH EMBROIDERY

No.	Plate	Name	Each
*222401		Arm with two 222404 .....	\$ —
222530	12431	" Head .....	4 50
222401	12432	" " Position Pin .....	02
201042D	12432	" " Screw (lower) .....	04
200011D	12432	" " " (upper) (2) .....	05
222405	12431	" " Sleeve .....	1 25
222406	12432	" " " Bearing .....	75
222404	12432	" " " Position Pin .....	02
200571H	12432	" " " " Screw .....	05
222407	12432	" " " Cap .....	25
200112H	12432	" " " " Screw .....	03
222408	12432	" " " Gear with 200119E .....	40
200119E	12432	" " " " Set Screw .....	03
202004	12432	" Position Pin (2) .....	02
200029E	12432	" Screw (1) .....	05
222411	12431	" Shaft .....	1 45



No.	Plate	Name	Each
222452	12437	Needle Holder Clamping Sleeve with 201053c .....	\$ 75
201053c	12435	Needle Holder Clamping Sleeve Thumb Screw .....	10
222453	12434	Needle Operating Slide .....	1 75
222454	12436	" Plate, for needle sizes 1 to 12....	55
201049D	12435	" " Clamping Thumb Screw....	15
222456	—	Nipple, for No. 2 needle .....	12
222466	12436	" Carrier .....	1 00
222467	12436	" " Bell Crank .....	50
222531	12436	" " " " Hinge Stud .....	20
201074c	12436	" " " " " " Set Screw .....	04
222468	12436	Nipple Carrier Guide Block (brass) ....	30
222469	12436	" " " " Pin (long) ...	01
222470	12436	" " " " " (short)....	01
200027E	12436	" " " " Screw .....	04
200683c	12436	" " Lifting Screw Stud .....	05
222471	12436	" " Spring .....	05
222472	12438	Presser Foot with 222479 .....	75
222473	12439	" " Clamp with 201053c.....	40
201053c	12435	" " " Thumb Screw .....	10
222474	12437	" " Lever .....	1 25
222475	—	" " " 222474 with 222422, 222423, 222476 and 222477 .....	3 00
222476	12439	Presser Foot Lever Swivel .....	60
222477	12439	" " " Hinge Pin....	02
222478	12439	" " Lifter .....	25
200943E	12439	" " " Hinge Screw .....	10
222479	—	" " Shoe (rubber) .....	01
222480	12437	" " Slide Bar .....	1 00
222481	12439	" " " " Guide Block (brass) .....	18
200066D	12439	Presser Foot Slide Bar Guide Block Screw .....	03
222482	12437	Presser Foot Slide Bell Crank .....	50
201041c	12436	" " " " " Hinge Screw .....	08
222483	12439	Presser Foot Slide Guide Block (brass)	30
222470	12436	" " " " " Pin ....	01
200054E	12439	" " " " " Screw ..	03
222484	12439	" " " Spring .....	05
222485	12437	Spool Holder and Tension Bracket .....	50
201038E	12433	" " " " " Screw (2) .....	04
222486	—	Spool Holder and Tension Bracket com- plete, Nos. 200132E, 201036E, 201039E, 201040D, 201075E, 202248H, 222485 and 222512 to 222515 .....	1 50
201036E	12439	Spool Screw Stud .....	08

No.	Plate	Name	Each
222487	12439	Starting Trip Lever with 201054c.....	\$ 20
222488	12439	" " " " Block .....	08
201054c	12439	" " " " Screw Stud ....	05
201035E	12432	" " " " Hinge Screw .....	05
222489	12437	" " " " (intermediate) .....	35
201033D	12436	" " " " Hinge Screw Stud .....	08
222490	12439	Starting Trip Lever Rod .....	05
222491	12440	" " " " Slide .....	50
222492	12440	" " " " Cap .....	05
200110D	12440	" " " " " Screw....	02
222493	12440	" " " " Spring .....	04
222494	12440	Stitch Rotating Gear (lower) (for ver- tical shaft) with 200119E .....	35
200119E	12432	Stitch Rotating Gear (lower) Set Screw	03
222428	12433	" " " (upper) (for ver- tical shaft) with 200119E .....	40
200119E	12432	Stitch Rotating Gear (upper) Set Screw	03
222495	12437	" " " Bracket .....	1 00
202004	12432	" " " " Position Pin (2) .....	02
201038E	12433	Stitch Rotating Gear Bracket Screw (2)	04
222496	12440	" " " " Shaft (in- termediate) .....	10
222428	12433	Stitch Rotating Gear Bracket Shaft (in- termediate) Gear (back or front) with 200119E (2) .....	40
200119E	12432	Stitch Rotating Gear Bracket Shaft (in- termediate) Gear Set Screw .....	03
222497	12437	Stitch Rotating Gear Shaft (vertical)..	15
222498	12437	" " Hand Lever with 200084E	60
222503	—	" " " " 222498 with 201035E, 222487, 222488 and 222501....	1 40
222499	—	Stitch Rotating Hand Lever Handle (wood) .....	25
222500	—	Stitch Rotating Hand Lever Handle Sleeve .....	25
222501	12437	Stitch Rotating Hand Lever Handle Sleeve 222500 with 206134 and 222499	50
206134	12440	Stitch Rotating Hand Lever Handle Sleeve Washer .....	02
200081E	12440	Stitch Rotating Hand Lever Set Screw	03
222504	12440	" " " " Shaft .....	50
222447	12435	" " " " " Gear with 200119E .....	35
200119E	12432	Stitch Rotating Hand Lever Shaft Gear Set Screw .....	03
222505	12434	Stop Bracket .....	70
222506	12440	" " Interlocking Rod .....	30
200680E	12440	" " " " Guide Screw	04

No.	Plate	Name	Each
222507	12440	Stop Bracket Interlocking Rod Spring	\$ 05
201038E	12433	" " Screw (2)	04
222508	12440	" Cam with 222509	1 20
222509	12440	" " Driving Stud	04
222510	12440	" " Locking Lever with 201055F	50
201043C	12440	" " " " Hinge Screw	08
201863	12440	" " Roller	10
201055F	12440	" " Screw Stud	05
222511	12441	" " Spring	05
205510	12435	" " Pin	03
222512	12441	Tension Regulating Lever with 201056D	20
201075F	12441	" " " " Hinge Screw	05
202248H	12441	" " " " " "	
		Spring Washer	05
222513	12441	Tension Regulating Plate	30
201040D	12441	" " " " Hinge Screw	12
201056D	12441	" " Screw Stud	08
222514	12441	" " Spring	05
201039E	12441	" " " " Screw Stud	06
222515	12441	Thread Controller Spring	08
200132E	12435	" " " " Screw	02

## ACCESSORIES

No.	Plate	Name	Each
222517	12442	Cleaning Wire (brass)	\$ 05
114 x 1		Needles (11), in sizes as selected. Supplied in sizes 1 to 12	Per Doz. 30
222455	12436	Nipple for No. 1 needle	12
222457		" " " 3 needle	12
222458		" " " 4 needle	12
222459		" " " 5 needle	12
222460		" " " 6 needle	12
222524		" Carrier Spring (heavy)	05
222516	12441	" Wrench	08
222522	12438	Presser Foot (spur)	70
222525		" Slide Spring (heavy)	05
222520	12411	Spool Winder Spindle	25
222521	12411	" " " Washer	05
222518	12442	Thread Knife	18
222519	12442	Threader Wire	04
225493	12442	Tweezers	35
225500	12442	Oiler with 225499	10
225499	12442	" Spout, 2 1/2 in. long	02
26346	12442	Pliers	25
25537	12442	Screw Driver	10
11831	12442	" " "	20
222523	12442	Spool (wood) (6)	05

## NIPPLES

No.	Plate	Name	Each
222455	12436	Nipple, for No. 1 needle .....	\$ 12
222456	-----	" " " 2 needle .....	12
222457	-----	" " " 3 needle .....	12
222458	-----	" " " 4 needle .....	12
222459	-----	" " " 5 needle .....	12
222460	-----	" " " 6 needle .....	12
222461	-----	" " " 7 needle .....	12
222462	-----	" " " 8 needle .....	12
222463	-----	" " " 9 needle .....	12
222464	-----	" " " 10 needle .....	12
222528	-----	" " " 11 needle .....	12
222465	-----	" " " 12 needle .....	12

## PRESSER FEET

No.	Plate	Name	Each
222472	12438	Presser Foot, with 222479 .....	\$ 75
222527	12438	" " " 222529 .....	75
222522	12438	" " (spur) .....	70
222529	-----	" " Shoe (rubber) .....	01

## STAND

### ROCKING TREADLE, BALL BEARING PITMAN

No.	Plate	Name	Each
46532	12444	Band Wheel, 18 in. diam., with 972c	\$ 1 50
46519	12444	" " Crank	15
46520	-----	Band Wheel Crank and Pitman (ball bearing) complete, Nos. 1520e, 1670e, 25361, 25371, 46506 to 46509, 46519, 46523 and eleven 25362	1 45
296c	12443	Band Wheel Crank Screw Center	10
1507E	12443	" " " " Nut	05
972c	12443	" " Set Screw	08
222533	-----	Belt, size $\frac{1}{2}$ in., length 71 $\frac{1}{2}$ in., with 225129	20
225129	12443	Belt Hook	01
46533	12444	Brace with 296c, two 297c and three 1507E	1 45
748E	12443	Brace Screw	08
46522	12444	Leg	1 60
25362	12321	Pitman Ball, size $\frac{3}{8}$ inch	02
46506	12443	" " Bearing Adjusting Screw Ring	15
46507	12443	Pitman Ball Bearing Adjusting Screw Ring Locking Washer (brass) Per 100	25
46508	12443	Pitman Ball Bearing Ring	10
46509	12443	" " Case	25
46523	12444	" Rod with 25360	15
*25360	-----	" " Ball	—
25371	12443	" " " Bushing	15
25361	12443	" " " Screw Bearing	10
1670E	12443	" " " " Nut	05
1520E	12443	" " " Lock Nut	03
46524	12444	Treadle	65
297c	12443	" Screw Center	10
1507E	12443	" " " Nut	05
25086	12444	Wrench, for 1507 and 1670	10
25200	12444	" " 972	10
25267	-----	Stand (iron work) rocking treadle, ball bearing pitman complete, Nos. 25086, 25200, 46520, 46524, 46532, 46533, two 46522 and four 748E	—

## UNDER DRIVER

### BALL BEARING, RIGHT HAND, ROUND BELT, TWO SPEED

No.	Plate	Name	Each
227370	11126	Cone Pulley, two speed, 4 $\frac{1}{2}$ and 5 $\frac{1}{2}$ in. belt diam., with 227553	\$ 1 35
25362	12321	Cone Pulley Ball, size $\frac{3}{8}$ inch	02
204100	12321	" " " Bearing Cup	12
204101	12321	" " " Cap	02
204102	12321	" " " Retaining Spring	05
227553	12322	Cone Pulley Ball Cup complete, Nos. 204100 to 204102 and thirteen 25362	45
202459	11126	Driving Pulley, 7 $\frac{1}{4}$ in. diam., with 202460 and 204105	75
202460	11126	Driving Pulley Friction Ring (leather)	05
204105	12321	" " " " Stop Pin	01
227743	-----	" " Shaft (hollow) with 204109, 204110, 204112 and two 204111	60
202461	11126	Driving Pulley Shaft 227743 with 204107, 204108 and eleven 25303	1 00
25303	12321	Driving Pulley Shaft Ball, size $\frac{1}{4}$ inch	03
204107	12321	" " " " Cup	10
204108	12321	" " " " Cap	02
204109	-----	" " " Oil Plug	01
204110	-----	" " " Oiling Leather	02
204111	-----	" " " " Pin (leather)	01
204112	12322	Driving Pulley Shaft Oiling Wick	01
200524c	12321	" " " Set Screw	06
204113	12321	" " " Thimble	10
227734	11126	Frame with 200524c	80
202463	11126	Lever (compression) with 204117, two each 200524c and 202845	45
227735	11126	Lever Brake with 200524c, 204122 and two 200374c	35
227736	11126	Lever Brake 227735 with 200082b and 227737	60
227737	11126	Lever Brake Belt Guard	20
200082b	12321	" " " " Screw	03
204122	12322	" " " Leather	05
200374c	12321	" " " Set Screw	02
200524c	12321	" " " Set Screw	06
204123	12322	" " " Spring	05
204117	12321	" Compression Plate	10
202845	12321	" " " Rivet	01
202464	11126	" " Shaft with 202302	20
202302	12321	" " " Cotter Pin	01



No.	Plate	Name	Each
200524c	12321	Lever Compression Shaft Set Screw . . . .	\$ 06
27070	11126	Shaft Pulley (sectional grooved), 10 in. diam., 1 3/8 in. bore with two 597c . . . .	45
597c	12441	Shaft Pulley Clamping Screw . . . . .	08
227976	11126	Treadle with 200540b . . . . .	45
227977	11126	" 227976 with 227978 . . . . .	60
227978	11126	" Adjustable Connecting Slide . . . .	15
200540b	12441	" " " " Set Screw . . . . .	10
202468	11126	Treadle Pitman Rod (lower or upper) . .	05
204126	12321	" " " Clamp with two 200530c . . . . .	20
200530c	12321	Treadle Pitman Rod Clamp Set Screw . .	05
227980	11126	Treadle Pitman complete, Nos. 204126 and two 202468 . . . . .	30
204127	11126	Treadle Stand (left) with two wood screws 1 in. No. 13 . . . . .	08
204128	11126	Treadle Stand (right) with two wood screws 1 in. No. 13 . . . . .	08
227981	---	Treadle and Stand complete, Nos. 204127, 204128 and 227977 . . . . .	75
227982	---	Treadle and Pitman complete, Nos. 227980 and 227981 . . . . .	90
227740	---	Transmitter complete, Nos. 202459, 202461, 202463, 202464, 204113, 204123, 227370, 227734, 227736 and three wood screws 1 3/8 in. No. 15 . . . . .	3 00
227985	---	Under Driver (ball bearing) lever pres- sure, right hand, two speed, complete, Nos. 27070, 227740 and 227982 . . . . .	4 00

## OBSOLETE PARTS

222403 --- Arm Head . . . . . \$ 4 50

PLATE 11126-ONE-SIXTH SIZE

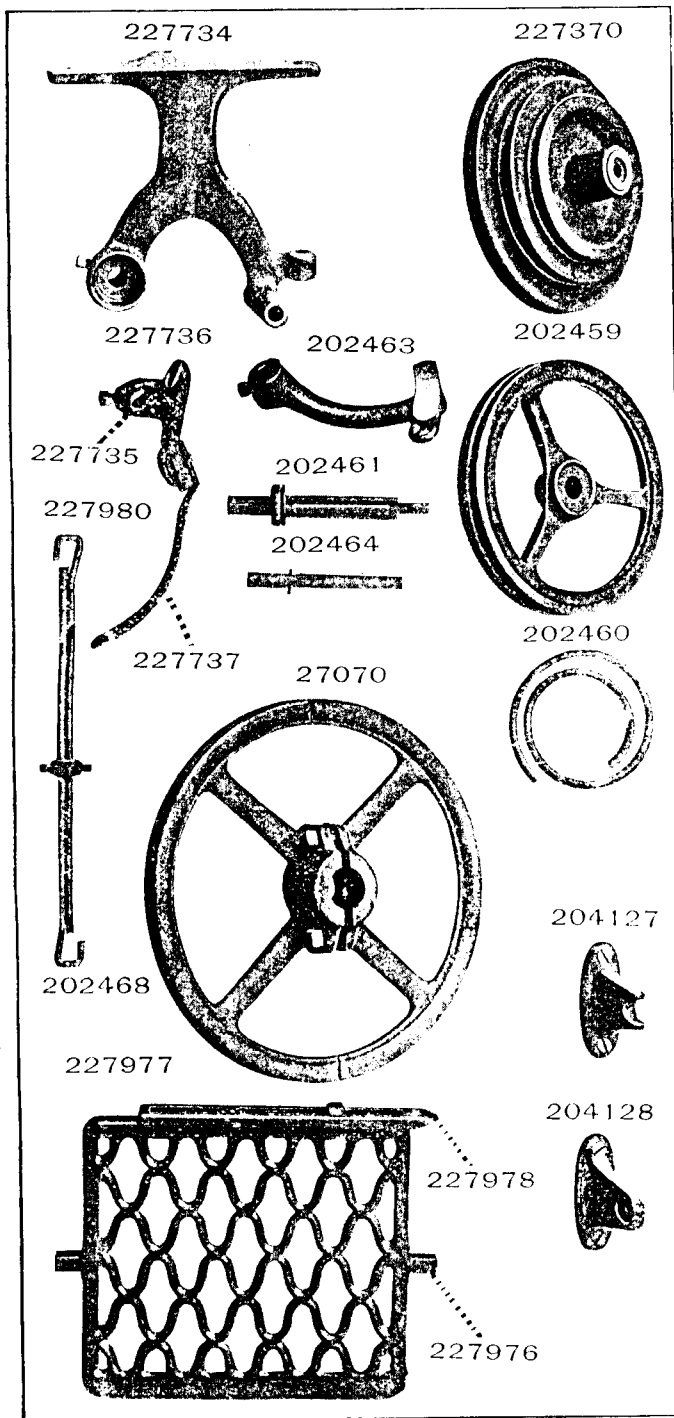


PLATE 12321-FULL SIZE

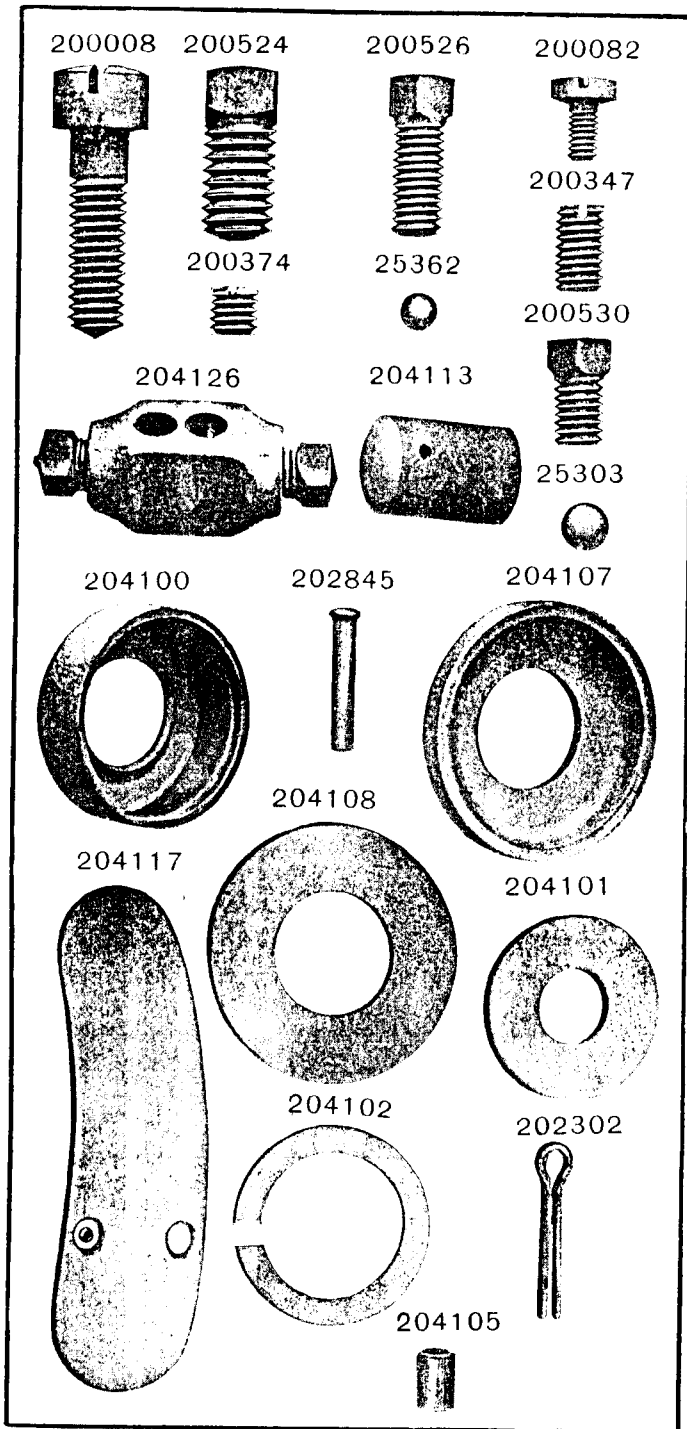


PLATE 12322-FULL SIZE

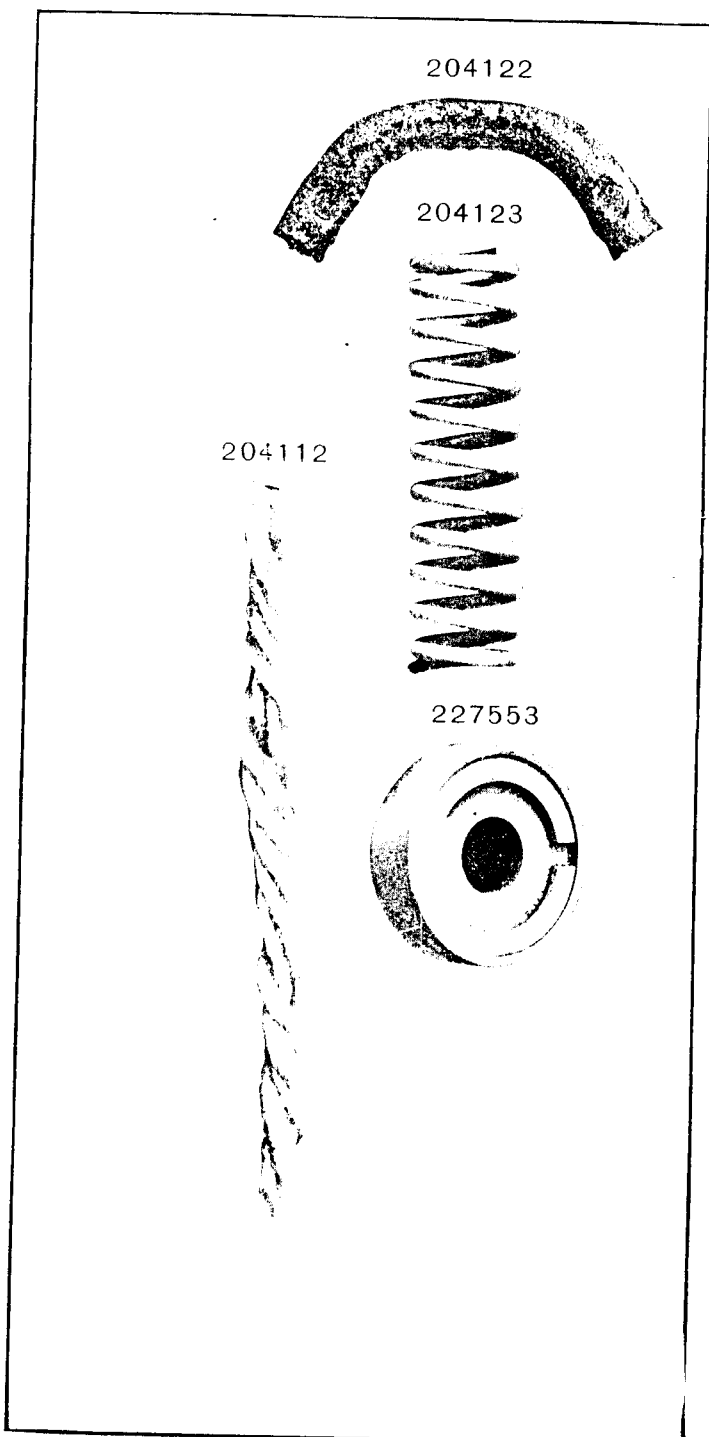


PLATE 12431 - ONE-HALF SIZE

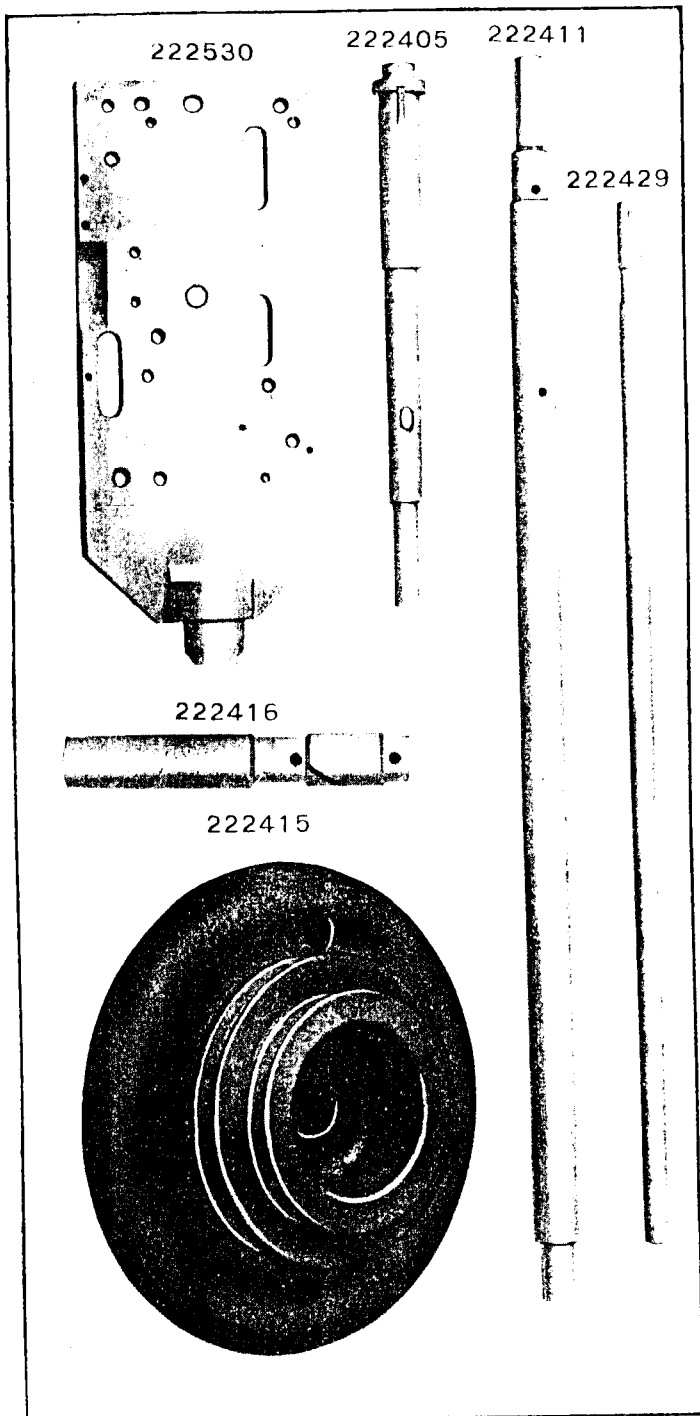


PLATE 12432 - FULL SIZE

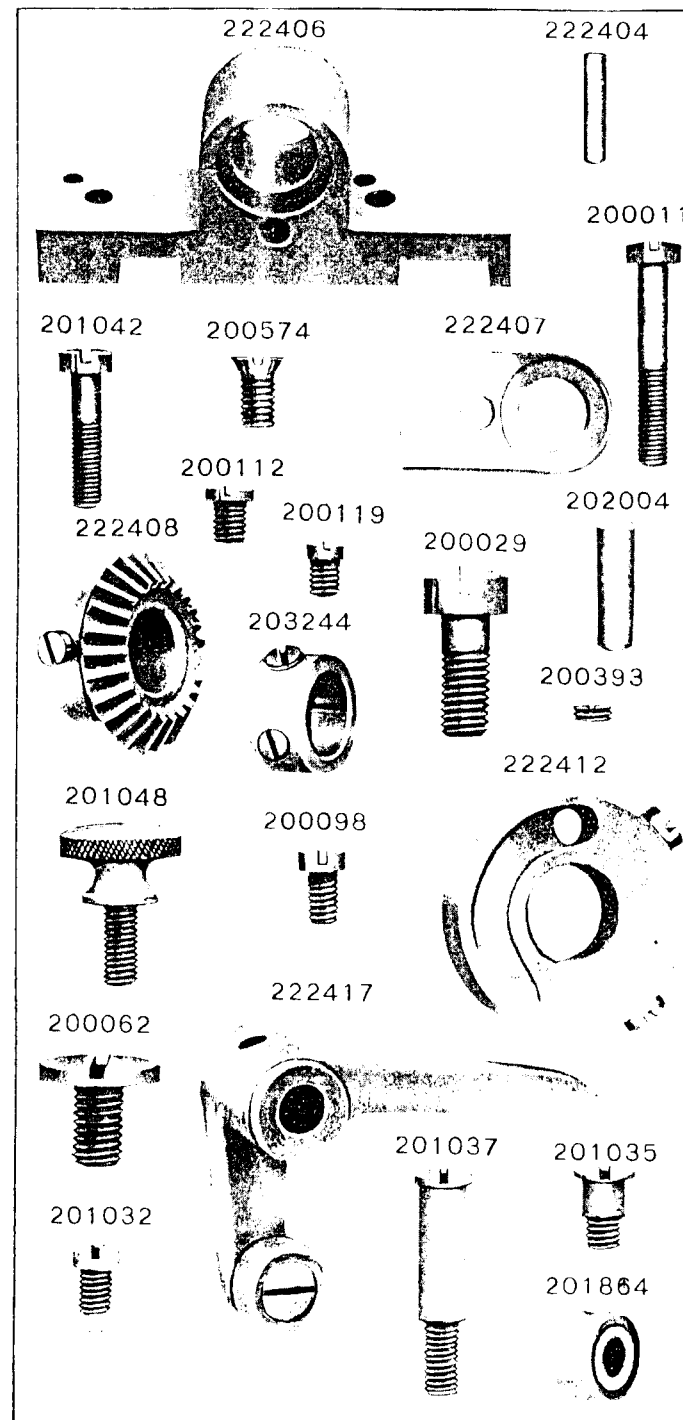


PLATE 12433 - FULL SIZE

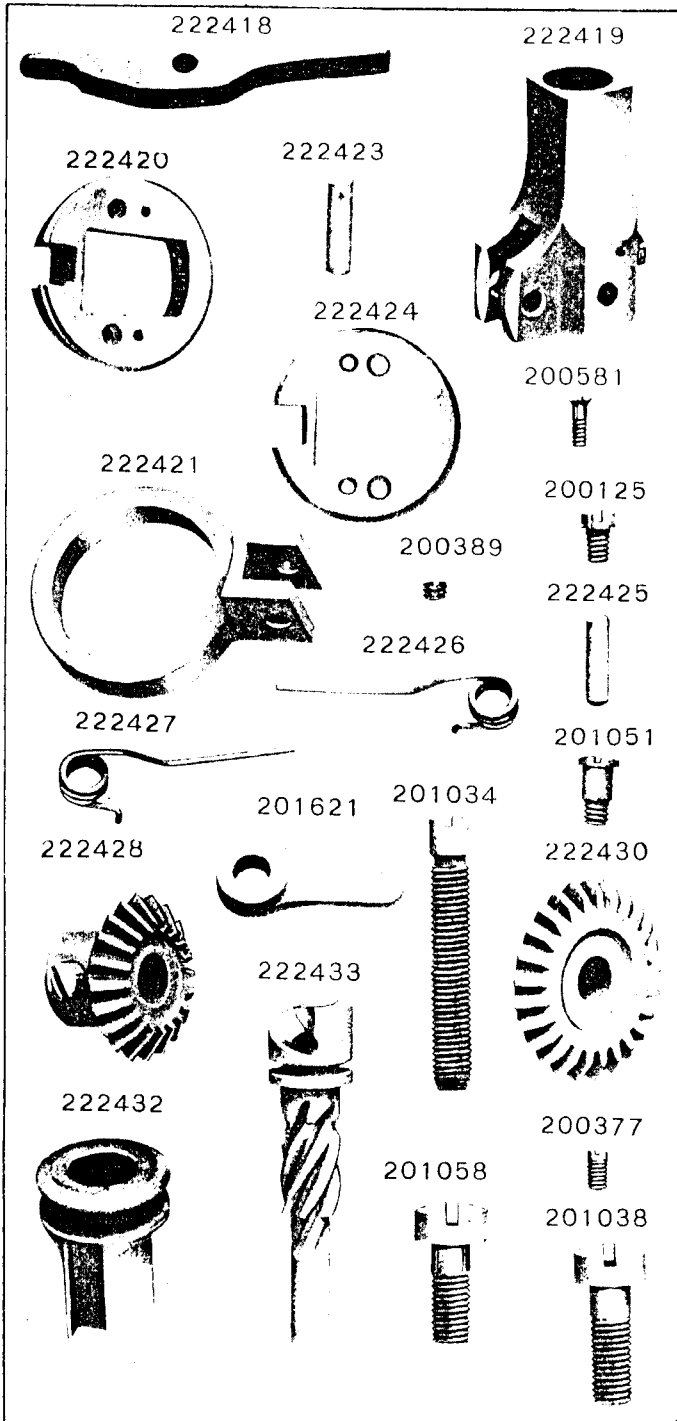


PLATE 12434 - ONE-HALF SIZE




PLATE 12435 - FULL SIZE

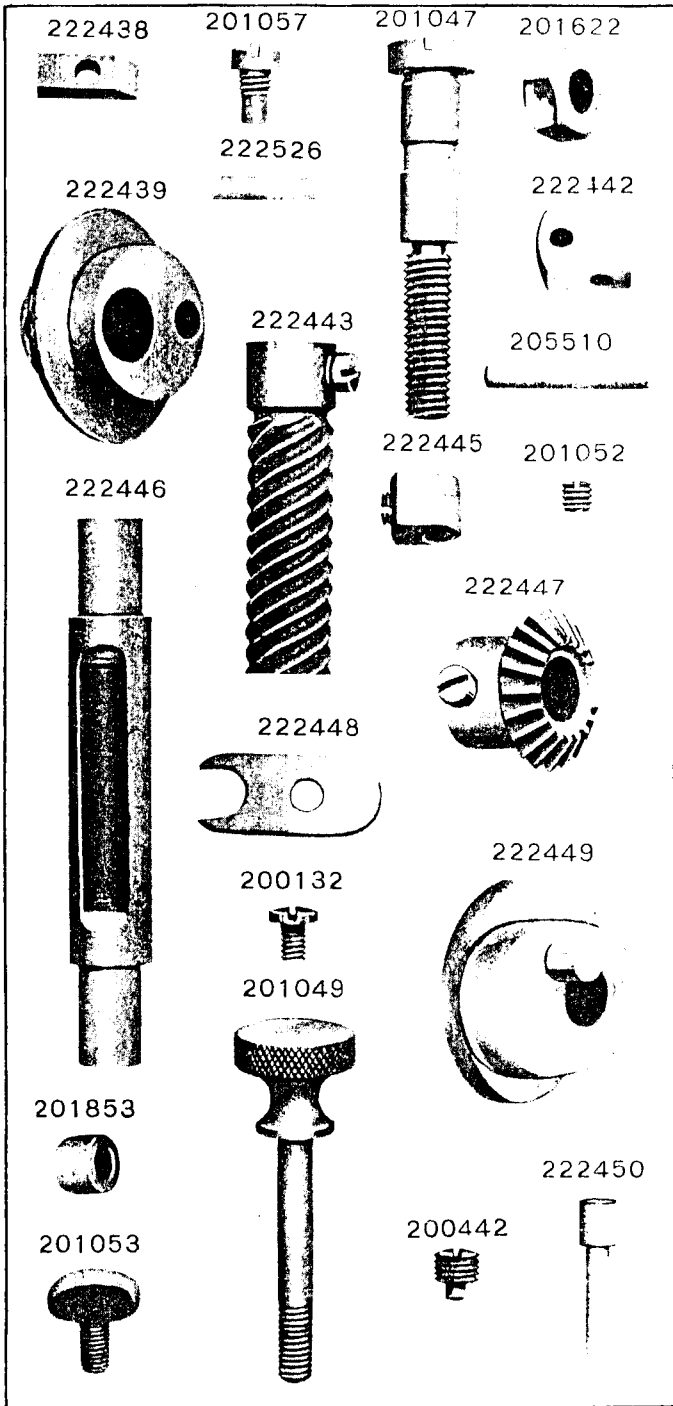


PLATE 12436 - FULL SIZE

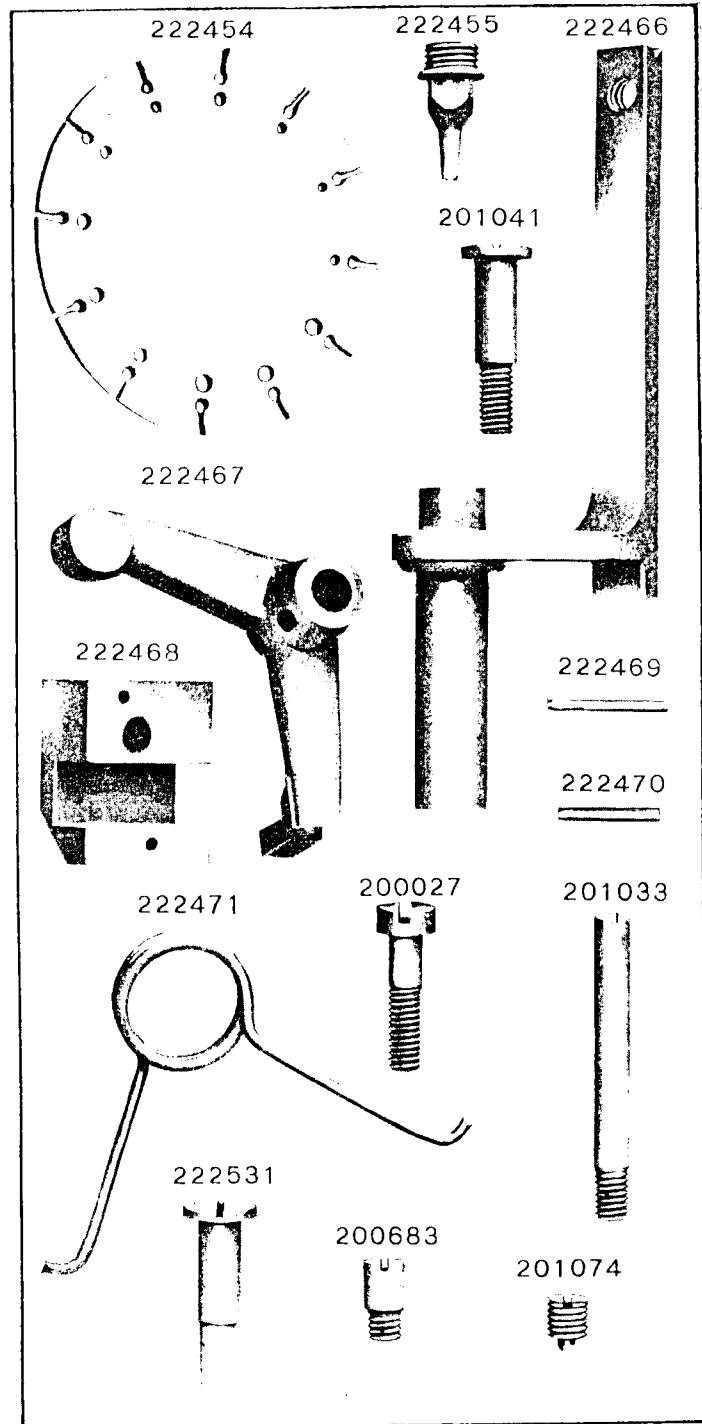


PLATE 12437--ONE-HALF SIZE .

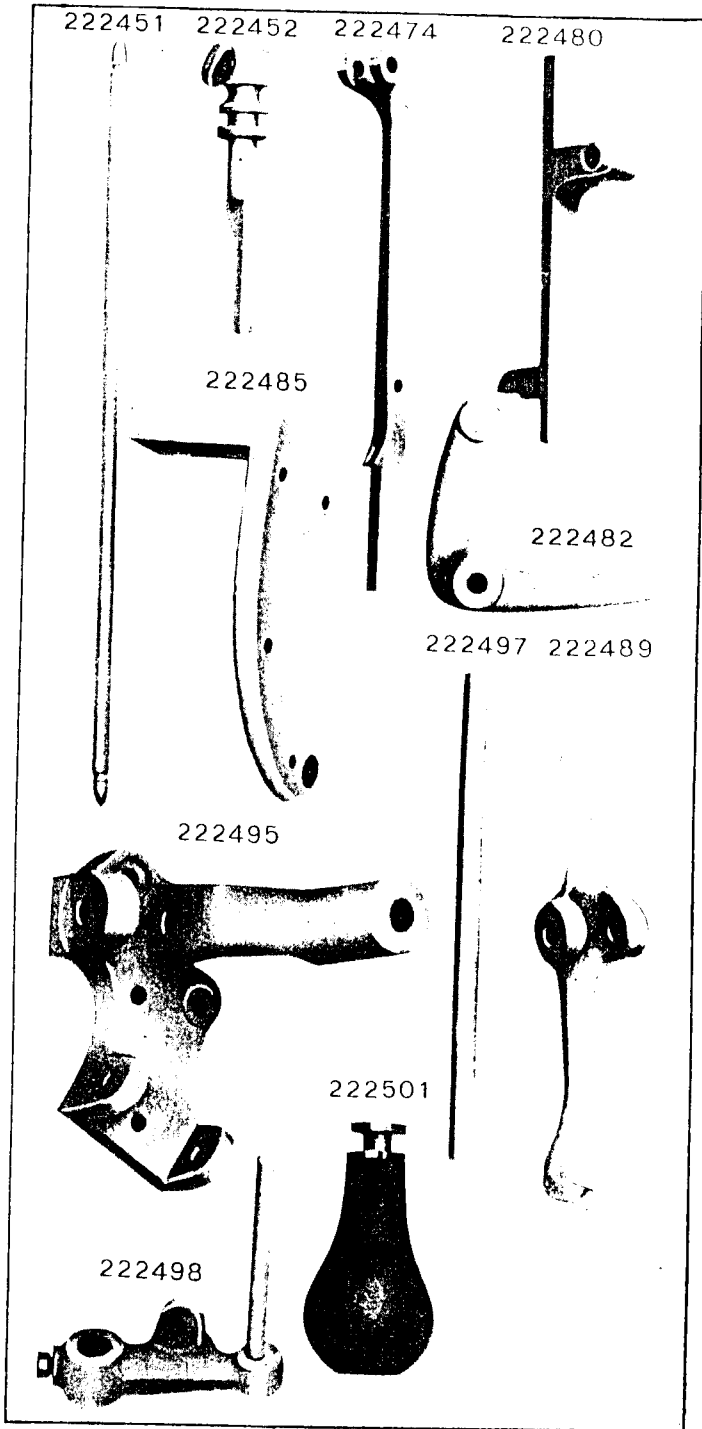


PLATE 12438--FULL SIZE




PLATE 12439-FULL SIZE

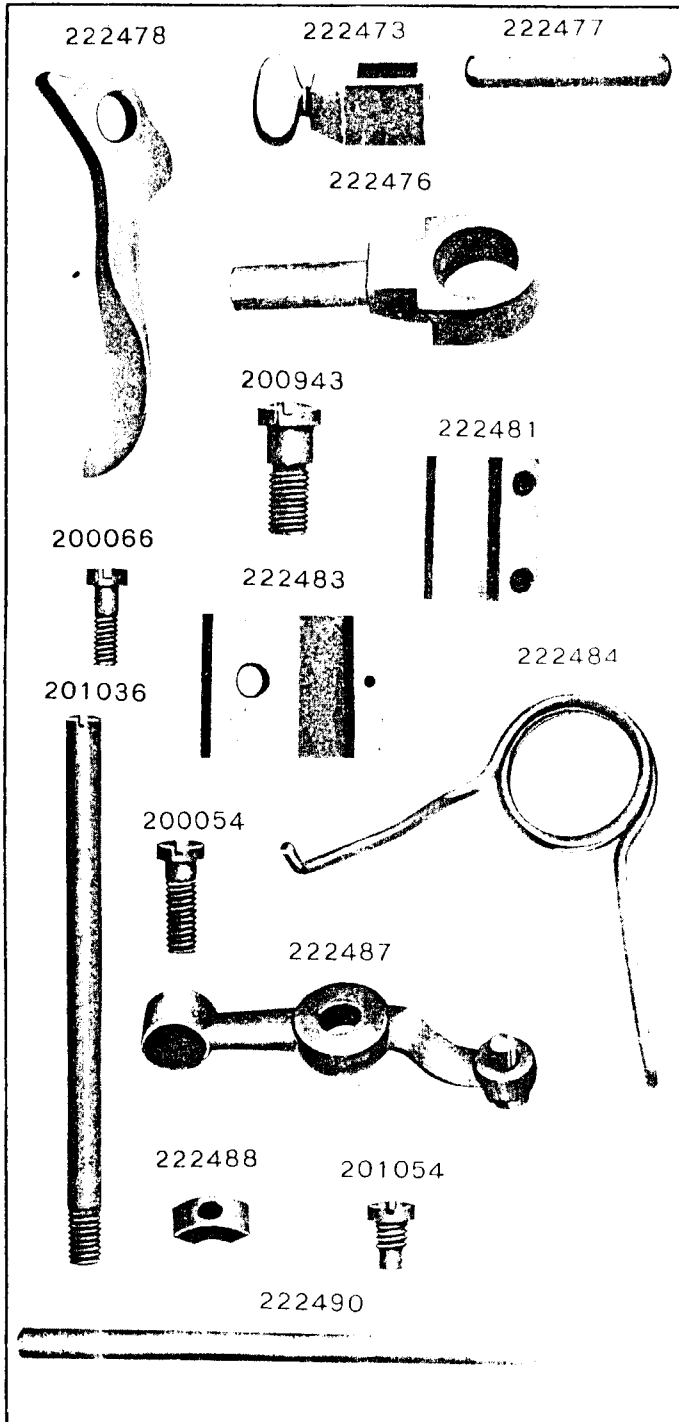


PLATE 12440-FULL SIZE

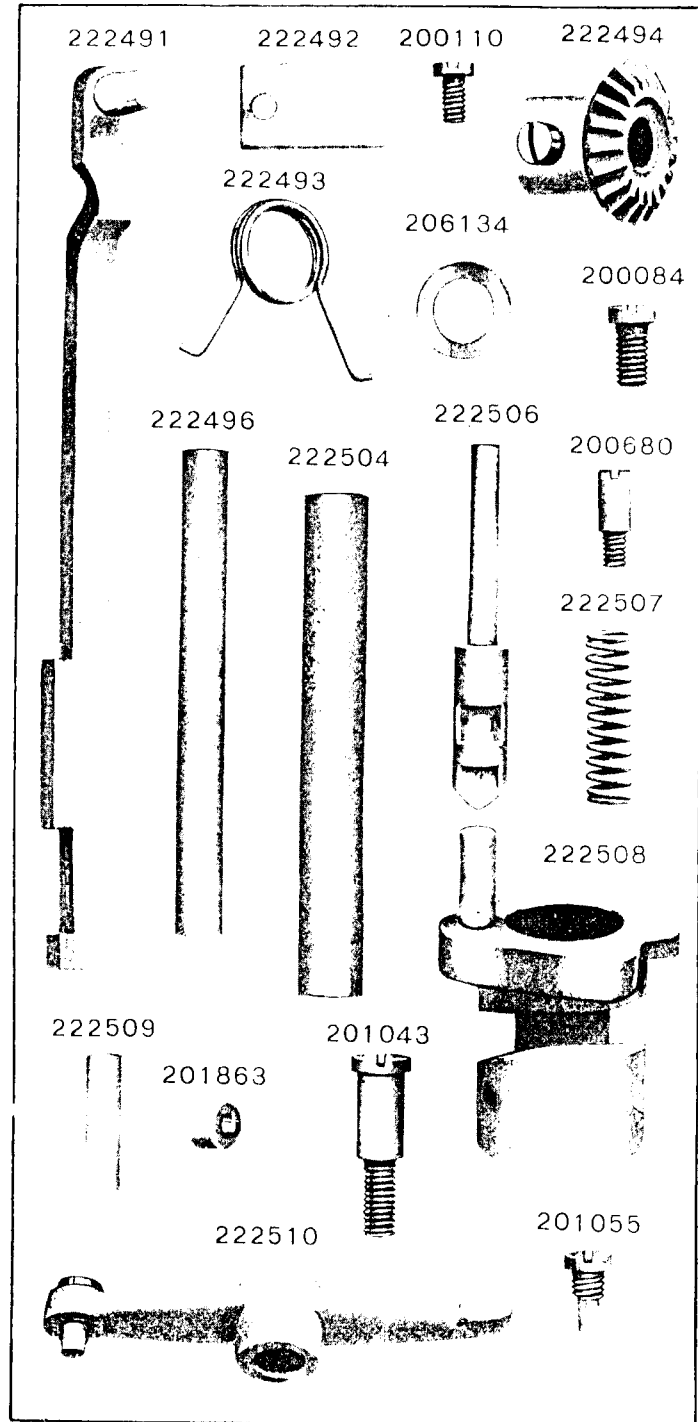




PLATE 12441 - FULL SIZE

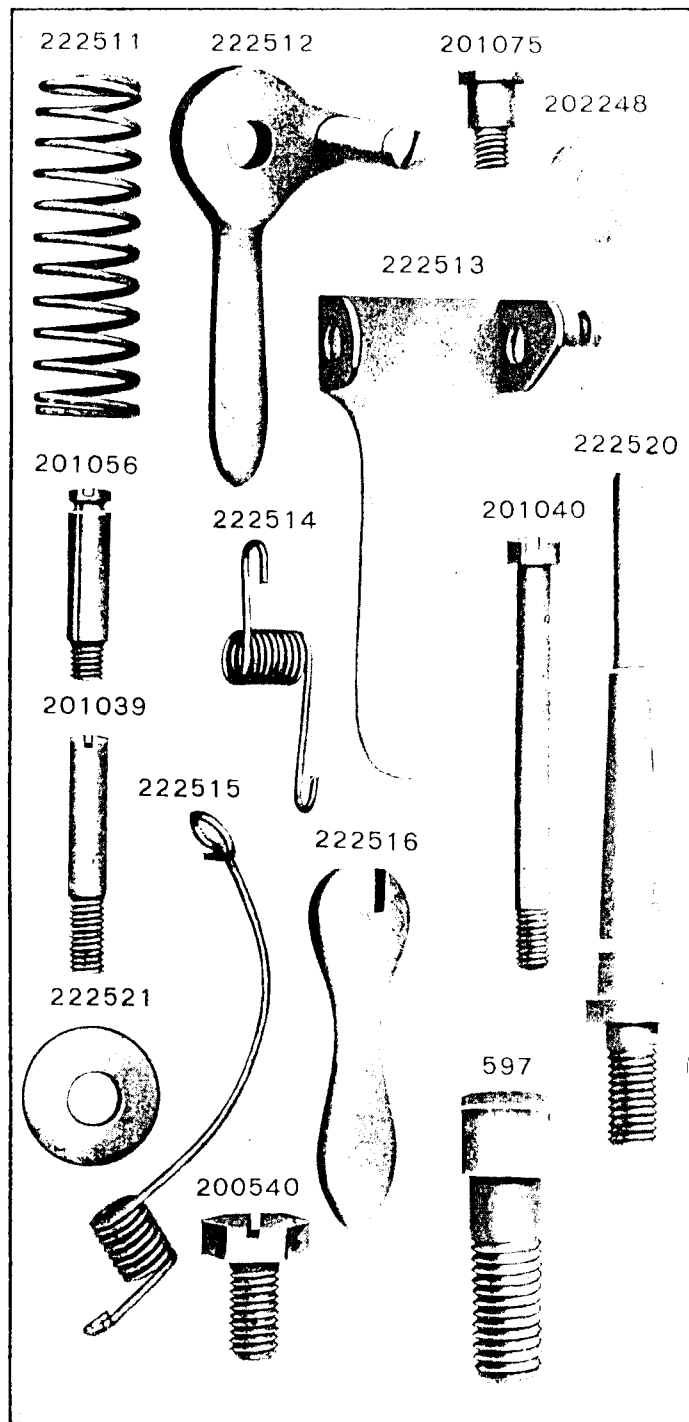


PLATE 12442 - ONE-HALF SIZE

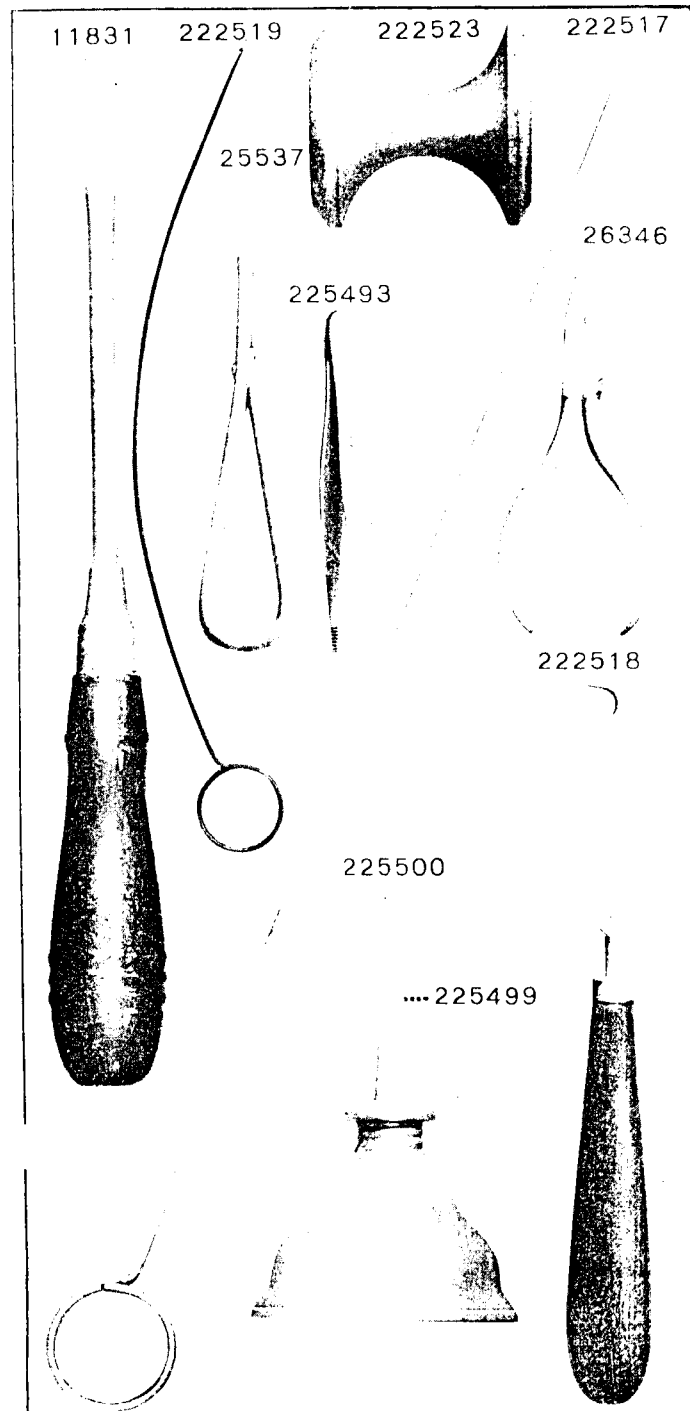


PLATE 12443 -FULL SIZE




PLATE 12444 - ONE-NINTH SIZE

