

SINGER
154W101

Form 2749w

(142)

Printed in U. S. A.

LIST
OF
PARTS



MACHINE No. 154w101

THE SINGER MANUFACTURING COMPANY

INDEX

Accessories	13
Bobbin Winder	13
Foot Lifter	14
Machine No.154w101	5
Miscellaneous Parts	15
Numerical List of Parts	17
Thread Unwinder	14

Copyright, U. S. A., 1939, 1940 and 1942
by The Singer Manufacturing Co.
All Rights Reserved for all Countries

INSTRUCTIONS FOR ORDERING

In ordering from this list, use ONLY the PART number in the FIRST column.

The number stamped on a Sewing Machine Part is the number of the Single Part only, except when the part includes Set Screws, Clamping Screws, Studs and Rollers Spun on, Small Wires riveted, or Parts soldered together, etc., which it is necessary to furnish in combination.

Every combination of parts sent out has its specific number which, although not stamped on Parts (except in above case), must be used when ordering the combination.

Each number always indicates the SAME PART in whatever list it appears, or for whatever Machine.

The letters after some of the numbers indicate the style of finish only, as follows:

- A. Hardened, Polished, Nickel Plated and Buffed.
- B. Polished, Nickel Plated and Buffed.
- C. Hardened only.
- D. Polished only.
- E. Soft, not polished.
- F. Hardened and Polished.
- H. Blued.
- J. Nickel Plated only.
- R. Merlized.
- X. Black Oxide.
- XC. Hardened and Black Oxide.
- Y. Black Nickel only.

These letters MUST BE USED when they appear in the list and AFTER the number, as in the list.

In this series:

200001 to 201500 and 350001 to 351500 are Screw Numbers.
 201501 to 201800 and 351501 to 351800 are Nut Numbers.
 201801 to 202000 and 351801 to 352000 are Roller Numbers.
 202001 to 350000 are Numbers of Machine Parts.


The figures in the second column refer only to the plate in which the illustration of the part is shown and are NOT TO BE USED in ordering.

Two or more numbers over a cut indicate that the difference between such parts is not visible in an illustration.

Parts marked with an asterisk (*) are furnished when repairs are made at the factory.

LIST OF PARTS COMPLETE

FOR



MACHINE No. 154 w 101

HIGH SPEED. TWO NEEDLE. CYLINDER BED.
 COMPOUND FEED.

For Setting Sleeves in Rain Coats and Similar Work.

Made in Gauges from 1/8 to 1/2 inch.

Four Motion Feed.

No.	Plate	Name
*240669	-----	Arm with 202135
224002	16963	" Cap
200279H	16963	" " Screw
20224E	16963	" " " Washer
204225	16915	" Position Pin (2)
200004E	16915	" Screw (3)
202005	16915	" " Washer (3)
240670	16963	" Shaft with 224392 and 350431E
222607	16963	" " Bushing (back) with 202260
202260	16963	" " " " Oil Packing (wick)
200278C	16963	" " " " Set Screw
207080	16963	" " " (front) with 202244
202244	16963	" " " " Oil Packing (wick)
200502B	16963	Arm Shaft Bushing (front) Oil Packing Thumb Screw

PARTS FOR MACHINE No. 154w101

No.	Plate	Name
200338C	16963	Arm Shaft Bushing (front) Set Screw
224103	16915	" " Connection Belt
224104	16915	" " " " Pulley with 200327C, 200602E and two 202253
200602E	16915	Arm Shaft Connection Belt Pulley Position Screw
200327C	16915	Arm Shaft Connection Belt Pulley Set Screw
202253	16915	" " " " " Spring Flange
240681	16965	Arm Shaft Connection Belt Timing Plate
200164B	16965	" " " " " " Screw (2)
224392	16963	Arm Shaft Oil Packing (wick)
350431E	16963	" " " " Stop Screw
241584	16963	Balance Wheel (disc) "V" belt groove (outside diam. of belt groove 3.268 in.) with 201346C and 350107C
241561	16963	Balance Wheel (disc) (belt groove 2-3/4 in. diam.) with 200329C and 200335C
200328C	16963	Balance Wheel Position Screw
350107C	16963	" " " " "
200335C	16963	" " Set Screw
201346C	16963	" " " " "
*240732	-----	Bed (cylinder)
238202	16966	" " End Cover
213890	16966	" Base (4 in. high)
Note: Bed Base 213890 is furnished with this machine unless otherwise specified on order		
213353	16966	Bed Base (6 in. high)
233728	16966	" " (1-5/8 in. high)
203184	16966	" Clamp
200262H	16966	" " Hinge Screw
202622	16966	" " Packing Washer
200728B	16966	" " Thumb Screw
203185	16966	" " Washer
202618	16966	" Hinge
200030H	16966	" " Screw (6)
213335	16966	" Slide (back)
233643	16966	" " Clamp Plate (back)
233609	16966	" " " " (front)
200582H	16966	" " " " Screw (4)
203470	16916	Bobbin (2)
*235099	-----	" Case
203648	16916	" " Latch
*202056	-----	" " Pin
203473	16916	" " Plunger
203474	16916	" " Spring
233636	16916	" " Lever
*233640	-----	" " Eccentric
221147	16916	" " " " Position Pin
203577	16964	" " Fulcrum (left) with 203579
203576	16916	" " " " (right) with 203579

PARTS FOR MACHINE No. 154w101

No.	Plate	Name
200110D	16916	Bobbin Case Lever Fulcrum Screw
203578	16916	" " " Slide
203579	16916	" " " Stud
241674	16916	" " Oiling Felt
241675	16916	" " " Retainer
350405C	16916	" " " Screw
203214	16916	" " Tension Spring
200984C	16916	" " " Regulating Screw
200594C	16916	" " " Screw
203216	16916	" " Washer (cloth)
235100	16916	Bobbin Case complete, Nos. 200594C, 200984C, 202056, 203214, 203216, 203473, 203474, 203648, 235099, 241674, 241675 and two 350405C
239007	16964	Cylinder End Cover Rest
200110D	16964	" " " " Screw
210911	16966	Face Plate
202135	16966	" " Position Pin
200473B	16966	" " Thumb Screw
240684	16965	Feed Bar
200549C	16965	" " Hinge Screw
201531E	16965	" " " Nut
240678	16965	" " Oiling Felt
240706	16961	" Dog, 50 needle hole, for needle sizes 14 and 15, in gauges 1/8 and 5/32 in., for 240728
240707	16961	Feed Dog, 50 needle hole, for needle sizes 14 and 15, in gauges 3/16 and 7/32 in., for 240729
240709	16961	Feed Dog, 46 needle hole, for needle sizes 16 and 18, in gauges from 1/4 to 13/32 in., in steps of 1/32 in., for 240730
240710	16967	Feed Dog, 46 needle hole, for needle sizes 16 and 18, in gauges 7/16, 15/32 and 1/2 in., for 240731
200544E	16961	Feed Dog Screw
224106	16915	" Driving Connection with 200049D and 202277
350410C	16915	Feed Driving Connection Hinge Screw
201517E	16915	" " " " " Nut
202277	16915	" " " " " Oil Packing (wick)
202277	16915	Feed Driving Connection Oil Packing (wick)
200049D	16915	" " " Pinch Screw
202300	16915	" " Eccentric Regulating Bracket
224107	16915	" " " " " 202300 with 224108, two each 200256C and 201525E
224108	16915	Feed Driving Eccentric Regulating Bracket Flange with 200383C and 200437C
200437C	16915	Feed Driving Eccentric Regulating Bracket Flange Position Screw

No.	Plate	Name
200383C	16915	Feed Driving Eccentric Regulating Bracket Flange Set Screw
200256C	16915	Feed Driving Eccentric Regulating Bracket Hinge Screw
201525E	16915	Feed Driving Eccentric Regulating Bracket Hinge Screw Nut
202301	16915	Feed Driving Eccentric Regulating Bracket Plunger
202595	16915	Feed Driving Eccentric Regulating Bracket Plunger Spring
200607C	16915	Feed Driving Eccentric Regulating Bracket Plunger Spring Stop Screw
200256C	16915	Feed Driving Eccentric Regulating Bracket Stop Screw
201525E	16915	Feed Driving Eccentric Regulating Bracket Stop Screw Nut
200429C	16915	Feed Driving Eccentric Regulating Screw
200383C	16915	" " " " " "
		Check Screw
240686	16965	Feed Driving Rock Shaft
235080	16965	" " " " Bearing
235081	16965	" " " " Bracket
201520C	16965	" " " " Nut
208636	16965	" " " " Washer
235021	16965	" " " " Bushing
200362C	16965	" " " " Set Screw
240668	16965	" " " " Collar with 200113F
200113F	16965	Feed Driving Rock Shaft Collar Set Screw
240687	16965	" " " " Crank with 200050C
200050C	16965	" " " " Pinch Screw
240688	16965	" Lifting Eccentric with 200386C and 201418C
201418C	16965	Feed Lifting Eccentric Position Screw
200386C	16965	" " " " Set Screw
240689	16965	" " Fork
240690	16965	" " Gib
200103D	16965	" " " " Screw (2)
240691	16965	" " " Oiling Felt
240613	16963	" Regulating Spindle with 202443, 202619 and 240614
*240614	-----	Feed Regulating Spindle Head
202443	16963	" " " " Pin
202619	16963	" " " " Position Pin
240617	16966	Foot Lifter Lifting Lever
200262H	16966	" " " " Hinge Screw
227561	16966	" " " " Spring
200835D	16966	" " " " Screw
*203522	-----	Hook (sewing)
203523	16916	" 203522 with 203525 and two 201253F
238250	16916	Hook and Bobbin Case complete, Nos. 203523 and 235100

No.	Plate	Name
233697	16916	Hook Bevel Gear Socket, 18 teeth
203602	16964	" " " " Bushing (left)
200446C	16964	" " " " " Position Screw
200556H	16916	Hook Bevel Gear Socket Screw
240702	16965	" " Pinion with three 200386C (2)
200386C	16965	" " " " Set Screw
240733	16965	" Driving Shaft
235021	16965	" " " Bushing
200382C	16965	" " " " Set Screw
202244	16965	" " " Collar with two 200392C
200392C	16965	" " " " Set Screw
240623	16965	" " " Lock Ratchet with 200354C and 200362C
200354C	16965	Hook Driving Shaft Lock Ratchet Position Screw
200362C	16965	Hook Driving Shaft Lock Ratchet Set Screw
265044	16965	" " " " Stud
248427	16965	" " " " Cotter Pin
265045	16965	" " " " Socket
248425	16965	" " " " Spring
265046	16965	Hook Driving Shaft Lock Stud complete, Nos. 248423, 248425, 265044 and 265045
240621	16965	Hook Driving Shaft Oil Tube (brass)
203525	16916	" Gib
201253F	16916	" " Screw
240734	16964	" Saddle (left)
240735	16964	Hook Saddle (left) complete, Nos. 200446C, 200556H, 202299, 203577, 203578, 203602, 233636, 233697, 238237, 238250, 239007, 240734 and two 200110D
240736	16916	Hook Saddle (right)
240737	16916	Hook Saddle (right) complete, Nos. 200110D, 200556H, 202299, 203576, 203578, 233636, 233697, 238237, 238250 and 240736
202299	16916	Hook Saddle Oil Packing (wick)
200541E	16916	" " Screw (3)
350259E	16964	" " " (long)
225837	16916	" " " Washer (4)
238237	16916	" Washer with 233640 and three 221147
223686	16957	Needle Bar
238251	16957	" " Connecting Link
264718	16957	" " " " Oil Guard
201183D	16957	" " " " " Screw
202233	16957	" " " " Stud with 202254
202254	16957	" " " " " Oil Packing (wick)
200374C	16957	Needle Bar Connecting Link Stud Set Screw
200387C	16957	" " " " " " "
264714	16957	" " " " Stud with 200072C and 202277

No.	Plate	Name
202277	16957	Needle Bar Connecting Stud Oil Packing (wick)
200072C	16957	Needle Bar Connecting Stud Pinch Screw
202692	16957	" " Crank with 200335C, 200374C, 200383C, 200428C and 202333
223877	16957	Needle Bar Crank 202692 with 202399, 202400, 223881, 238251 and 264714
203172	16957	Needle Bar Crank Friction Washer
200428C	16957	" " " Position Screw
200335C	16957	" " " Set Screw
237339	16957	" " Rock Frame
210910	16957	" " " Hinge Stud with 202277
202277	16957	Needle Bar Rock Frame Hinge Stud Oil Packing (wick)
200347C	16957	Needle Bar Rock Frame Hinge Stud Set Screw
202666	16957	" " " " Position Bracket
200098F	16957	" " " " " Screw
223690	16918	" " " " Rock Shaft
223691	16918	" " " " " " 223690 with 200387C and 210920
264112	16918	Needle Bar Rock Frame Rock Shaft Crank with 200029E
240624	16915	Needle Bar Rock Frame Rock Shaft Crank Connection with 202277
200833C	16915	Needle Bar Rock Frame Rock Shaft Crank Connection Hinge Screw
201522E	16915	Needle Bar Rock Frame Rock Shaft Crank Connection Hinge Screw Nut
202277	16915	Needle Bar Rock Frame Rock Shaft Crank Connection Oil Packing (wick)
200029E	16918	Needle Bar Rock Frame Rock Shaft Crank Pinch Screw
202668	16918	Needle Bar Rock Frame Slide Block
210920	16918	" " " " " " 202668 with 201141C
201141C	16918	Needle Bar Rock Frame Slide Block Screw Stud
200387C	16918	Needle Bar Rock Frame Slide Block Screw Stud Set Screw
223878	16957	Needle Holder, in gauges from 1/8 to 15/32 in., in steps of 1/32 in., with 201030F and two 200141F
223863	16957	Needle Holder, in 1/2 in. gauge, with 201030F and two 200141F
201030F	16957	Needle Holder Screw
200141F	16957	" Set Screw
208566	16958	Presser Bar with 200074F
207072	16958	" " Bushing (2)
200352C	16958	" " " Set Screw (2)
202671	16958	" " Lifter

No.	Plate	Name
200653C	16958	Presser Bar Lifter Hinge Screw
207963	16958	" " Lifting Releasing Lever Bracket
200975F	16958	Presser Bar Lifting Releasing Lever Bracket Guide Screw
206608	16958	Presser Bar Lifting Releasing Lever Bracket Spring
202337	16958	Presser Bar Position Guide
202338	16958	" " " " Lever with 200086F
200086F	16958	Presser Bar Position Guide Lever Pinch Screw
200352C	16958	Presser Bar Position Guide Set Screw
207965	16966	" " Spring (flat)
210949	16958	" " " Bracket with 200086C
200086C	16958	" " " " Pinch Screw
350346C	16966	" " " Regulating Screw
200948F	16966	" " " Support Screw
230795	16958	" Foot Hinge Pin
240718	16958	" " Plate, for 240719
240720	16967	" " " " 240721
240722	16967	" " " " 240723
200074F	16958	" " Screw
223309	16958	" " Shank
240719	16958	Presser Foot (hinged) complete, 40 needle hole, in gauges 1/4, 9/32 and 5/16 in., Nos. 223309, 230795 and 240718
240721	16967	Presser Foot (hinged) complete, 40 needle hole, in gauges 5/32, 3/16 and 7/32 in., Nos. 223309, 230795 and 240720
240723	16967	Presser Foot (hinged) complete, 40 needle hole, in gauges 15/32 and 1/2 in., Nos. 223309, 230795 and 240722
265032	16965	Safety Clutch Hook Driving Shaft Position Collar with two 201254C
201254C	16965	Safety Clutch Hook Driving Shaft Position Collar Set Screw
265101	16965	Safety Clutch Locking Lever
265050	16965	" " " " Connecting Link
350433C	16965	" " " " Hinge Screw
265102	16965	" " " " Spring
350436C	16965	" " " " " Screw
240636	16965	" " Pulley with 202253
202253	16965	" " Spring Flange
265057	16965	" " Throw-in Latch
265052	16965	" " " " Pin
265051	16965	" " " " Spring
240637	16965	Safety Clutch complete, Nos. 240636, 265032, 265050 to 265052, 265057, 265101, 265102, 350433C and 350436C
223881	16957	Take-up Lever
202399	16957	" " Driving Stud with 202277

No.	Plate	Name
202277	16957	Take-up Lever Driving Stud Oil Packing (wick)
202400	16957	Take-up Lever Hinge Stud with 202423
202423	16957	" " " " Oil Packing (wick)
200383C	16957	Take-up Lever Hinge Stud Set Screw
202401	16958	" " Oiling Felt
200132E	16958	" " " " Screw
22370C	16959	Tension Bracket with two each 201224B and 236060
200159F	16959	Tension Bracket Screw
223705	16959	Tension Bracket complete, Nos. 200978H, 201199F, 223702, 223703, 223706, 237174 two each 13710, 200309E, 204271, 223704, three 201572B and four 244048
244048	16959	Tension Disc
236060	16959	" " Position Pin
223703	16959	" Release Lever
235072	16959	" " " Rod
200309E	16959	" " " Screw
223704	16959	" " Plunger
204271	16959	" " Washer
13710	16959	" Spring
201224B	16959	" Stud
201572B	16959	" Thumb Nut
223706	16959	Thread Controller Disc
200978H	16959	" " " Screw
237174	16959	" " Spring
240627	16959	" " " Stop
200132E	16959	" " " Screw
201199F	16959	" " Stud with 204925
200061C	16959	" " Set Screw
201572B	16959	" " Thumb Nut
204925	16959	" " Washer
224028	16963	" Guide
224040	16959	" " "
210954	16959	" " (lower)
210955	16959	" " (upper)
200582H	16959	" " Screw (4)
240034	16959	" Retainer (2)
200355H	16959	" " Set Screw (2)
240728	16961	Throat Plate, for 240706, in gauges 1/8 and 5/32 inch
240729	16961	Throat Plate, for 240707, in gauges 3/16 and 7/32 inch
240730	16961	Throat Plate, for 240709, in gauges from 1/4 to 13/32 in., in steps of 1/32 inch
240731	16967	Throat Plate, for 240710, in gauges 7/16, 15/32 and 1/2 in.
200577XC	16961	Throat Plate Screw (2)

ACCESSORIES

No.	Plate	Name
203470	16916	Bobbin (10)
*225482	-----	" Case Screw Driver Blade
*225483	-----	" " " " Handle
225497	17010	Bobbin Case Screw Driver complete, Nos. 225482 and 225483
135 x 7	-----	Needles, twelve, size 18
204033	17010	Wrench
227104	16962	Drip Pan (cast iron, square) with one wood screw 1-1/2 in. No. 14, R.H.B.
51078	17010	Machine Bolt (4)
6055	17010	" " Washer (4)
41401	17010	" Rest Pin (wood)
120342	17010	Oiler (copper plated) with 120343
120343	17010	" Spout (3-1/2 in. long)
225498	17010	Screw Driver (7-1/4 in. long)
225554	17010	Wrench (steel)

BOBBIN WINDER

(SWINGING AUTOMATIC, RIGHT HAND)

259428	16615	Brake (leather)
259429	16615	" Clamp
200113F	16615	" " Screw
225453	16615	Frame with 202277 and 225438
225454	16615	" Hinge Pin
202277	16615	" Oil Packing (wick)
225438	16615	" " Well Cap
225455	16615	" Spring
225456	16615	" " Plunger
225268	16615	Pulley with 200280C
200380C	16615	" Set Screw
225381	16615	Spindle
225444	16615	Stop Latch
200056E	16615	" " Screw
225458	16615	" " Thumb Lever
225459	16615	" " " " Hinge Stud
225459	16615	" " " " Joint Stud
202478	16615	" " Trip Lever
200299H	16615	" " " " Hinge Screw
225461	16615	Tension Bracket with 201499B
200082D	16615	" " Screw
228026	16615	" " " Washer
2102	16615	" Disc

BOBBIN WINDER

No.	Plate	Name
13710	16615	Tension Spring
201499B	16615	" Stud
201572B	16615	" " Thumb Nut
225462	16615	Bobbin Winder Tension Bracket complete, Nos.13710,201572B,225461 and two 2102
259430	16615	Bobbin Winder and Tension Bracket Base
259431	16615	Universal Bobbin Winder complete, Nos. 200056E,200082D,200113F,200299H,202478, 225368,225381,225444,225453 to 225456, 225458,225462,228026,259428 to 259430, two each 225459 and wood screws 3/4 in. No.12,R.H.B.

FOOT LIFTER

227952	16962	Lifter Lever with 227954
227678	16962	" " Chain (48 in.long) with 202784
227954	16962	Lifter Lever Chain Hook (lower)
202784	16962	" " " " (upper)
225016	16962	" " Hinge Pin
227953	16962	" " Stand with two wood screws 1 in.,No.12
227955	16962	Foot Lifter Lever complete, Nos.225016, 227678,227952 and 227953

(Other Foot Lifter parts are listed with parts of machine head)

THREAD UNWINDER

225259	16257	Spool Rest (for one spool)(flat) with 201018C
225257	16257	Spool Rest (for two spools)(flat) with 201018C
150203	16257	Spool Rest Cushion (felt)
225388	16257	" " Rod
200383C	16257	" " " Set Screw
201018C	16257	" " Set Screw
202490	16257	" Stand with 200383C
225391	16257	Thread Guide
201696J	16257	" " Lock Nut
225326	16257	" " Position Cup
225324	16257	" " Rod with 208AL and 225322
208AL	16257	" " " Screw

THREAD UNWINDER

No.	Plate	Name
225322	16257	Thread Guide Rod Washer
259143	16257	Thread Unwinder (for three spools) com- plete, Nos.201696J,202490,225257,225259, 225324,225326,225388,three each 150203, 225391 and wood screws 7/8 in.,No.12

MISCELLANEOUS PARTS

(Used in Conjunction with Thread Unwinder)

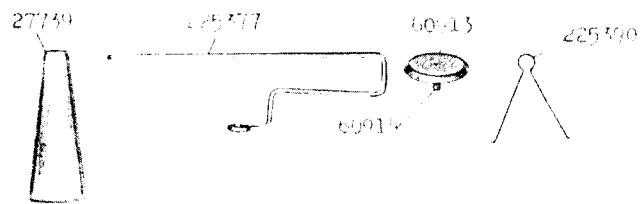
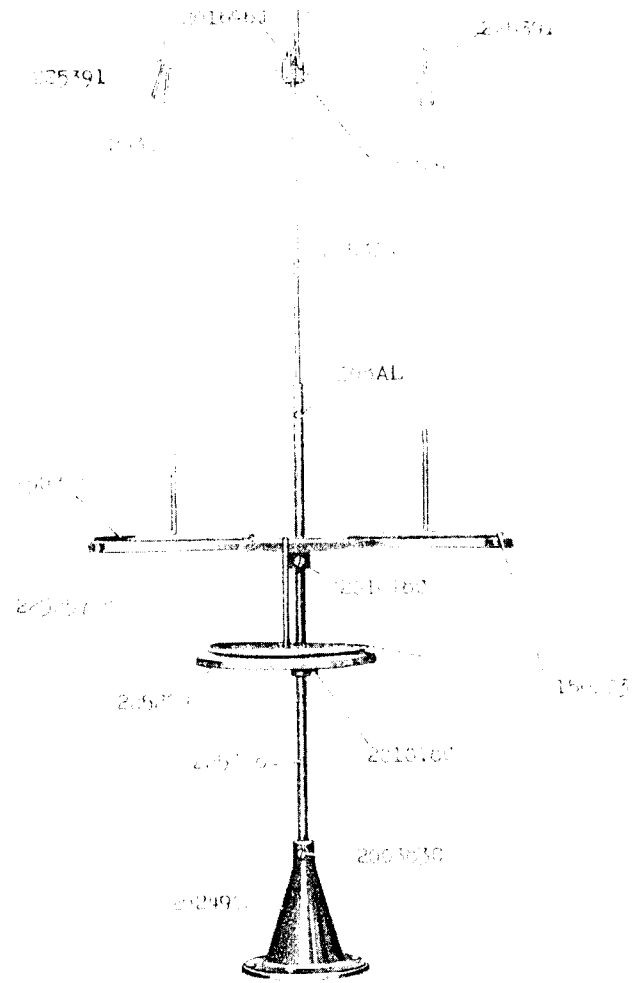
60913	16257	Spool Weight with 60914
60914	16257	" " Center Pin
225377	16257	" Wire (for small spools)
27739	16257	Thread Cone (wood)
225390	16257	" " Holder

Genuine Singer Needles should be used
in Singer Machines.
These Needles and their Containers
are marked with the
Company's Trade Mark "SIMANCO." 1

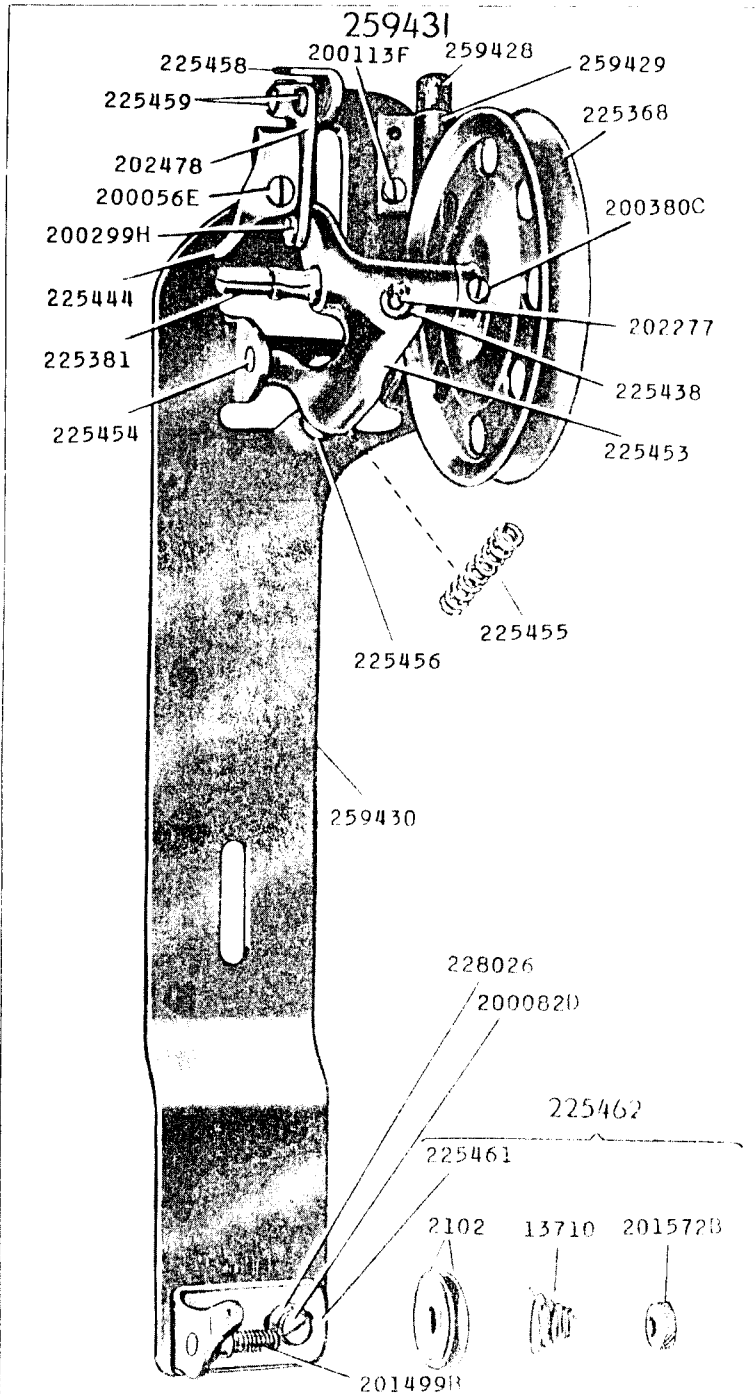
Needles in Containers marked
"For Singer Machines"
are not Singer made needles. 2

16257 - 1/6

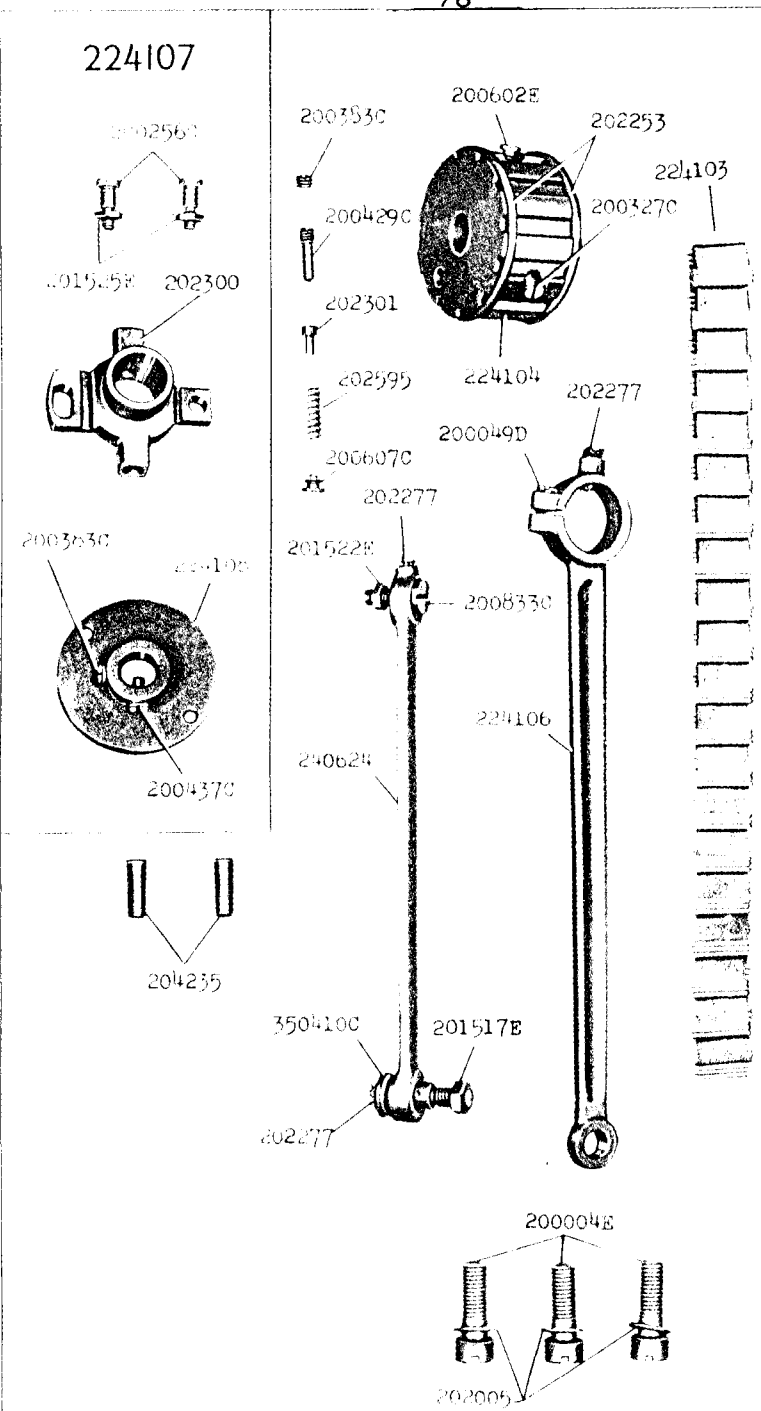
259143



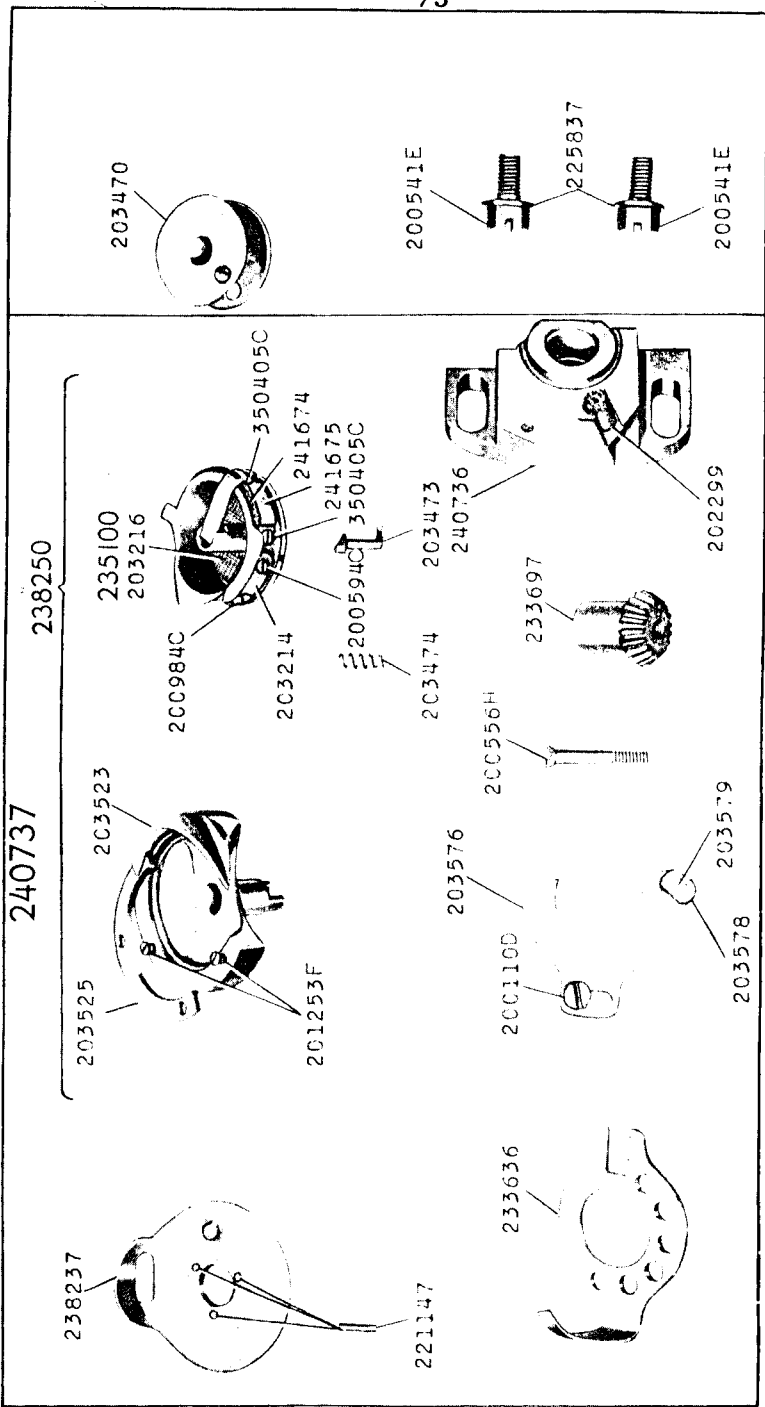
16615 - 1/2



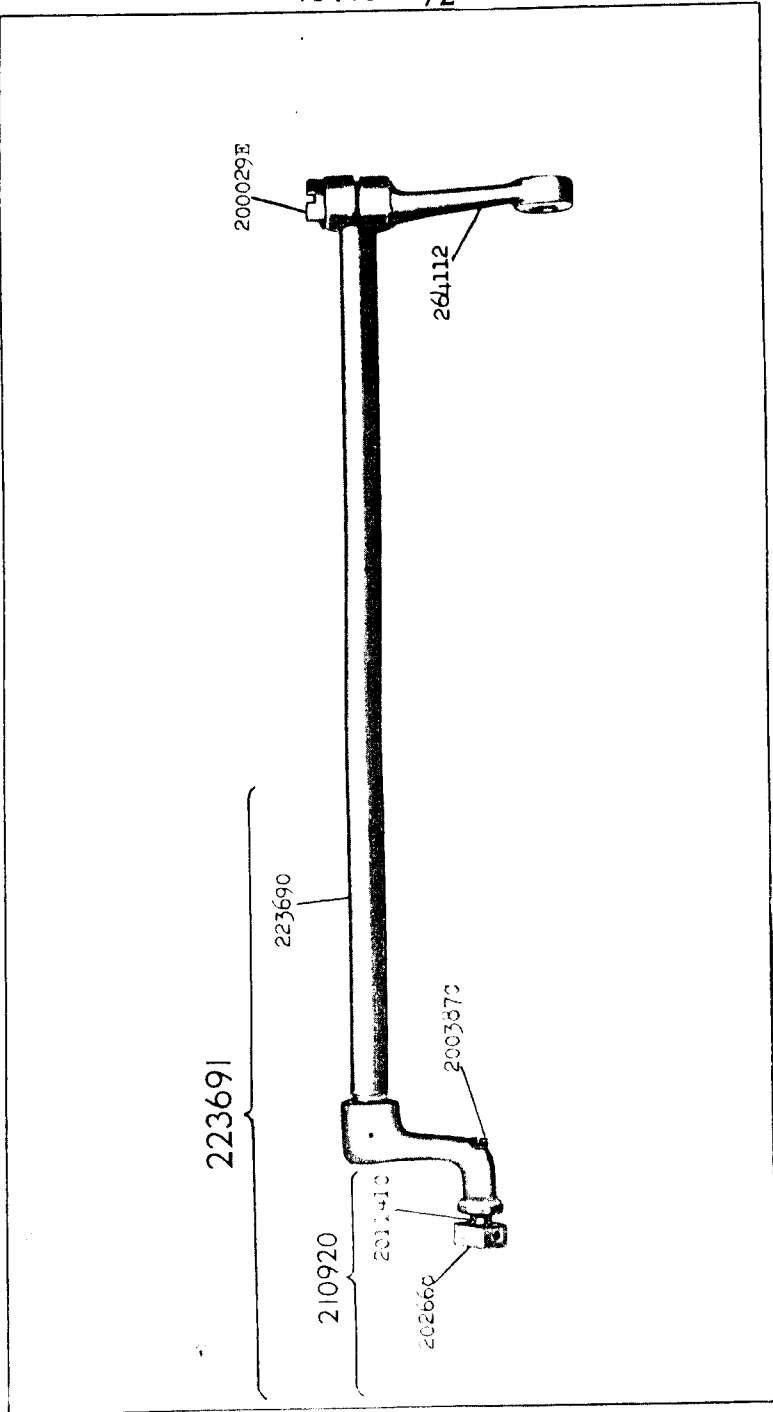
16915 - 3/8



16916 - 2/3

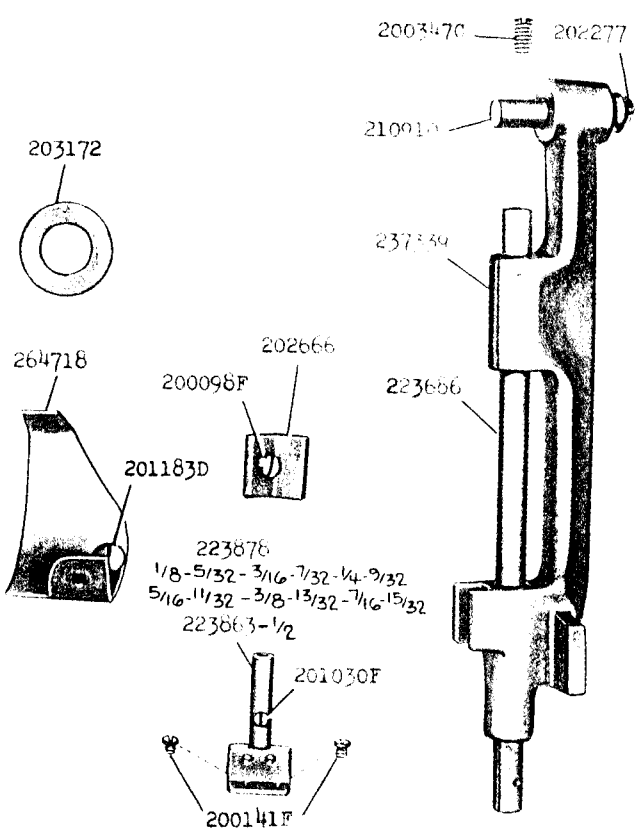
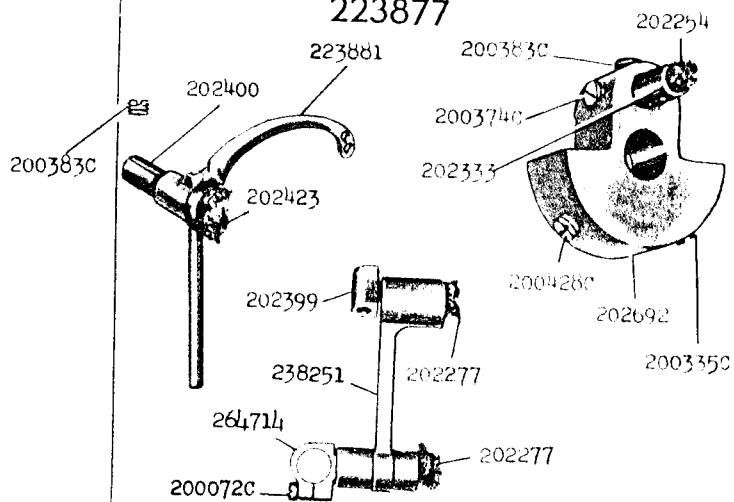


16918 - 1/2

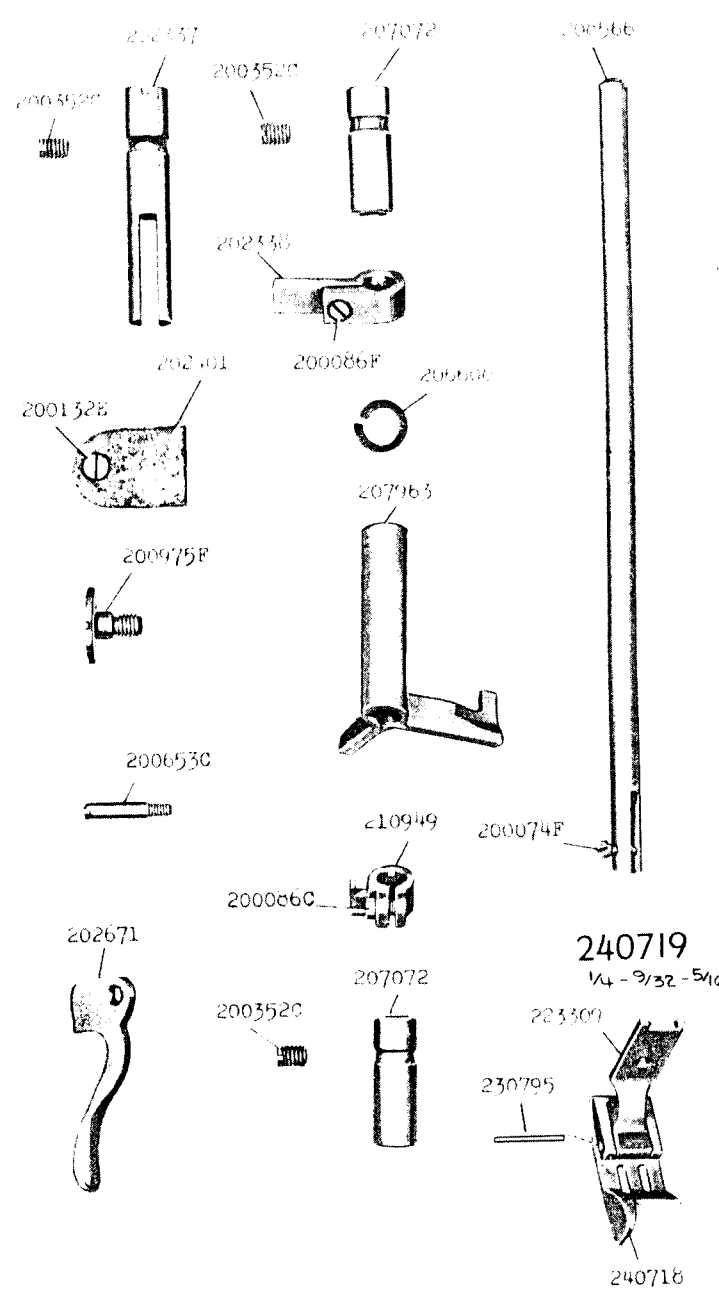


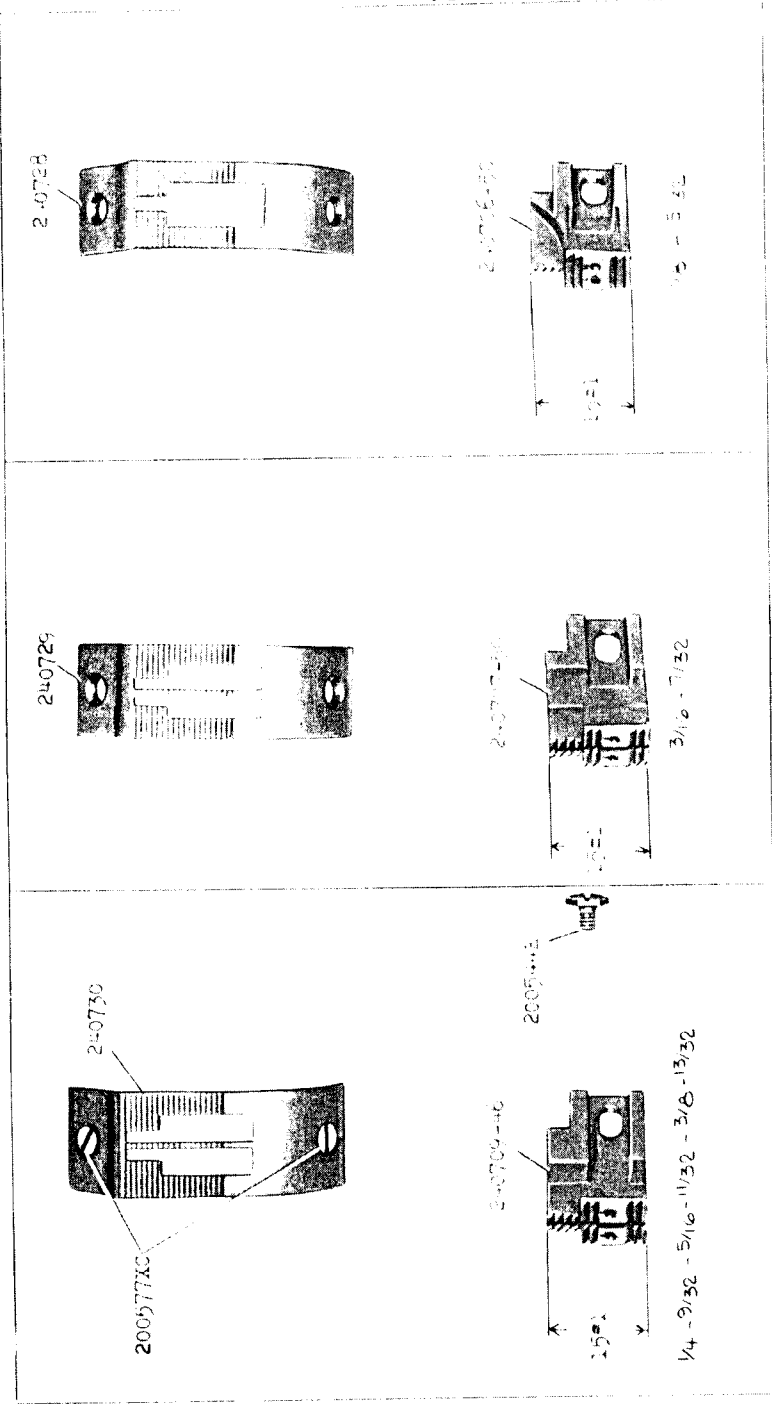
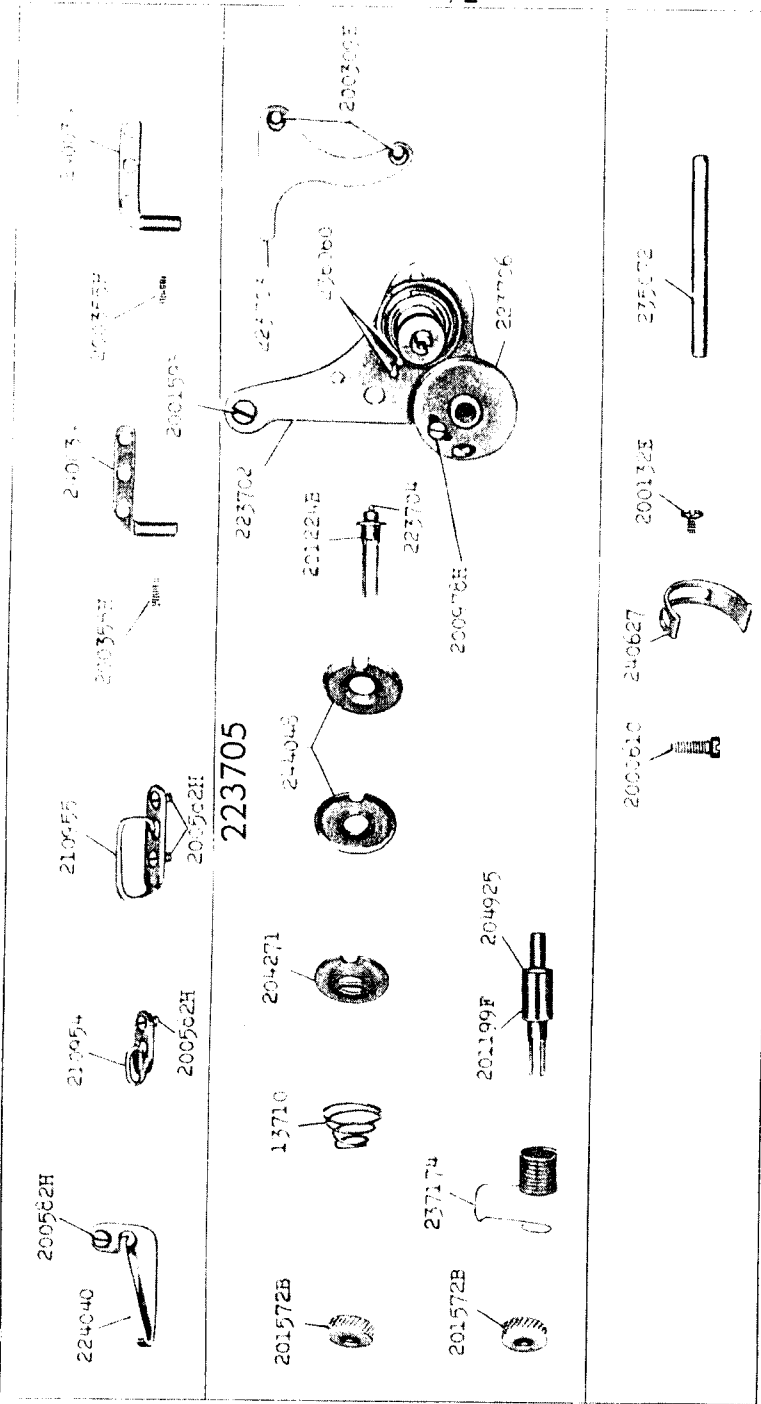
16957 - 1/2

223877




16958 - 1/2



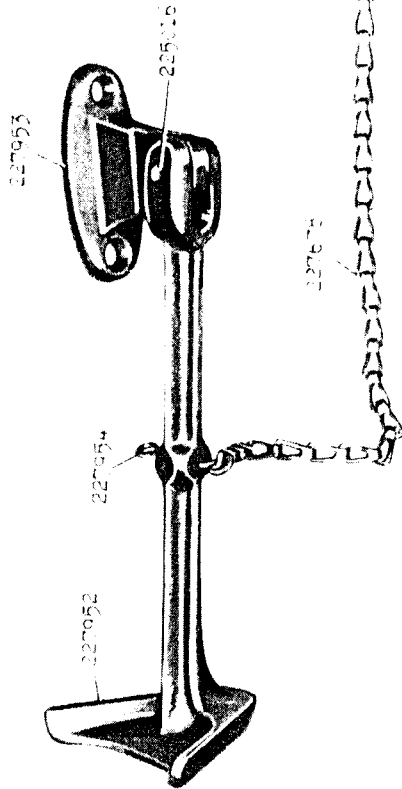


16962 - 1/3


227104



227955




227674




16963 - 3/8

241584



201346C

241561

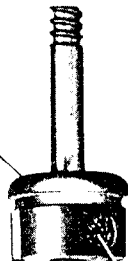


200328C

200335C


200338C

223607



202260

224028



224002



202248

200278H

202443



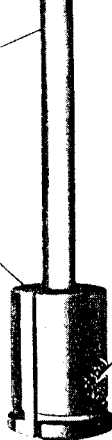
202619

240613



240670

207080



202244

200502B



200338C



350431E

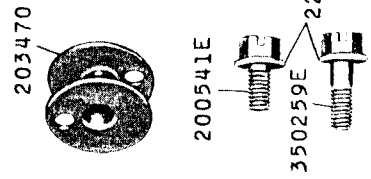
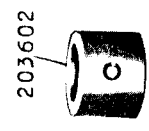
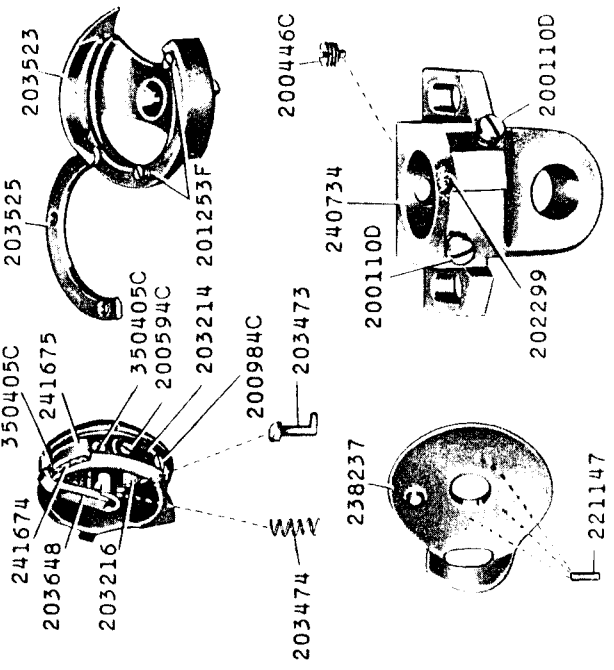


224392

240735

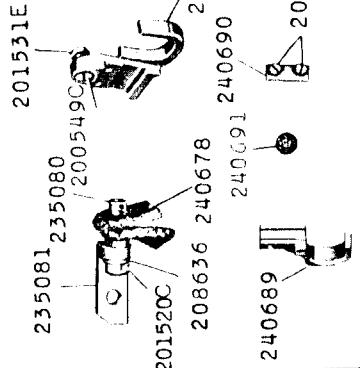
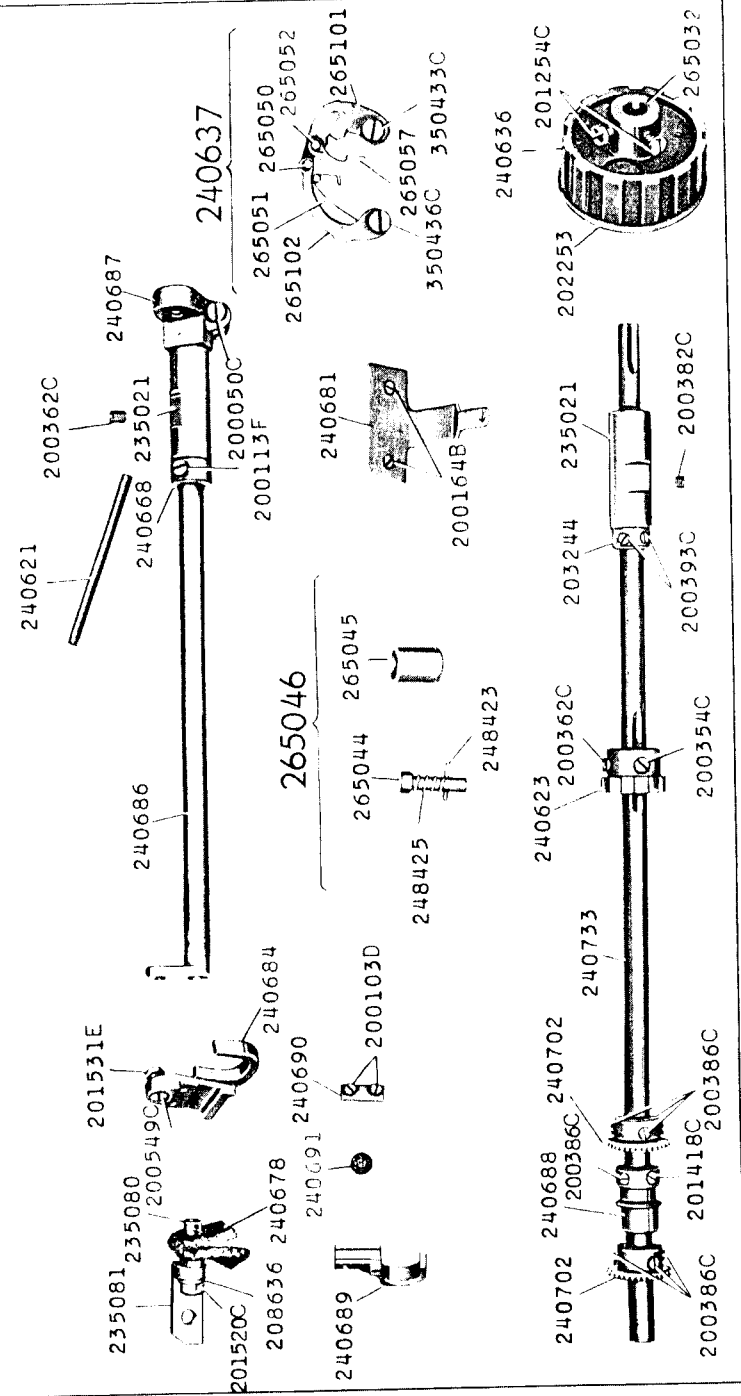
238250

235100

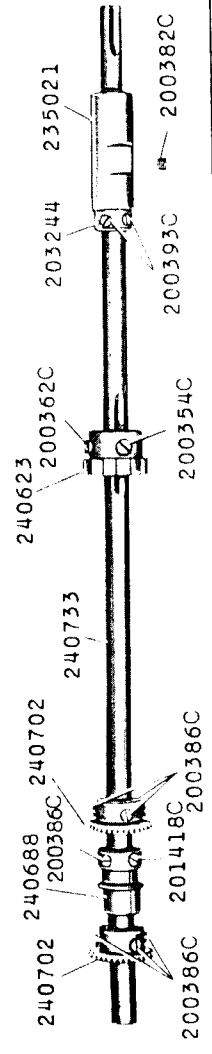
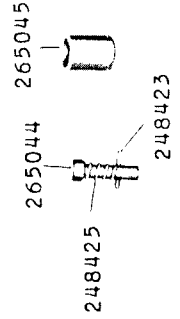


16964 - 2/3

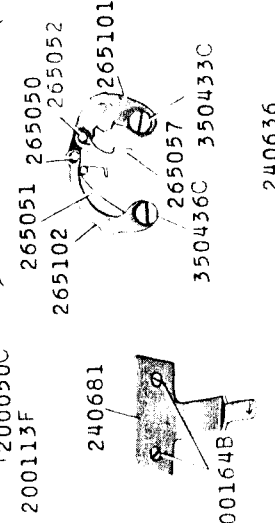
16965 - 1/3



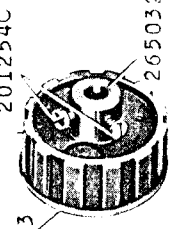
265046



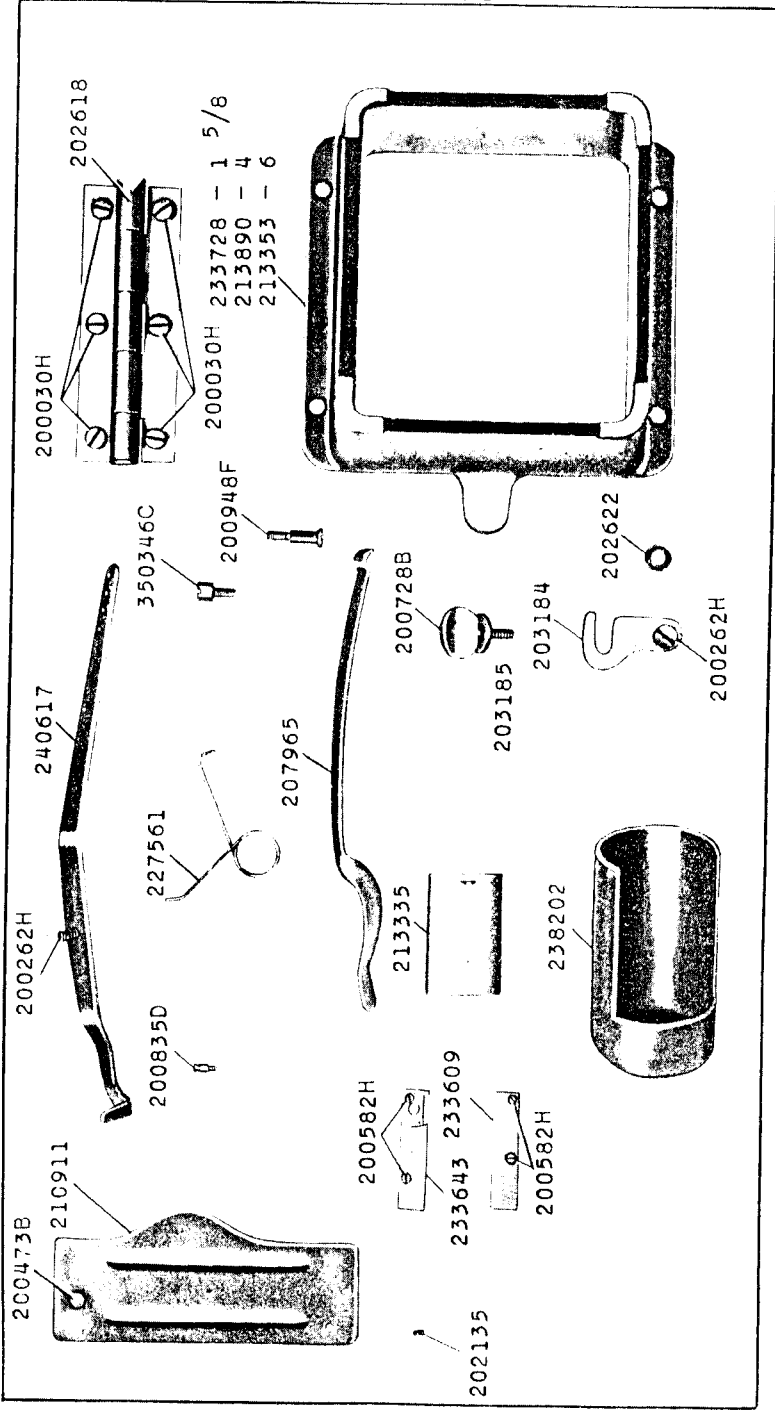
240637



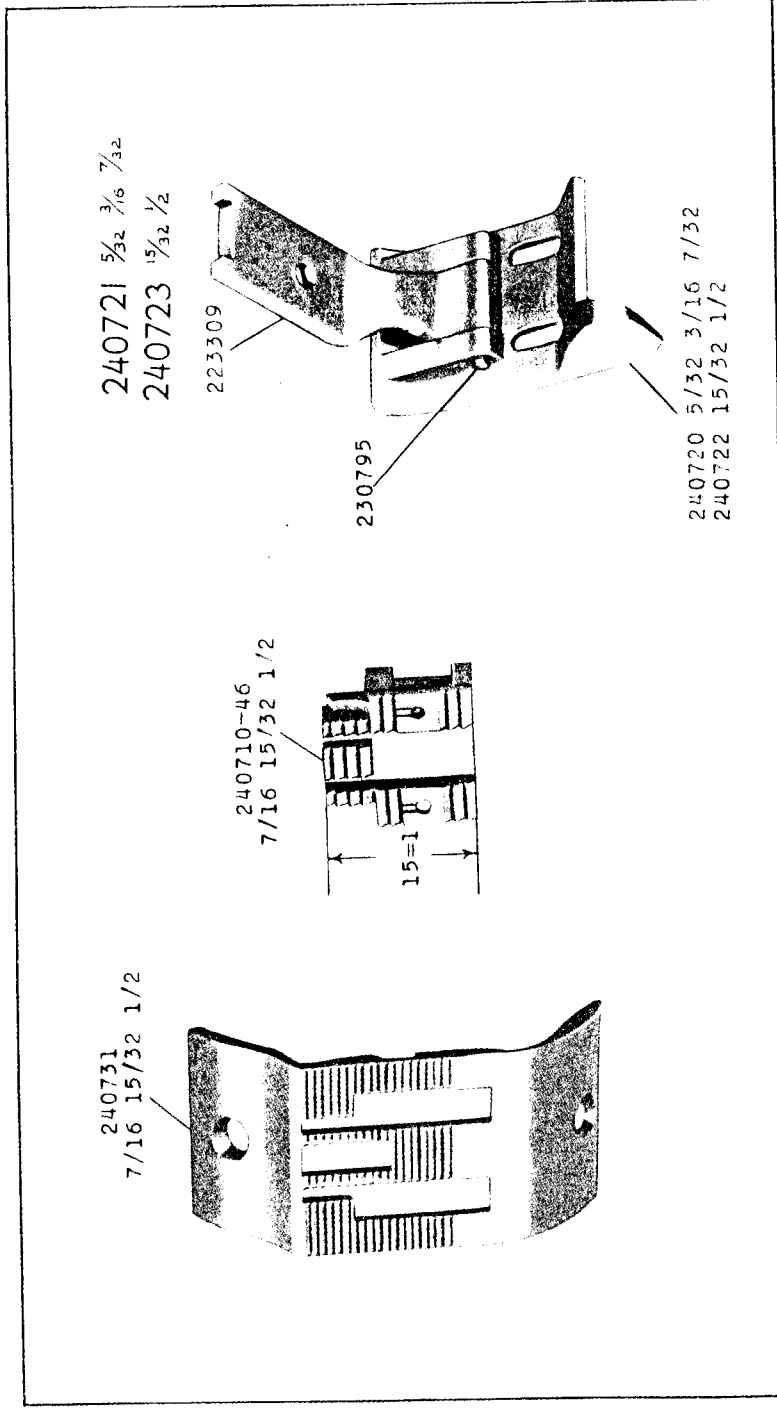
240636



16966- 1/4



16967



17010 - 1/2

