

SINGER
400W30

Form 2973w-Revised

(149)

Printed in U. S. A.

LIST OF PARTS



MACHINE No. 400w30

** A TRADE MARK OF

THE SINGER MANUFACTURING COMPANY

INSTRUCTIONS FOR OILING

To ensure easy running and prevent unnecessary wear of the parts which are in movable contact, the machine requires oiling and when in continuous use, "TYPE A" or "TYPE C" OIL, sold only by Singer Sewing Machine Company, should be applied at least twice each day to all oil holes marked "OIL", as instructed in Form 3019w.

"TYPE C" OIL is stainless.

INDEX

	PAGE
ACCESSORIES	13
BELT GUARD	16
BOBBIN HOLDER	15
BOBBIN WINDERS	14 & 15
FINGER GUARD	16
KNEE LIFTER	13
MACHINE NO. 400w30	5
MISCELLANEOUS PARTS	17
NUMERICAL LIST OF PARTS	19
SPOOL PIN	16
THREAD UNWINDER	16

Copyright, U. S. A., 1940, 1942, 1947,
1948 and 1949

by The Singer Manufacturing Co.

All Rights Reserved for all Countries

INSTRUCTIONS FOR ORDERING

In ordering from this list, use ONLY the PART number in the FIRST column.

The number stamped on a Sewing Machine Part is the number of the Single Part only, except when the part includes Set Screws, Clamping Screws, Studs and Rollers Spun on, Small Wires riveted, or Parts soldered together, etc., which it is necessary to furnish in combination.

Every combination of parts sent out has its specific number which, although not stamped on Parts (except in above case), must be used when ordering the combination.

Each number always indicates the SAME PART in whatever list it appears, or for whatever Machine.

The letters after some of the numbers indicate the style of finish only, as follows:

- A. Hardened, Polished, Nickel Plated and Buffed.
- B. Polished, Nickel Plated and Buffed.
- C. Hardened only.
- D. Polished only.
- E. Soft, not polished.
- F. Hardened and Polished.
- H. Blued.
- J. Nickel Plated only.
- R. Merlized.
- X. Black Oxide, for Iron and Steel.
- XC. Hardened and Black Oxide, for Iron or Steel.
- Y. Black Nickel Plated only.

These letters MUST BE USED when they appear in the list and AFTER the number, as in the list.

In this series

1 to 1500, 200001 to 201500 and 350001 to 351500 are Screw Numbers.
 1501 to 1800, 201501 to 201800 and 351501 to 351800 are Nut Numbers.
 1801 to 2000, 201801 to 202000 and 351801 to 352000 are Roller Numbers.
 2001 to 50000 and 202001 to 350000 are Numbers of Machine Parts.


The figures in the second column refer only to the plate in which the illustration of the part is shown and are NOT TO BE USED in ordering.

Two or more numbers over a cut indicate that the difference between such parts is not visible in an illustration.

Parts marked with an asterisk (*) are furnished only when repairs are made at the factory.

LIST OF PARTS COMPLETE

FOR



MACHINE No. 400w30

DIFFERENTIAL FEED

DOUBLE ROTARY DISC TAKE-UP. HIGH SPEED.

SINGLE NEEDLE. LOCK STITCH. DROP FEED.

MAXIMUM STITCH 5 1/2 TO THE INCH.

PRESSER BAR LIFT 3/16 INCH

HAS TWO INDEPENDENTLY ADJUSTED FEED MOTIONS

FOR STITCHING KNIT GOODS AND OTHER STRETCHY MATERIALS

No.	Plate	Name
*270001	-----	Arm
270002	18368	" Cover Plate (back)
200041X	18368	" " " Screw (2)
204235	18368	" Position Pin (2)
200004E	18368	" Screw (3)
202005	18368	" " Washer (3)
*270084	18376	" Shaft
270177	18376	" " 270084 with 200333C, 200378C, 270005 and 270099
270004	18376	Arm Shaft Ball Bearing (back)
270005	18376	" " " " (front)
270926	18376	" " Connection Belt (reinforced neoprene)
270168	18376	Arm Shaft Connection Belt Pulley and Rotary Take-up Driving Pulley with 200363AL, 350492C and three 214206

No.	Plate	Name
350492C	18376	Arm Shaft Connection Belt Pulley Position Screw
200363AL	18376	Arm Shaft Connection Belt Pulley Set Screw
214206	18376	Arm Shaft Connection Belt Pulley Spring Flange
270189	18376	Balance Wheel (aluminum alloy casting) for 5/16" round belt, (diam. of belt groove 1-13/16 in.) (rim diam. 4 in.) with 201346C and 350107C
270190	18376	Balance Wheel 270189 with 270004
270187	18376	" " (aluminum alloy casting) for "v" belt (outside diam. of belt groove 2.9 in.) (rim diam. 4 in.) with 201346C and 350107C
270188	18376	Balance Wheel 270187 with 270004
Note: Balance Wheel 270188 is furnished with this machine unless otherwise specified on order.		
350107C	18376	Balance Wheel Position Screw
201346C	18376	" " Set Screw
*270501	-----	Bed
270502	18368	" Slide
270144	18377	Face Plate
350503H	18377	" " Screw (5)
270505	18366	Feed (back) Bar
270012	18366	" " " Center (2)
200394C	18366	" " " Set Screw
52266	18366	" " " Slide Block
52267	18366	" " " " 52266 with 125060
270506	18366	Feed (back) Bar Slide Block Crank with 52267 and 200040E
200040E	18366	Feed (back) Bar Slide Block Crank Pinch Screw
*125060	18366	Feed (back) Bar Slide Block Stud
270013	18366	" " Driving Connection
270014	18366	" " " " 270013 with 270016
270015	18366	Feed (back) Driving Connection Crank with 200040E
200040E	18366	Feed (back) Driving Connection Crank Pinch Screw
200545C	18366	Feed (back) Driving Connection Hinge Screw
201522E	18366	Feed (back) Driving Connection Hinge Screw Nut
270016	18366	Feed (back) Driving Connection Needle Bearing
270017	18417	Feed (back) Driving Eccentric
270507	18417	" " " " Adjusting Disc
270508	18417	Feed (back) Driving Eccentric Adjusting Disc Spring
270509	18417	Feed (back) Driving Eccentric Adjusting Disc Spring Stop Washer
201403H	18417	Feed (back) Driving Eccentric Adjusting Disc Spring Stop Washer Screw (2)

No.	Plate	Name
240231	18417	Feed (back) Driving Eccentric Friction Gib
200369C	18417	Feed (back) Driving Eccentric Friction Gib Adjusting Screw
350101C	18417	Feed (back) Driving Eccentric Friction Gib Adjusting Screw Set Screw
270510	18417	Feed (back) Driving Flange with 200333C, 200346C, two each 200369C and 350101C
200333C	18417	Feed (back) Driving Flange Position Screw
200346C	18417	Feed (back) Driving Flange Set Screw
270511	18366	" " " Rock Shaft with two 200394C
270022	18366	Feed (back) Driving Rock Shaft Center (2)
350277C	18366	Feed (back) Driving Rock Shaft Center Set Screw (2)
270512	18366	Feed (front) Bar
270513	18366	" " " Hinge Pin
350101C	18366	" " " " " Set Screw
52266	18366	" " " Slide Block
52267	18366	" " " " " 52266 with 125060
270526	18366	Feed (front) Bar Slide Block Crank with 52267 and 200040E
200040E	18366	Feed (front) Bar Slide Block Crank Pinch Screw
*125060	18366	Feed (front) Bar Slide Block Stud
270514	18366	" " Driving Connection
270515	18366	" " " " 270514 with 270016
270015	18366	Feed (front) Driving Connection Crank with 200040E
200040E	18366	Feed (front) Driving Connection Crank Pinch Screw
200545C	18366	Feed (front) Driving Connection Hinge Screw
201522E	18366	Feed (front) Driving Connection Hinge Screw Nut
270016	18366	Feed (front) Driving Connection Needle Bearing
270017	18417	Feed (front) Driving Eccentric
270517	18417	" " " " Adjusting Disc
270508	18417	Feed (front) Driving Eccentric Adjusting Disc Spring
270509	18417	Feed (front) Driving Eccentric Adjusting Disc Spring Stop Washer
201403H	18417	Feed (front) Driving Eccentric Adjusting Disc Spring Stop Washer Screw (2)
240231	18417	Feed (front) Driving Eccentric Friction Gib
200369C	18417	Feed (front) Driving Eccentric Friction Gib Adjusting Screw

No.	Plate	Name
350101C	18417	Feed (front) Driving Eccentric Friction Glb Adjusting Screw Set Screw
270527	18417	Feed (front) Driving Flange with 200333C, 200346C, two each 200369C and 350101C
200333C	18417	Feed (front) Driving Flange Position Screw
200346C	18417	Feed (front) Driving Flange Set Screw
270518	18366	" " " Rock Shaft with 350101C
270022	18366	Feed (front) Driving Rock Shaft Center (2)
350277C	18366	Feed (front) Driving Rock Shaft Center Set Screw (2)
270503	18370	Feed Dog (back)
270504	18370	" " (front)
50117E	18370	" " Screw (4)
270013	18366	" Lifting Connection
270014	18366	" " " 270013 with 270016
200545C	18366	Feed Lifting Connection Hinge Screw
201522E	18366	" " " " " Nut
270016	18366	" " " Needle Bearing
270528	18417	" " Eccentric with 200382C and 201220C
201220C	18417	Feed Lifting Eccentric Position Screw
200382C	18417	" " " Set Screw
270520	18366	" " Rock Shaft
270022	18366	" " " " Center (2)
350277C	18366	" " " " " Set Screw (2)
270521	18417	Feed Regulating Stud (2)
270522	18417	" " " " Spring (2)
200096E	18417	" " " " " Screw (2)
270045	18306	Knee Lifter Lifting Link
270285	18368	" " " " Connection
200427C	18368	" " " " " Set Screw
200293C	18306	Knee Lifter Lifting Link Hinge Screw
270094	18368	" " " " Rod
270048	18368	" " " " Connection
200434C	18368	" " " " " Set Screw
270049	18368	Knee Lifter Rock Shaft with 200427C and 200434C
270050	18306	Needle Bar with 350445F
270124	18306	" " Bushing (lower)
270261	18306	" " " (upper)
350489AL	18306	" " " " Set Screw
270053	18306	" " Connecting Link
270054	18306	" " " " 270053 with 270043
270055	18306	Needle Bar Connecting Link Guide Block
200054E	18306	" " " " " " " Screw (2)
270143	18306	Needle Bar Connecting Link Hinge Stud with 270161 and 222598

No.	Plate	Name
222598	18306	Needle Bar Connecting Link Hinge Stud Oil Packing (wick)
200374C	18376	Needle Bar Connecting Link Hinge Stud Set Screw
270043	18306	Needle Bar Connecting Link Needle Bearing
270100	18306	Needle Bar Connecting Link Thrust Washer
270057	18306	Needle Bar Connecting Link Stud with 200086C and 202330
202330	18306	Needle Bar Connecting Stud Oil Packing (wick)
200086C	18306	Needle Bar Connecting Stud Pinch Screw
*270099	18376	" " Crank with two 200374C
200333C	18376	" " " " Position Screw
200378C	18376	" " " " " Check Screw
270058	18306	Needle Bar Oiling Felt
350445F	18306	" Set Screw
270059	18306	Presser Bar with 176X
270060	18306	" " Bushing
270061	18306	" " Lifter
350442C	18306	" " " Hinge Screw
270062	18306	" " Lifting Releasing Lever Bracket
270095	18306	Presser Bar Lifting Releasing Lever Bracket Spring
270063	18306	Presser Bar Position Guide with 200196E and 350411C
350411C	18306	Presser Bar Position Guide Pinch Screw
270064	18368	" " Spring
350435C	18368	" " " Screw (pressure) regulating)
350499XC	18368	Presser Bar Spring Screw Stud
62527	18370	" Foot Hinge Pin
62925	18370	" " Plate
62926	18370	" " Shank
26231	18370	" " Spring
62927	18370	Presser Foot (spring hinged) complete, Nos. 26231, 62527, 62925 and 62926
176X	18306	Presser Foot Screw
270927	18377	Rotary Take-up (large)
270161	18306	" " " Position Pin
401D	18377	" " " Screw (2)
271032	18377	" " " Thread Guide
270906	18378	" " (small) with 270147 and 350418C
270068	18378	Rotary Take-up (small) Driving Shaft
270032	18378	" " " " "
270069	18378	Rotary Take-up (small) Driving Shaft Connection Belt
270072	18378	Rotary Take-up (small) Driving Shaft Pulley with two 200382C
200382C	18378	Rotary Take-up (small) Driving Shaft Pulley Set Screw

No.	Plate	Name
350418C	18378	Rotary Take-up (small) Set Screw
270147	18378	" " " Thread Cast-off
		Pin
270148	18377	Rotary Take-up Guard
350503H	18377	" " " Screw (3)
270868	18416	Rotating Hook with 143301 and two 1253AL
270869	18416	Rotating Hook 270868 with 270874XC and four 1053E
270870	18416	Rotating Hook 270869 with 270872, 270876 and three 1367E
270371	18416	Rotating Hook 270870 with 52237
270010	18416	" " Bobbin
52235	18416	" " " Case
52236	18416	" " " " 52235 with 591F,1380E and 40394
40393	18416	Rotating Hook Bobbin Case Hinge Nos. 2974,40392 and 125320
270872	18416	Rotating Hook Bobbin Case Holder (chromium plated)
270523	18416	Rotating Hook Bobbin Case Holder Position Bracket
200077D	18416	Rotating Hook Bobbin Case Holder Position Bracket Screw
40392	18416	Rotating Hook Bobbin Case Latch
125320	18416	" " " " " Lever
2974	18416	" " " " " "
		Fulcrum Pin
2975	18416	Rotating Hook Bobbin Case Latch Spring
592E	18416	" " " " " Stop Screw
40394	18416	Rotating Hook Bobbin Case Tension Spring
591F	18416	Rotating Hook Bobbin Case Tension Spring Regulating Screw
1380E	18416	Rotating Hook Bobbin Case Tension Spring Screw
52237	18416	Rotating Hook Bobbin Case complete, Nos.592E,2975,40393 and 52236
270873	18416	Rotating Hook Bobbin Case 52237 with 270872
270524	18417	Rotating Hook Driving Shaft
270032	18417	" " " " Ball Bearing
270033	18417	Rotating Hook Driving Shaft Bushing with 222598
222598	18417	Rotating Hook Driving Shaft Bushing Oil Packing (wick)
200362C	18417	Rotating Hook Driving Shaft Bushing Set Screw
270169	18417	Rotating Hook Driving Shaft Connection Belt Pulley with 214206 and two 200070C
200070C	18417	Rotating Hook Driving Shaft Connection Belt Pulley Set Screw
214206	18417	Rotating Hook Driving Shaft Connection Belt Pulley Spring Flange

No.	Plate	Name
270035	18417	Rotating Hook Driving Shaft Gear (internal teeth) with 200382C and 201220C
201220C	18417	Rotating Hook Driving Shaft Gear Position Screw
200382C	18417	Rotating Hook Driving Shaft Gear Set Screw
270525	18417	Rotating Hook Driving Shaft Oil Lead Wire
270038	18368	Rotating Hook Oil Reservoir Cover
270039	18368	" " " " " Gasket
200041X	18368	Rotating Hook Oil Reservoir Cover Screw (6)
270155	18417	Rotating Hook Oil Reservoir Oil Gauge
143301	18416	" " Wick (felt)
270376	18416	" " Section
1367E	18416	" " " Screw
1253AL	18416	" " Set Screw
270162	18417	" " Shaft
270163	18417	" " " Bushing
268258	18417	" " " " Oil Packing (wick)
350277C	18417	Rotating Hook Shaft Bushing Set Screw
270164	18417	" " " " End Bearing
201215D	18417	" " " " " Screw
202423	18417	" " " Oil Filter Wick
143349	18417	" " " " " " Holder
270176	18417	Rotating Hook Shaft Oil Filter complete, Nos.143349 and 202423
350498E	18417	Rotating Hook Shaft Oil Regulating Screw
270044	18417	Rotating Hook Shaft Thrust Washer
270166	18417	Rotating Hook Shaft Bushing complete, Nos.268258,270044,270162 to 270164, 270176,350498E and two 201215D
270874XC	18416	Rotating Hook Thread Guard
1053E	18416	" " " " " Screw
2102	18377	Tension Disc
270076	18306	" Releaser (adjustable)
200132E	18306	" " Screw
32572	18377	" Releasing Disc
270086	18377	" " Pin
13710	18377	" Spring
50304C	18377	" Stud
52098	18377	" " 50304C with 1560C
50305C	18377	" " Set Screw
1560C	18377	" Thumb Nut
270087	18377	Tension complete, Nos.13710,32572, 52082,52083,52098,270086 and two 2102
270096	18377	Thread Guide
236245	18377	" " (lower)
270077	18306	" " (on needle bar bushing)
350503H	18377	" " Screw (2)
270079	18306	" Pull-off

No.	Plate		Name
200196E	18306	Thread	Pull-off Set Screw
270080	18377	"	Retainer
200355H	18377	"	" Set Screw
270150	18377	"	Severing Finger
270151	18377	"	" " Guard
350486XC	18377	"	" " Hinge Screw
270156	18377	"	" " " " " "
			Spring Washer
200567H	18377	Thread	Severing Finger Screw
52082	18377	"	Take-up Spring
52083	18377	"	" " Regulator with
			50305C
446C	18377	Thread	Take-up Spring Regulator Set
			Screw
52463XC	18370	Throat	Plate
691F	18370	"	" Screw (2)

ACCESSORIES

No.	Plate	Name
50190W	18368	Attachment Thumb Screw
2587E	18441	Guide
270010	18416	Rotating Hook Bobbin (2)
228476	18441	Screw Driver (Bobbin Case)
88 x 1	----	Needles, six, size 16
228478	18311	Drip Pan with four 3/4 in. wire nails
12361	18441	Machine Hinge Connection (2)
41400	18441	" Rest Pin (wood)
120342	18441	Oiler (copper plated) with 120343
120343	18441	" Spout (3-1/2 in. long)
259477	18441	Screw Driver, 5 in. long

KNEE LIFTER

228486	18311	Rock Lever Bracket with 200347C and three wood screws 7/8 in., No. 12
228361	18311	Rock Lever Bracket 228486 with 228359, 228363, 228367, 228388 and 228455
228359	18311	Rock Lever with two 350231C
228370	18311	" " Extension with 200529C
350231C	18311	" " " Set Screw
228363	18311	" " Hinge Pin
228364	18311	" " Knee Plate with 350231C
228388	18311	" " " " Arm
350231C	18311	" " " " " Set Screw
350231C	18311	" " " " " Set Screw
228455	18311	" " Position Spring
228365	18311	" " Rod
200529C	18311	" " " Set Screw
228386	18311	" " Spring
228367	18311	" " Stop Stud
200347C	18311	" " " " " Set Screw
228371	18311	Knee Lifter Rock Lever complete, Nos. 228361, 228364, 228365, 228370 and 228388

(Other Knee Lifter parts are listed with parts of machine head)

BOBBIN WINDER

(SWINGING AUTOMATIC, RIGHT HAND)

FOR "V" BELT DRIVE

No.	Plate	Name
259428	18312	Brake (leather)
259429	18312	" Clamp
200113F	18312	" " Screw
225453	18312	Frame with 202277 and 259660
225454	18312	" Hinge Pin
202277	18312	" Oil Packing (wick)
259660	18312	" " Well Washer
225455	18312	" Spring
225456	18312	" " Plunger
259461	18312	Pulley with 200380C
200380C	18312	" Set Screw
225381	18312	Spindle
225444	18312	Stop Latch
200056E	18312	" " Screw
225458	18312	" " Thumb Lever
225459	18312	" " " " Hinge Stud
225459	18312	" " " " Joint Stud
202478	18312	" " Trip Lever
200299H	18312	" " " " Hinge Screw
225461	18312	Tension Bracket with 201499H
200082D	18312	" " Screw
228026	18312	" " " Washer
2102	18312	" Disc
13710	18312	" Spring
201499H	18312	" Stud
201572H	18312	" " Thumb Nut
225462	18312	Bobbin Winder Tension Bracket complete, Nos. 13710, 201572H, 225461 and two 2102
259662	18312	Bobbin Winder and Tension Bracket Base
259462	18312	Universal Bobbin Winder complete, Nos. 200056E, 200082D, 200113F, 200299H, 202478, 225381, 225444, 225453 to 225456, 225458, 225462, 228026, 259428, 259429, 259461, 259662, two each 225459 and wood screws 3/4 in., No. 12, R.H.B.

BOBBIN HOLDER

No.	Plate	Name
225434	18441	Bobbin Holder

BOBBIN WINDER

(SWINGING AUTOMATIC, RIGHT HAND)

FOR 5/16 INCH ROUND BELT DRIVE

No.	Plate	Name
259428	18312	Brake (leather)
259429	18312	" Clamp
200113F	18312	" " Screw
225453	18312	Frame with 202277 and 259660
225454	18312	" Hinge Pin
202277	18312	" Oil Packing (wick)
259660	18312	" " Well Washer
225455	18312	" Spring
225456	18312	" " Plunger
225368	18312	Pulley with 200380C
200380C	18312	" Set Screw
225381	18312	Spindle
225444	18312	Stop Latch
200056E	18312	" " Screw
225458	18312	" " Thumb Lever
225459	18312	" " " " Hinge Stud
225459	18312	" " " " Joint Stud
202478	18312	" " Trip Lever
200299H	18312	" " " " Hinge Screw
225461	18312	Tension Bracket with 201499H
200082D	18312	" " Screw
228026	18312	" " " Washer
2102	18312	" Disc
13710	18312	" Spring
201499H	18312	" Stud
201572H	18312	" " Thumb Nut
225462	18312	Bobbin Winder Tension Bracket complete, Nos. 13710, 201572H, 225461 and two 2102
259430	18312	Bobbin Winder and Tension Bracket Base
259431	18312	Universal Bobbin Winder complete, Nos. 200056E, 200082D, 200113F, 200299H, 202478, 225368, 225381, 225444, 225453 to 225456, 225458, 225462, 228026, 259428 to 259430, two each 225459 and wood screws 3/4 in., No. 12, R.H.B.

BELT GUARD

No.	Plate	Name
270198	18442	Belt Guard Bracket
350328H	18442	" " " Screw (2)
200362C	18442	" " Set Screw (2)
270197	18442	" " with two 200362C
270199	18442	Belt Guard complete, Nos. 270197, 270198 and two 350328H

FINGER GUARD

259502	18441	Finger Guard
--------	-------	--------------

SPOOL PIN

228394	18441	Spool Pin
--------	-------	-----------

THREAD UNWINDER

225257	18362	Spool Rest (for two spools) (flat) with 201018C
150203	18362	Spool Rest Cushion (felt)
225388	18362	" " Rod
200383C	18362	" " Set Screw
201018C	18362	" " Set Screw
259658	18362	" Stand with 200383C
225391	18362	Thread Guide
201696H	18362	" " Lock Nut
225326	18362	" " Position Cup
225324	18362	" " Rod with 208AL and 225322
208AL	18362	" " Screw
225322	18362	" " Washer
225258	18362	Thread Unwinder (for two spools) complete, Nos. 201696H, 225257, 225324, 225326, 225388, 259658, two each 150203, 225391 and three wood screws 7/8 in., No. 12

MISCELLANEOUS PARTS

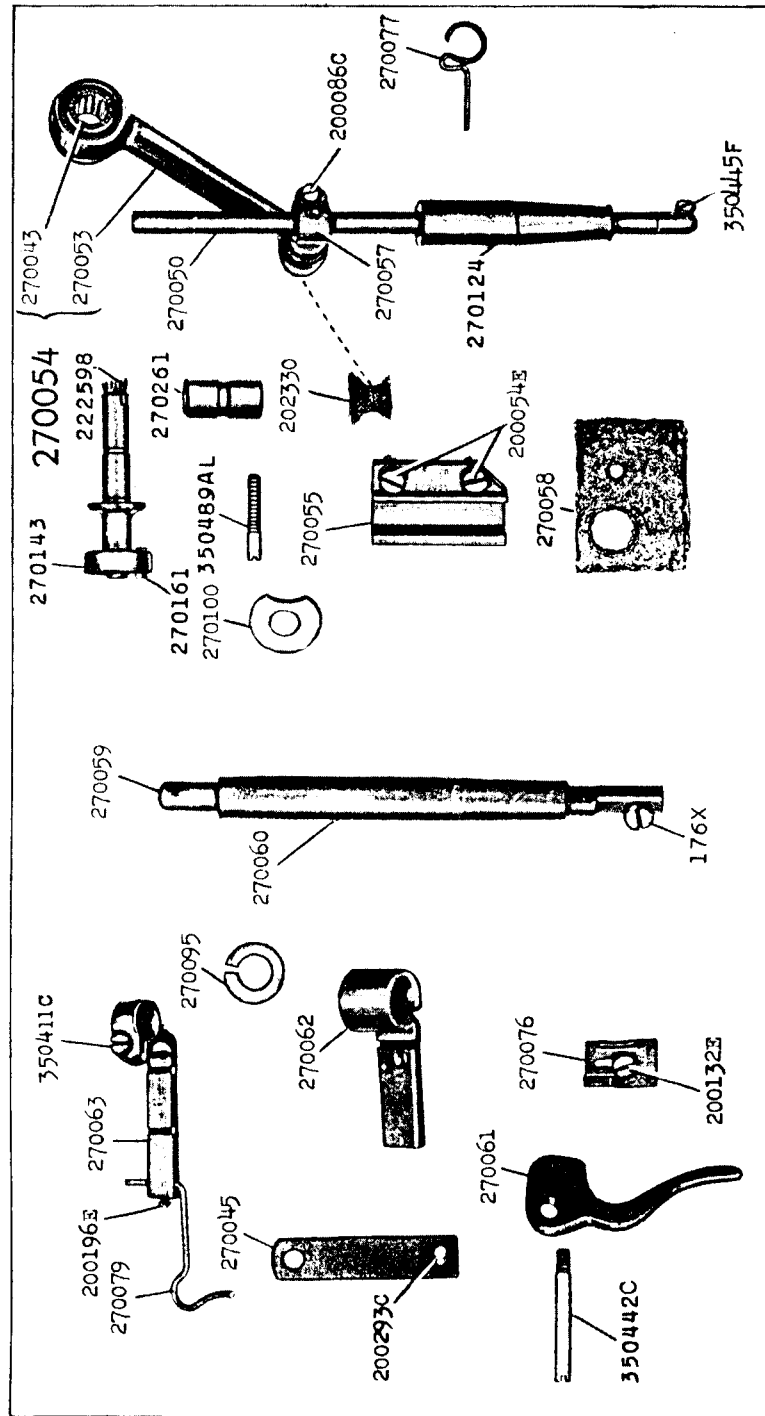
USED IN CONJUNCTION WITH THREAD UNWINDER

No.	Plate	Name
259370	18362	Spool Pin
259378	18362	" " Arm with 217E and 259379
448AL	18362	" " Set Screw
232896	18362	" " Bracket with two 448AL
448AL	18362	" " Set Screw
259371	18362	" " Cap (bakelite)
1010F	18362	" " Hinge Screw
259379	18362	" " Retaining Spring
217E	18362	" " " Screw
259372	18362	" " Washer
259373	18362	Spool Pin complete, Nos. 1010F and 259370 to 259372
60913	18362	Spool Weight with 60914
60914	18362	" " Center Pin
225377	18362	" Wire, for small spools
27739	18362	Thread Cone (wood)
225390	18362	" " Holder


SINGER Needles should be used
 in SINGER Machines.
 These Needles and their Containers
 are marked with the
 Company's Trade-Mark "SIMANCO. ***" }

Needles in Containers marked
 "FOR SINGER MACHINES"
 are NOT **SINGER** made needles. 2

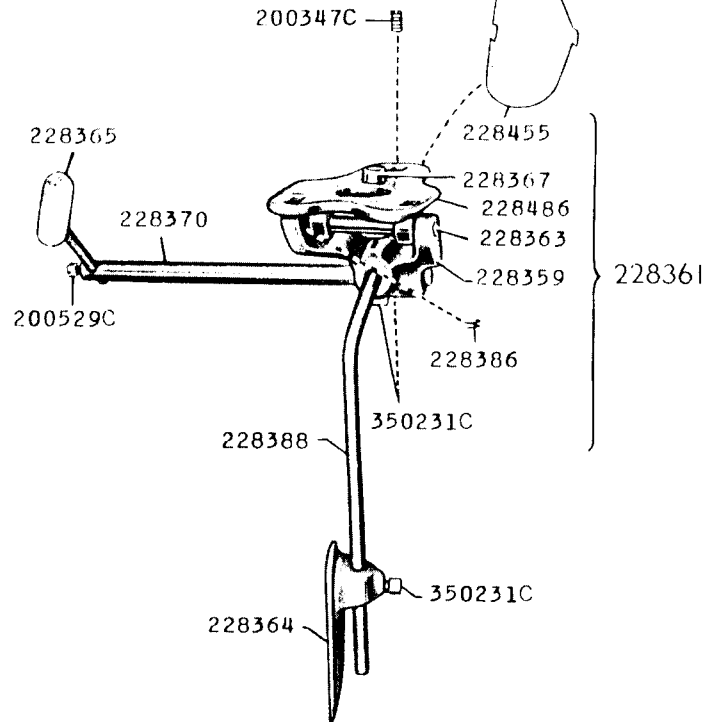
18306 - 1/2



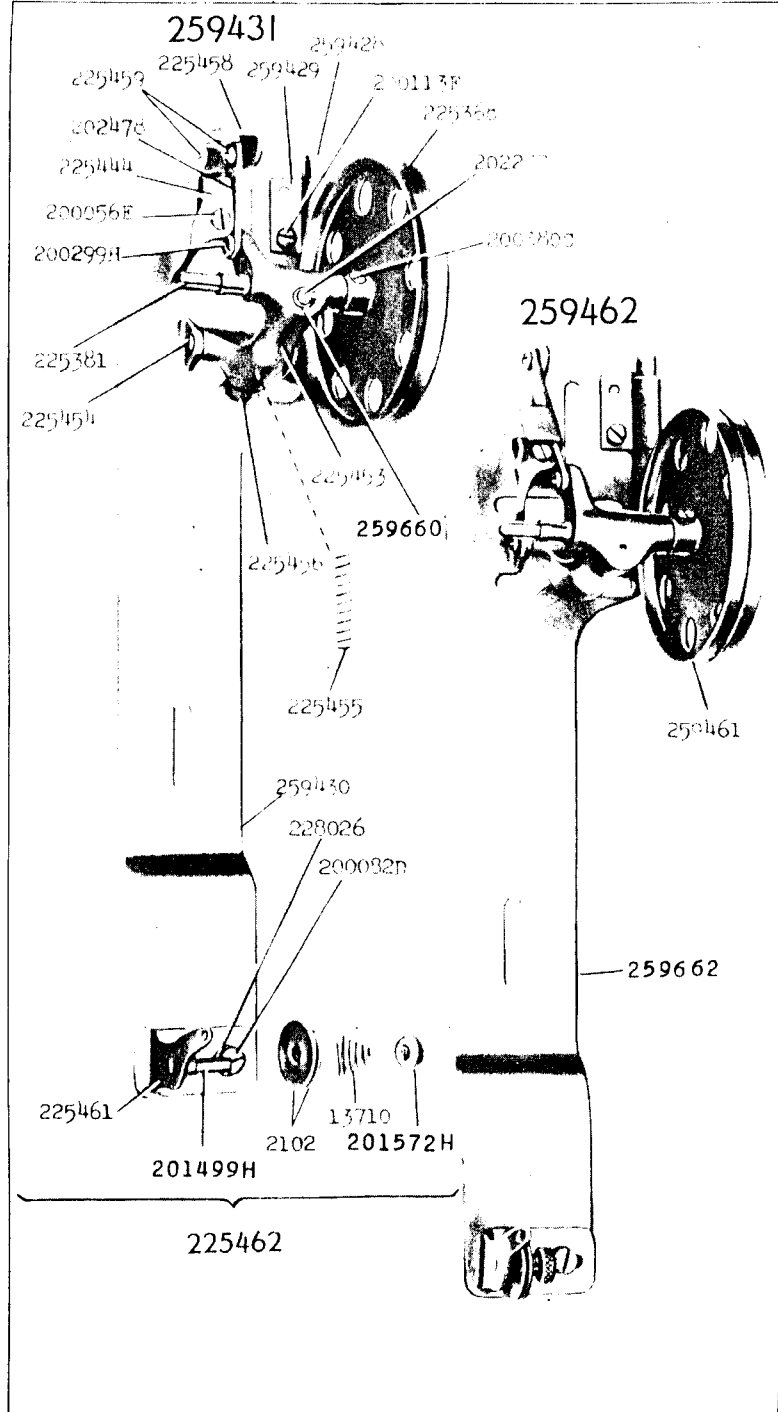
18311 - 1/4

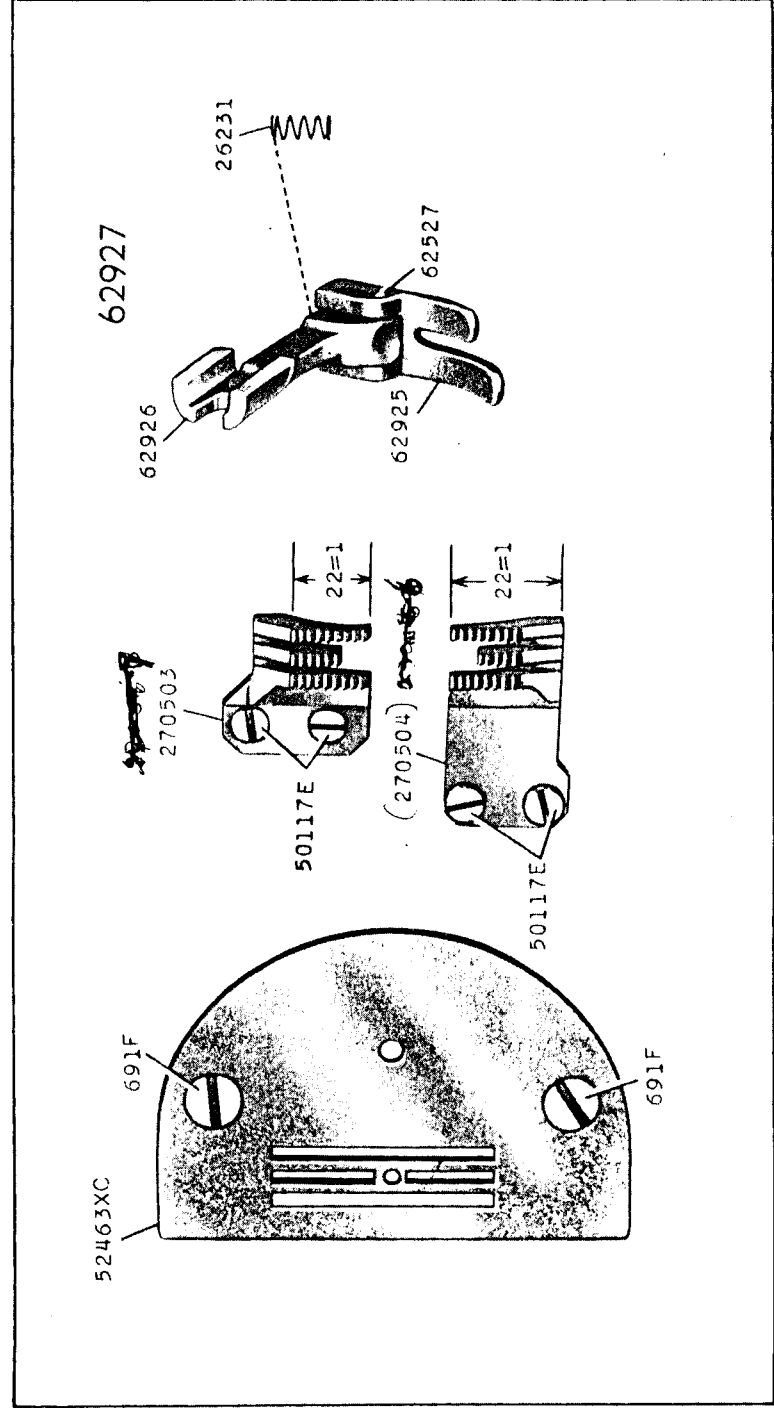
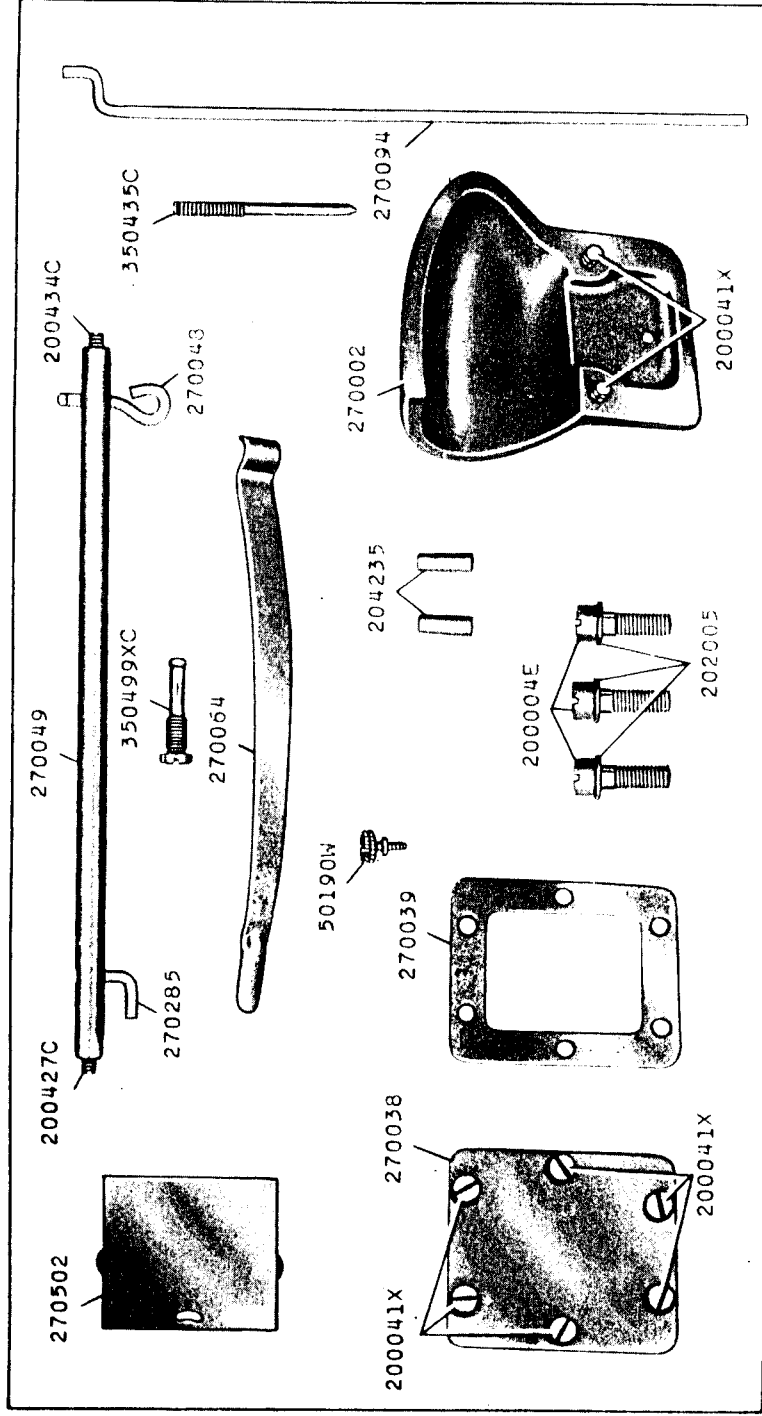


228371

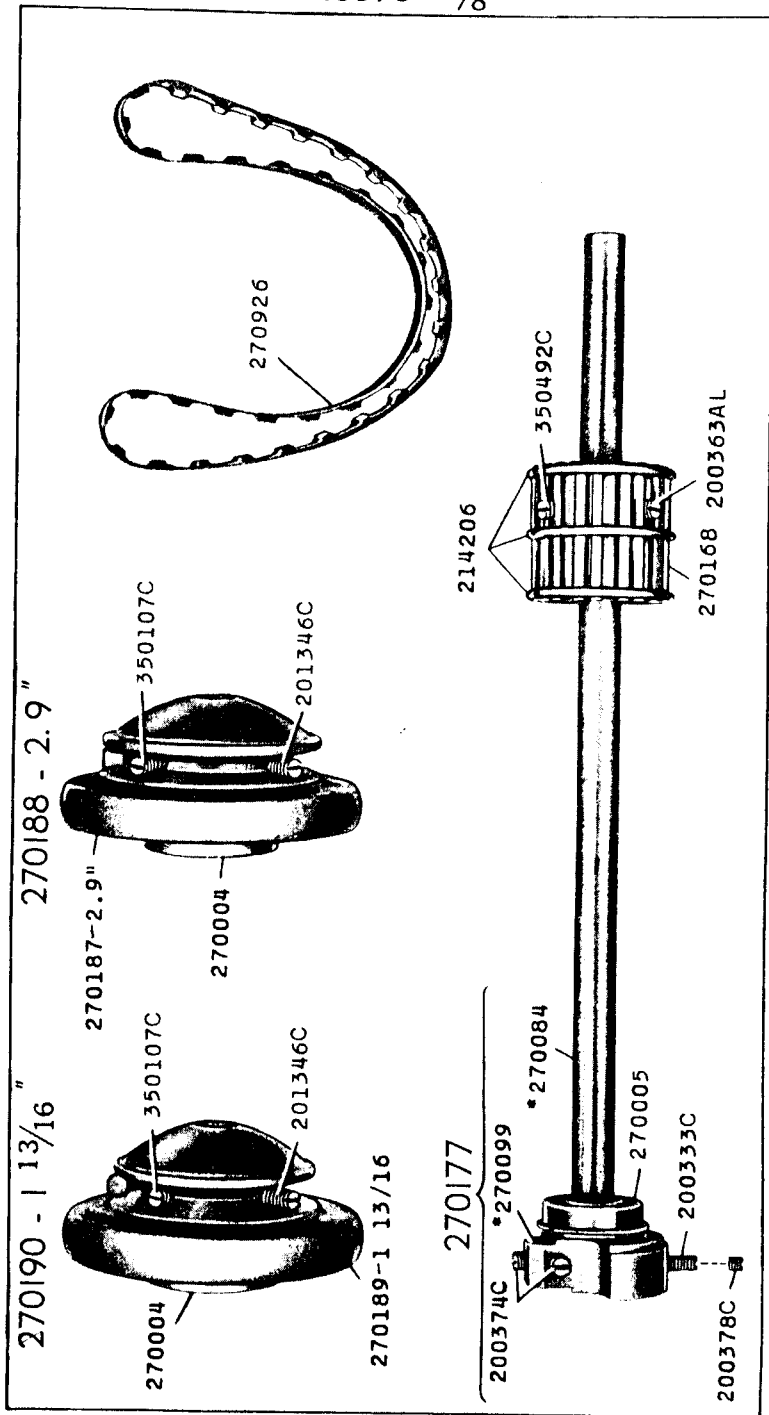


18312 - 3/8

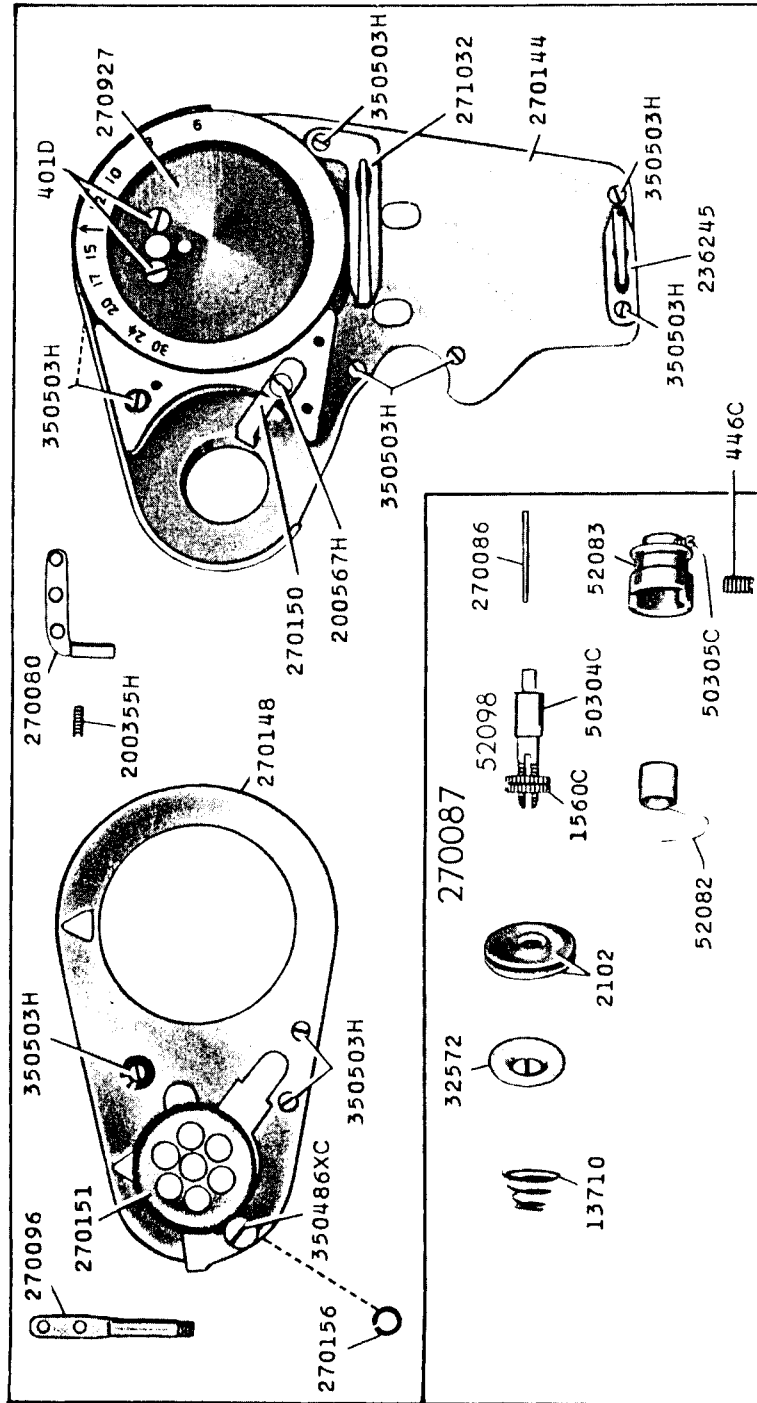




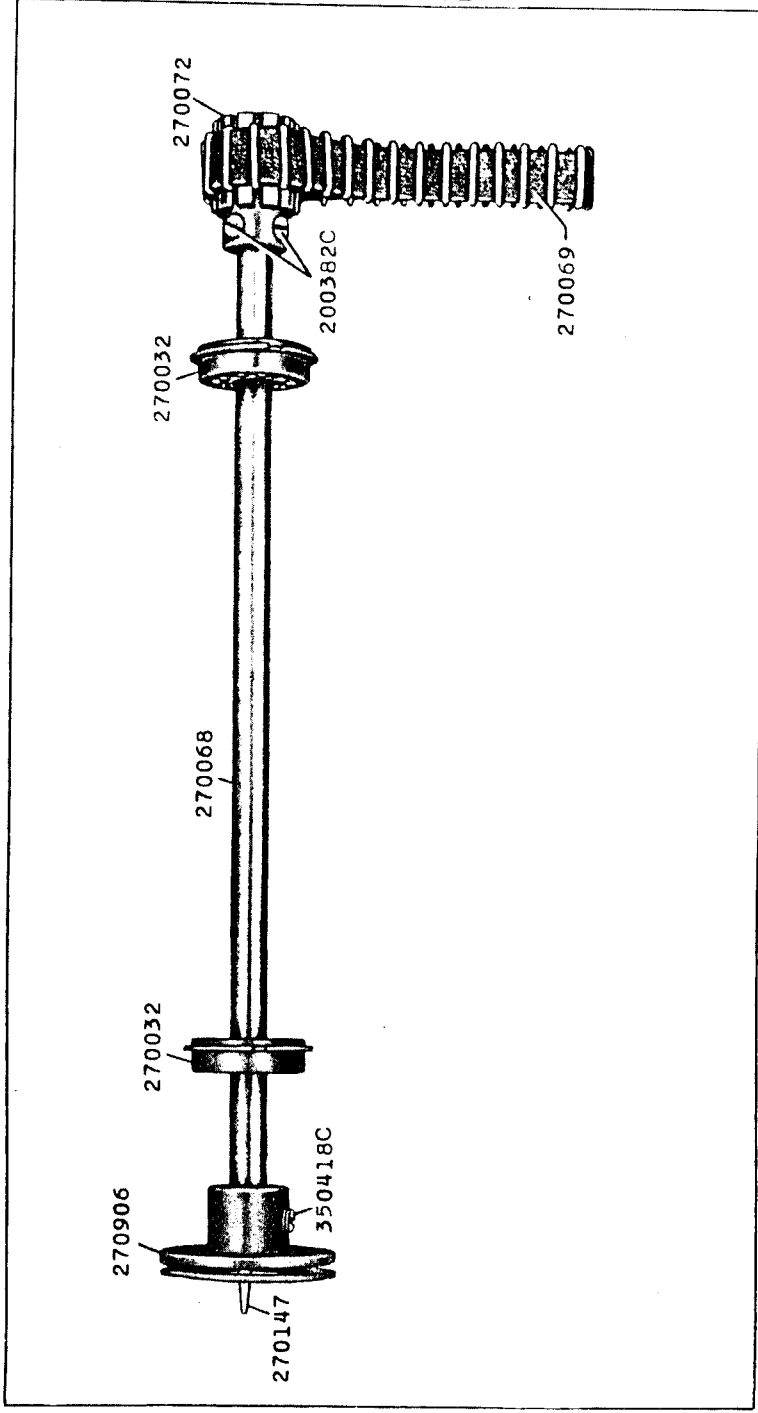
18376 - 3/8



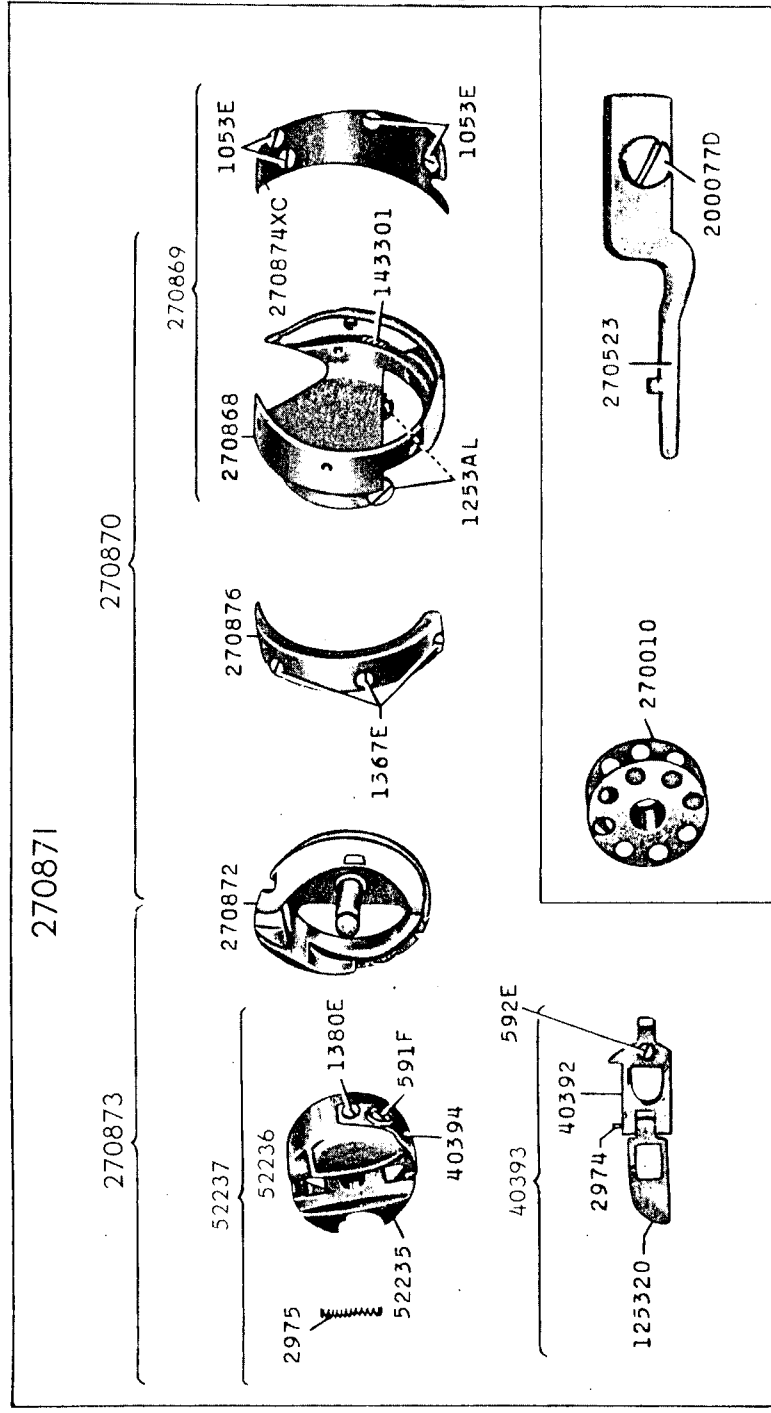
18377 - 1/2



18378 - 1/2



18416 - 3/4



270871

270873

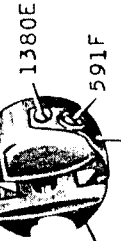
270870

270869

52237

52236

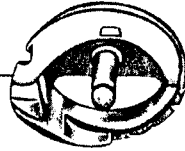
2975



591F

40394

270872



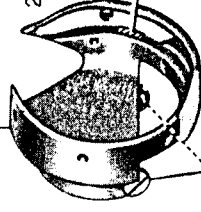
1367E

270876




143301

270868



1253AL

1053E



1053E

592E

40393

40392

2974



200077D

270523



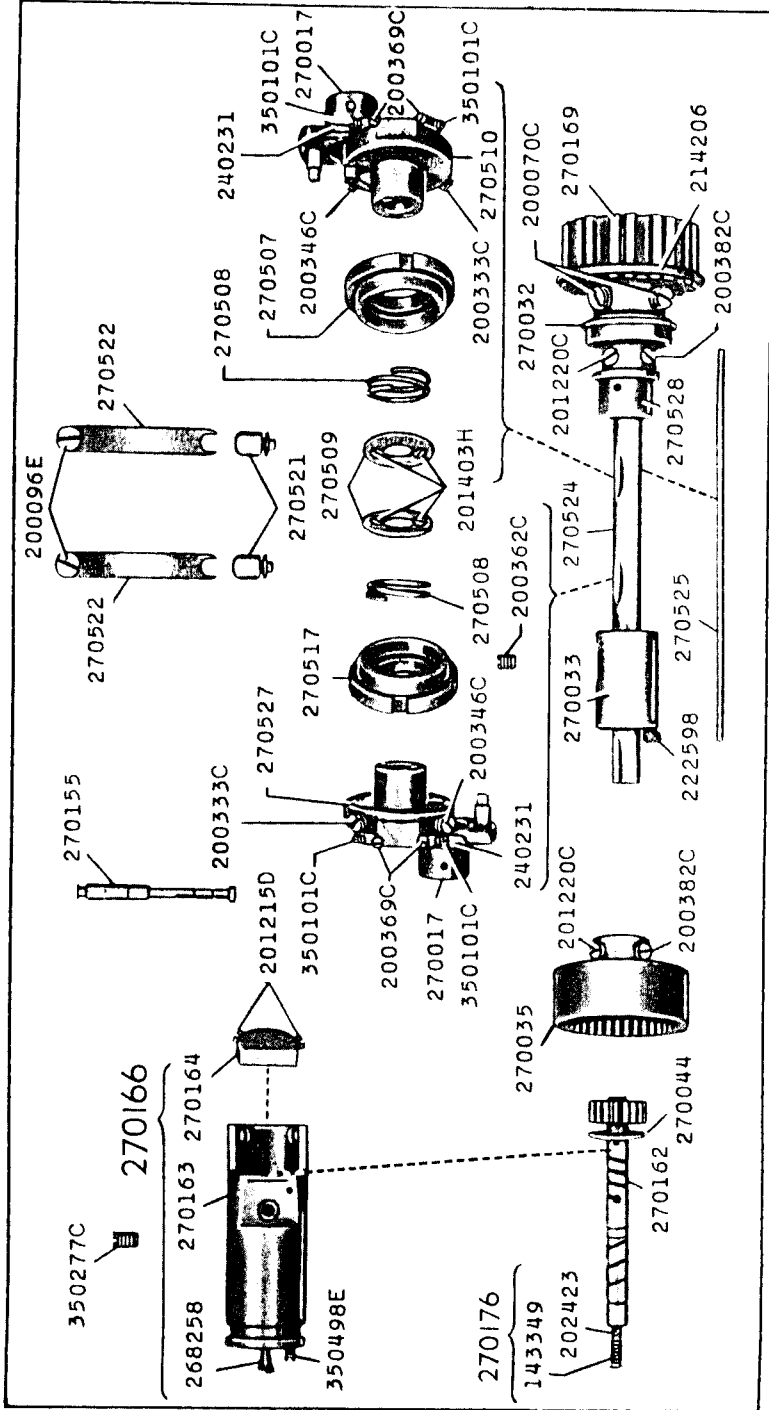
270010

125320



270010

18417 - 3/8



18441 - 1/2

