

SINGER
410W1,W100

LIST OF PARTS



MACHINES

Nos. 410w1 and 410w100

INDEX

Accessories	12
Knee Lifter	12
Machine No. 410w1	5
Machine No. 410w100	11
Numerical List of Parts	12

THE SINGER MANUFACTURING COMPANY

INSTRUCTIONS FOR ORDERING

In ordering from this list, use ONLY the PART number in the FIRST column.

The number stamped on a Sewing Machine Part is the number of the Single Part only, except when the part includes Set Screws, Clamping Screws, Studs and Rollers Spun on, Small Wires riveted, or Parts soldered together, etc., which it is necessary to furnish in combination.

Every combination of parts sent out has its specific number which, although not stamped on Parts (except in above case), must be used when ordering the combination.

Each number always indicates the SAME PART in whatever list it appears, or for whatever Machine.

The letters after some of the numbers indicate the style of finish only, as follows:

- A. Hardened, Polished, Nickel Plated and Buffed.
- B. Polished, Nickel Plated and Buffed.
- C. Hardened only.
- D. Polished only.
- E. Soft, not polished.
- F. Hardened and Polished.
- H. Blued.
- J. Nickel Plated only.
- R. Merlized.
- X. Black Oxide.
- XC. Hardened and Black Oxide.
- Y. Black Nickel only.

These letters MUST BE USED when they appear in the list and AFTER the number, as in the list.

In this series:


200001 to 201500 and 350001 to 351500 are Screw Numbers.
 201501 to 201800 and 351501 to 351800 are Nut Numbers.
 201801 to 202000 and 351801 to 352000 are Roller Numbers.
 202001 to 350000 are Numbers of Machine Parts.

The figures in the second column refer only to the plate in which the illustration of the part is shown and are NOT TO BE USED in ordering.

Two or more numbers over a cut indicate that the difference between such parts is not visible in an illustration.

Parts marked with an asterisk (*) are furnished when repairs are made at the factory.

LIST OF PARTS COMPLETE FOR



MACHINE No. 410w1

DOUBLE ROTARY DISC TAKE-UP.
 HIGH SPEED. SHORT ARM. DROP FEED.
 SINGLE NEEDLE, SINGLE THREAD CHAIN STITCH.
 For Basting or Stitching Light and Medium Fabrics.

No.	Plate	Name
*270001	-----	Arm
270002	18308	" Cover Plate (back)
200041X	18308	" " " Screw (2)
204235	18308	" Position Pin (2)
200004E	18308	" Screw (3)
202005	18308	" " Washer (3)
*270084	-----	" Shaft
270098	18301	" " 270084 with 200333C, 200378C and 270099
270004	18301	Arm Shaft Ball Bearing (back)
270005	18301	" " " " (front)
224103	18301	" " Connection Belt
270006	18301	" " " " Pulley with 200363C, 200439C and two 202253
200439C	18301	Arm Shaft Connection Belt Pulley Position Screw
200363C	18301	Arm Shaft Connection Belt Pulley Set Screw
202253	18301	" " " " " Spring
		Flange

No.	Plate	Name
270101	18301	Balance Wheel (belt groove 2-1/8 in. diam.) with two 200354C
270104	18301	Balance Wheel (belt groove 1-13/16 in. diam.) with two 200354C
270103	18301	Balance Wheel 270101 with 270004, 270102 and two 200582H
Note: Balance Wheel 270103 is furnished with this machine unless otherwise specified on order.		
270105	18301	Balance Wheel 270104 with 270004, 270123 and two 200582H
270106	18301	Balance Wheel "V" belt groove (outside diam. of belt groove 2.9 in.) with two 200354C
270107	18301	Balance Wheel 270106 with 270004, 270102 and two 200582H
270102	18301	Balance Wheel Cap
270123	18301	" " "
200582H	18301	" " " Screw
200354C	18301	" " Set Screw
*270008	-----	Bed
270009	18308	" Slide
270011	18278	Face Plate
200583H	18278	" " Screw (6)
143030	18276	Feed Bar
270012	18276	" " Center (2)
200394C	18276	" " Set Screw
235706	18276	Feed Bar Oiling Wick
270138	18276	" " Wick Holder
270139	18276	Feed Bar Oiling Wick Holder 270138 with 235706
52266	18276	Feed Bar Slide Block
52267	18276	" " " 52266 with 125060
*125060	18276	" " " Stud
127087	18279	" Dog, 19 teeth (16 teeth to the inch)
50117E	18279	" " Screw (2)
270013	18276	" Driving Connection
270014	18276	" " 270013 with 270016
271001	18276	" " Crank with 200040E
200040E	18276	" " Pinch Screw
200545C	18276	" " Hinge Screw
201522E	18276	" " Nut
270016	18276	" " Needle Bearing
270017	18277	" " Eccentric
270018	18277	" " Adjusting Disc
270137	18277	" " " " Spring
271002	18277	" " " " "
Collar with 201220C		
201220C	18277	Feed Driving Eccentric Adjusting Disc Spring Collar Position Screw
240231	18277	Feed Driving Eccentric Friction Gib
200369C	18277	" " " " Ad-justing Screw

No.	Plate	Name
350101C	18277	Feed Driving Eccentric Friction Gib Ad-justing Screw Set Screw
270020	18277	Feed Driving Flange with 200333C, 200346C, two each 200369C and 350101C
200333C	18277	Feed Driving Flange Position Screw
200346C	18277	" " " Set Screw
270021	18276	" " Rock Shaft with two 200394C
270022	18276	" " " Center (2)
350277C	18276	" " " " Set Screw (2)
270013	18276	" Lifting Connection
270014	18276	" " " 270013 with 270016
270015	18276	" " " Crank with 200040E
200040E	18276	" " " Pinch Screw
200545C	18276	" " " Hinge Screw
201522E	18276	" " " Nut
270016	18276	" " " Needle Bearing
270023	18277	" " Eccentric with 200382C and 201220C
201220C	18277	Feed Lifting Eccentric Position Screw
200382C	18277	" " " Set Screw
270024	18276	" " Rock Shaft with 52267
270022	18276	" " " Center (2)
350277C	18276	" " " " Set Screw (2)
270025	18277	" Regulating Stud
270026	18277	" " " Spring
240245	18277	" " " Retaining Spring
270045	18283	Knee Lifter Lifting Link
270046	18308	" " " " Connection
200427C	18308	" " " " Set Screw
200293C	18283	" " " " Hinge Screw
270094	18308	" " " Rod
270048	18308	" " " " Connection
200434C	18308	" " " " Set Screw
270049	18308	" " Rock Shaft with 200427C and 200434C
271003	18277	Looper
270031	18277	" Driving Shaft
270032	18277	" " " Ball Bearing
270033	18277	" " " Bushing with 222598
222598	18277	" " " Oil Packing (wick)
200362C	18277	Looper Driving Shaft Bushing Set Screw
270034	18277	" " " Connection Belt Pulley with 202253 and two 200070C
200070C	18277	Looper Driving Shaft Connection Belt Pulley Set Screw
202253	18277	Looper Driving Shaft Connection Belt Pulley Spring Flange
271004	18277	Looper Driving Shaft Gear with 200382C, 201220C and 271006
201220C	18277	Looper Driving Shaft Gear Position Screw

No.	Plate	Name
200382C	18277	Looper Driving Shaft Gear Set Screw
271005	18277	" " " Oil Lead Wire
270038	18308	" " " " Reservoir Cover
270039	18308	" " " " " "
		Gasket
200041X	18308	Looper Driving Shaft Oil Reservoir Cover Screw (6)
270082	18277	Looper Driving Shaft Oil Reservoir Oil Gauge
*271006	-----	Looper Driving Shaft Oil Slinger
271007	18277	" Idler Shaft
271008	18277	" " " Collar with two 50150AL
50150AL	18277	" " " " Set Screw
271009	18277	" " " Needle Bearing
200F	18277	" Set Screw
271010	18277	" Shaft
271011	18277	" " Bushing
271012	18277	" " " 271011 with 271007, 271008, 271010, 271013, two each 271009 and 271014
200917C	18277	Looper Shaft Bushing Position Screw
271013	18277	" " Collar with 200F and 462C
462C	18277	" " " Set Screw
271014	18277	" " Needle Bearing
271027	18283	Needle Bar with 350445F
270124	18283	" " Bushing (lower)
270052	18283	" " " (upper)
200326C	18283	" " " " Set Screw
270053	18283	" " Connecting Link
270054	18283	" " " 270053 with 270043
270055	18283	Needle Bar Connecting Link Guide Block
200054E	18283	" " " " " " "
		Screw (2)
270056	18283	Needle Bar Connecting Link Hinge Stud with 210983
200374C	18301	Needle Bar Connecting Link Hinge Stud Set Screw
270043	18283	Needle Bar Connecting Link Needle Bearing
270100	18283	" " " " Thrust Washer
270057	18283	" " " Stud with 200086C and 202330
202330	18283	Needle Bar Connecting Stud Oil Packing (wick)
200086C	18283	Needle Bar Connecting Stud Pinch Screw
*270099	-----	" " Crank with two 200374C
200333C	18301	" " " Position Screw
200378C	18301	" " " " Check Screw
270058	18283	" " Oiling Felt
350445F	18283	" Set Screw
270059	18283	Presser Bar with 176J

No.	Plate	Name
270060	18283	Presser Bar Bushing
270061	18283	" " Lifter
350442C	18283	" " " Hinge Screw
270062	18283	" " Lifting Releasing Lever Bracket
270095	18283	Presser Bar Lifting Releasing Lever Bracket Spring
270063	18283	Presser Bar Position Guide with 200196E and 350411C
350411C	18283	Presser Bar Position Guide Pinch Screw
270064	18308	" " Spring
350435C	18308	" " " Screw (pressure regulating)
270065	18308	Presser Bar Spring Stud
271015	18279	" Foot
176J	18283	" " Screw
271026	18278	Rotary Take-up (large)
210983	18283	" " " Position Pin
401D	18278	" " " Screw (2)
270067	18302	" " (small) with 350418C
270068	18302	" " " Driving Shaft
270032	18302	" " " " " " Ball Bearing (2)
270069	18302	Rotary Take-up (small) Driving Shaft Connection Belt
270070	18301	Rotary Take-up (small) Driving Shaft Driving Pulley with two each 200363C and 270071
200363C	18301	Rotary Take-up (small) Driving Shaft Driving Pulley Set Screw
270071	18301	Rotary Take-up (small) Driving Shaft Driving Pulley Spring Flange
270072	18302	Rotary Take-up (small) Driving Shaft Pulley with two 200362C
200382C	18302	Rotary Take-up (small) Driving Shaft Pulley Set Screw
270073	18302	Rotary Take-up (small) Hub Cover
350418C	18302	" " " Set Screw
270074	18302	" " " Thread Shearing Block
201253F	18302	Rotary Take-up (small) Thread Shearing Block Screw
270075	18278	Rotary Take-up Guard
200583H	18278	Rotary Take-up Guard Screw (2)
2102	18278	Tension Disc
270076	18283	" Releaser (adjustable)
200132E	18283	" " Screw
32572	18278	" Releasing Disc
270086	18278	" " Pin
13710	18278	" Spring
50304C	18278	" Stud
52098	18278	" " 50304C with 1560C

No.	Plate	Name
50305C	18278	Tension Stud Set Screw
1560C	18278	" Thumb Nut
270087	18278	Tension complete, Nos. 13710, 32572, 52082, 52083, 52098, 270086 and two 2102
270096	18278	Thread Guide
210954	18278	" " (lower)
270077	18283	" " (on needle bar bushing)
200580H	18278	" " Screw
270079	18283	" Pull-off
200196E	18283	" " Set Screw
270080	18278	" Retainer
200355H	18278	" " Set Screw
270125	18278	" Shearing Finger
200056D	18278	" " " Screw
270115	18278	" " " " Washer
52082	18278	" Take-up Spring
52083	18278	" " " Regulator with 50305C
446C	18278	" " " " Set Screw
271022	18279	Throat Plate
691F	18279	" " Screw (2)

Genuine Singer Needles should be used
in Singer Machines.
These Needles and their Containers
are marked with the
Company's Trade Mark "SIMANCO." 1

Needles in Containers marked
"For Singer Machines"
are not Singer made needles. 2

MACHINE No. 410w100
DOUBLE ROTARY DISC TAKE-UP.
HIGH SPEED. LONG ARM. DROP FEED.
SINGLE NEEDLE, SINGLE THREAD CHAIN STITCH.
For Basting Medium and Medium Heavy Fabrics.

Same as Machine No. 410w1 with the following exceptions

No.	Plate	Name
*270251	-----	Arm
*270252	-----	" Shaft
270316	18334	" " 270252 with 200333C, 200362C and 270320
*270254	-----	Bed
270255	18282	Face Plate
200582H	18282	" " Screw (5)
270256	18284	Knee Lifter Lifting Link
270285	18332	" " " " Connection
200363C	18332	" " " " " Set Screw
270257	18332	" " Rock Shaft with 200363C and 200434C
270276	18281	Looper Driving Shaft
271023	18284	Needle Bar with 350445F
270303	18284	" " Bushing (lower)
270261	18284	" " " (upper)
270262	18284	" " Connecting Link
270263	18284	" " " " 270262 with 270266
270264	18284	Needle Bar Connecting Link Guide Block
270265	18284	" " " " Hinge Stud with 210983
270266	18284	Needle Bar Connecting Link Needle Bearing
270305	18284	" " " " Thrust Washer
*270320	-----	" " Crank with two 200374C
200362C	18334	" " " Position Screw Check Screw
270269	18284	Presser Bar with 176J
270270	18284	" " Bushing
270271	18332	" " Spring
271021	18282	Rotary Take-up (large)
270273	18327	" " (small) Driving Shaft
270274	18327	" " " Hub Cover
270283	18282	" " Guard
270277	18284	Tension Releaser (adjustable)
270278	18282	" Releasing Pin
350457C	18282	" Stud
200377C	18282	" " Set Screw
270279	18282	Tension complete, Nos. 1560C, 13710, 32572, 52082, 270278, 270281, 350457C and two 2102
270280	18284	Thread Pull-off
270281	18282	" Take-up Spring Regulator with 200377C

ACCESSORIES

FOR MACHINE NO. 410w1

No.	Plate	Name
50190W	18308	Attachment Thumb Screw
28971	18280	Guide
28972	18280	" Holder
35610	18280	" " Friction Washer
940W	18280	" " " " Screw
120427	18280	" " Shank
51224W	18280	" Thumb Screw
7071	18280	" " " Washer
120428	18280	Guide (adjustable,hinged) complete,Nos. 940W,7071,28971,28972,35610,51224W and 120427
135 X 5	-----	Needles,three each,sizes 19 and 21
228372	18311	Drip Pan with four 3/4 in. wire nails
12361	18280	Machine Hinge Connection (2)
41400	18280	" Rest Pin (wood)
120342	18280	Oiler (copper plated) with 120343
120343	18280	" Spout (3-1/2 in. long)
259477	18280	Screw Driver,5 in. long (moulded handle)

KNEE LIFTER

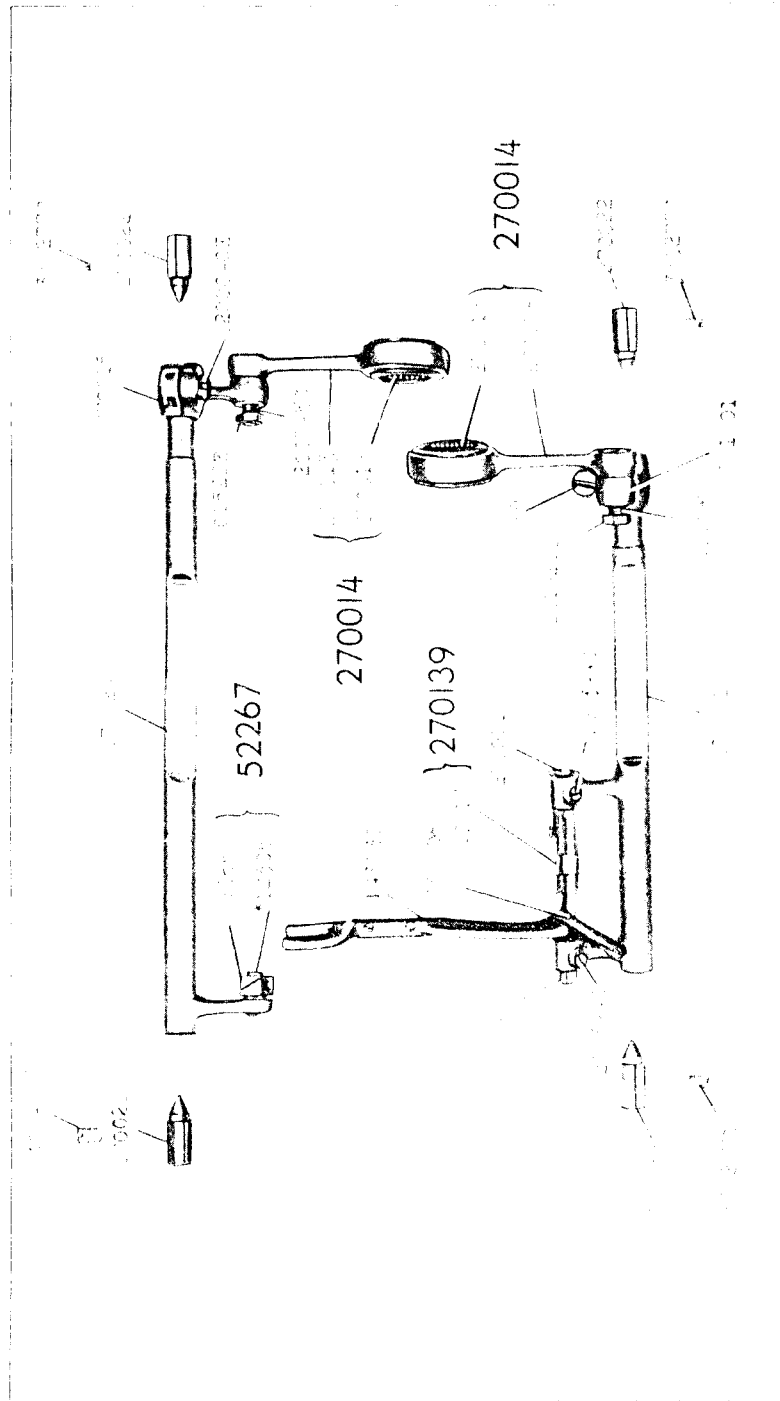
228360	18333	Rock Lever Bracket with 200347C and three wood screws 7/8 in.,No.12
228361	18333	Rock Lever Bracket 228360 with 228359, 228363,228367 and 228386
228359	18333	Rock Lever with two 350231C
228370	18333	" " Extension with 200529C
350231C	18333	" " " " Set Screw
228363	18333	" " Hinge Pin
228364	18333	" " Knee Plate with 350231C
228388	18333	" " " " Arm
350231C	18333	" " " " " Set Screw
350231C	18333	" " " " " Set Screw
228365	18333	" " Rod
200529C	18333	" " " Set Screw
228386	18333	" " Spring
228367	18333	" " Stop Stud
200347C	18333	" " " " Set Screw
228371	18333	Knee Lifter Rock Lever complete,Nos.228361, 228364,228365,228370 and 228388 (Other Knee Lifter parts are listed with parts of machine head)

FOR MACHINE NO. 410w100

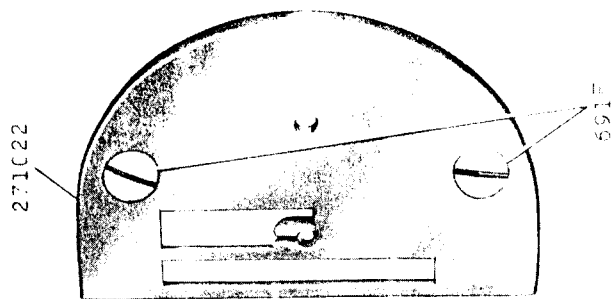
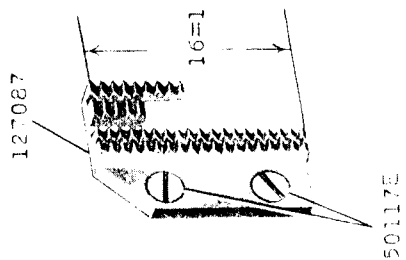

Same as Machine No.410w1 with the following
exceptions

228393	18333	Drip Pan with four 3/4 in. wire nails
--------	-------	---------------------------------------

ILLUSTRATIONS
OF
PARTS



18279


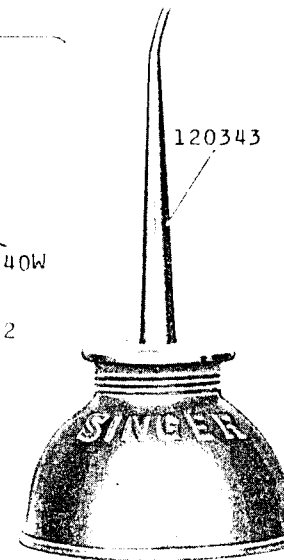
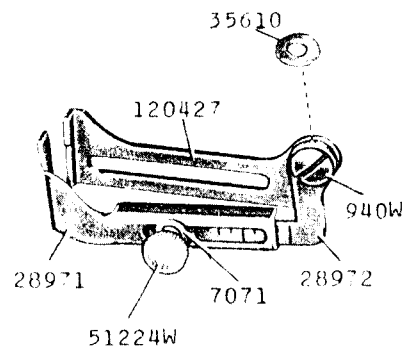


18280 - 1/2

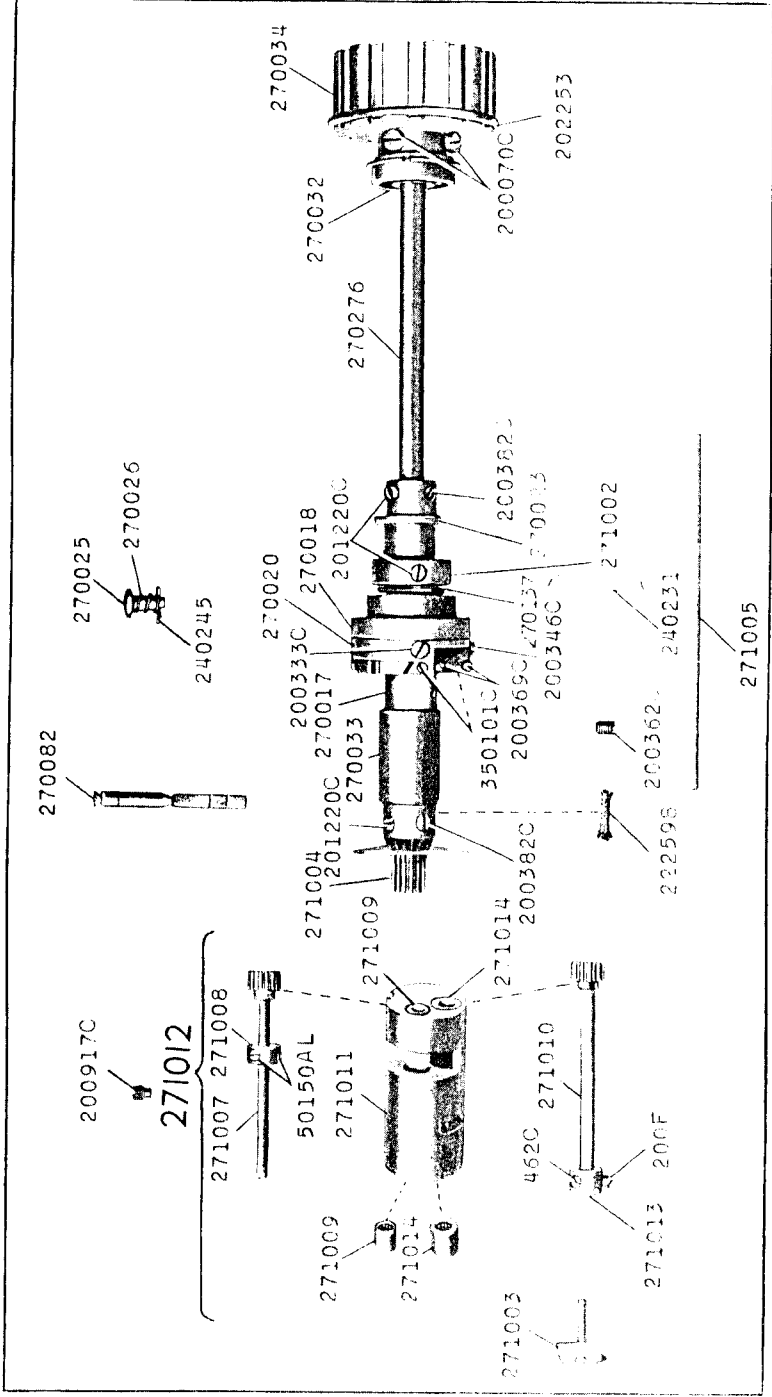


120428

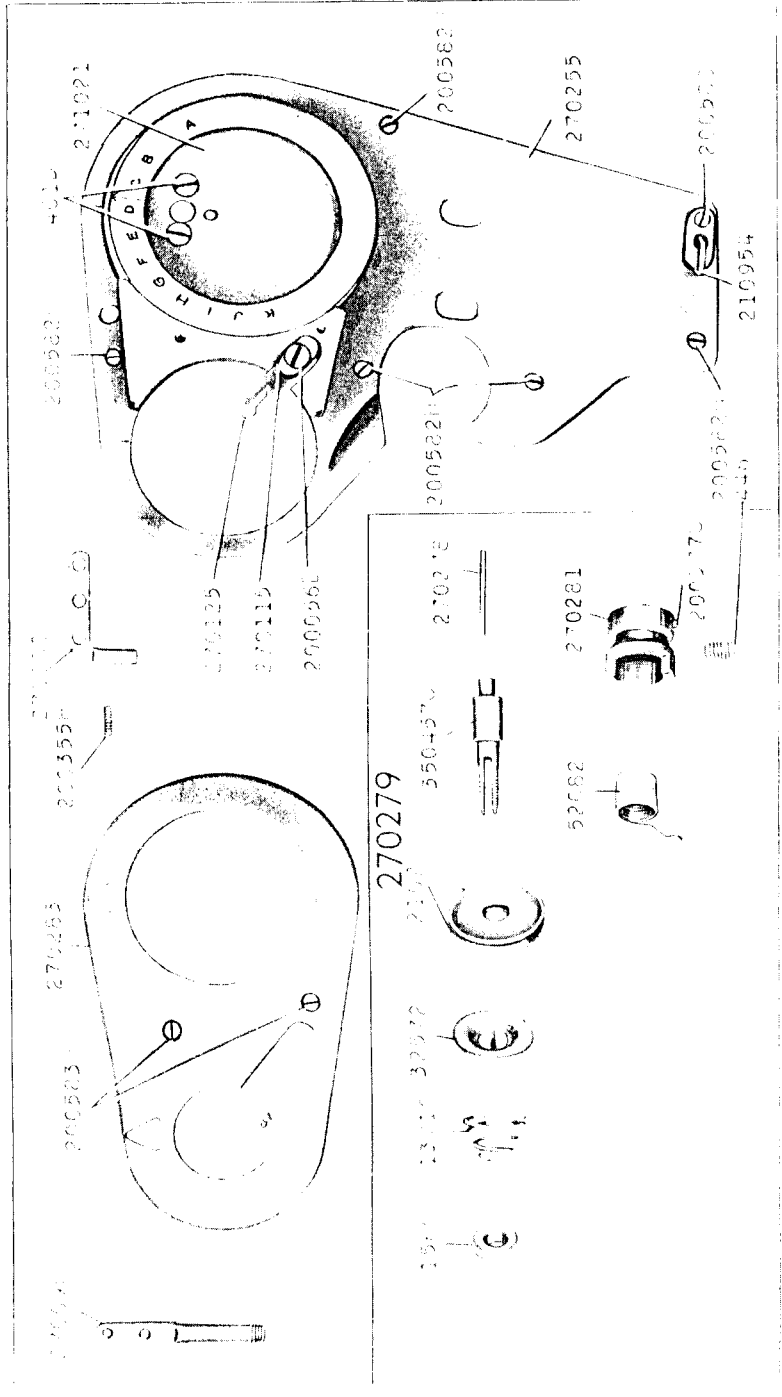
120342



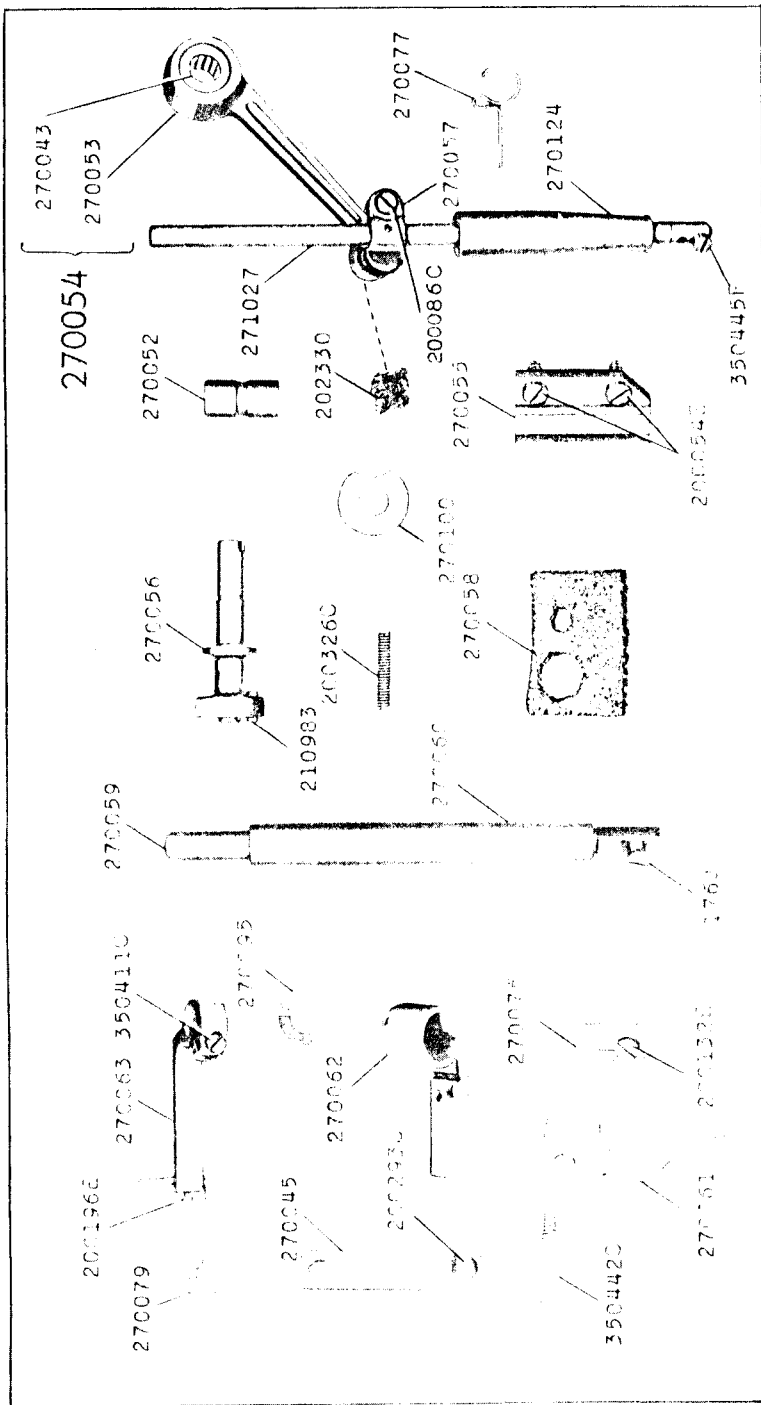
18281 - 3/8



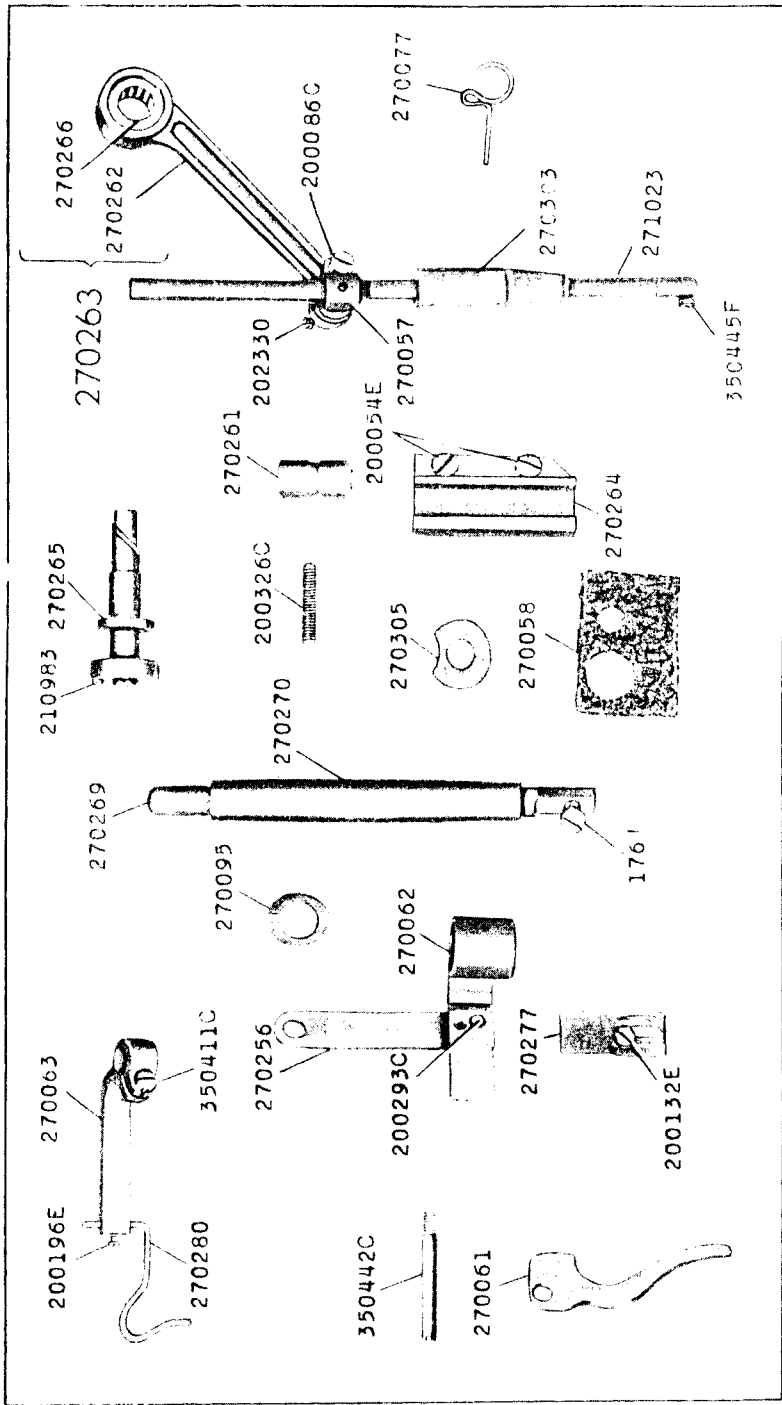
18282 - 1/2



18283 - 1/2



18284 - 1/2



18301 - 3/8

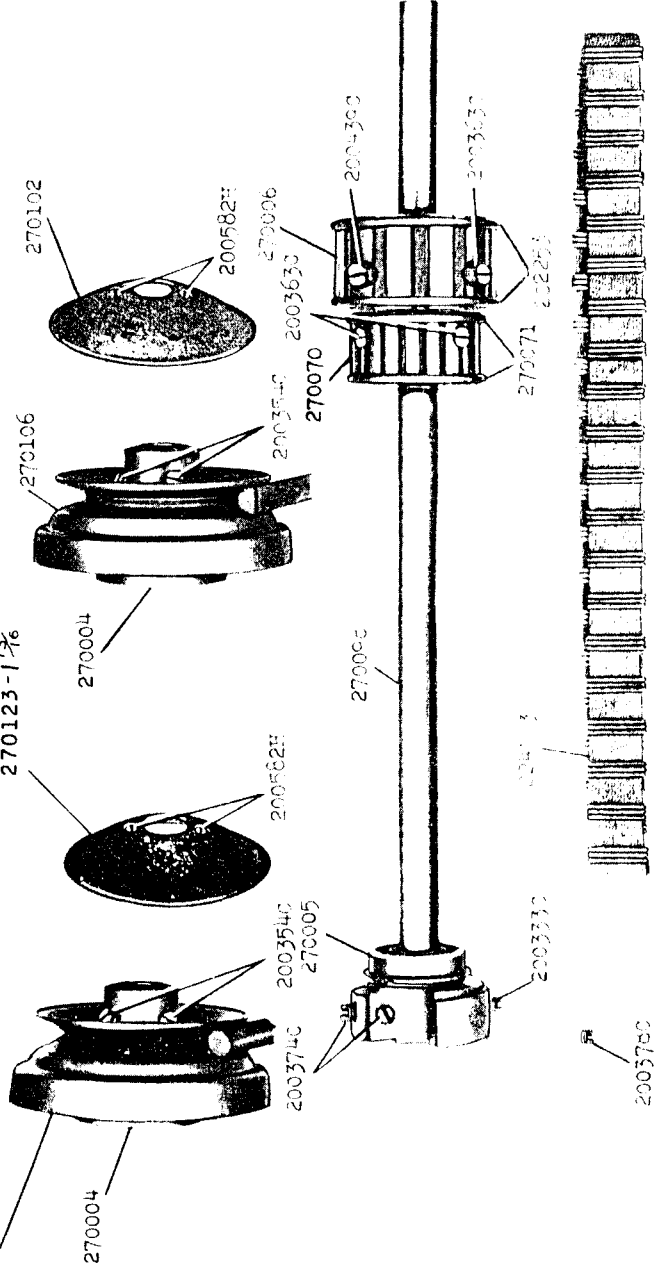
270107

270103 - 2 1/8

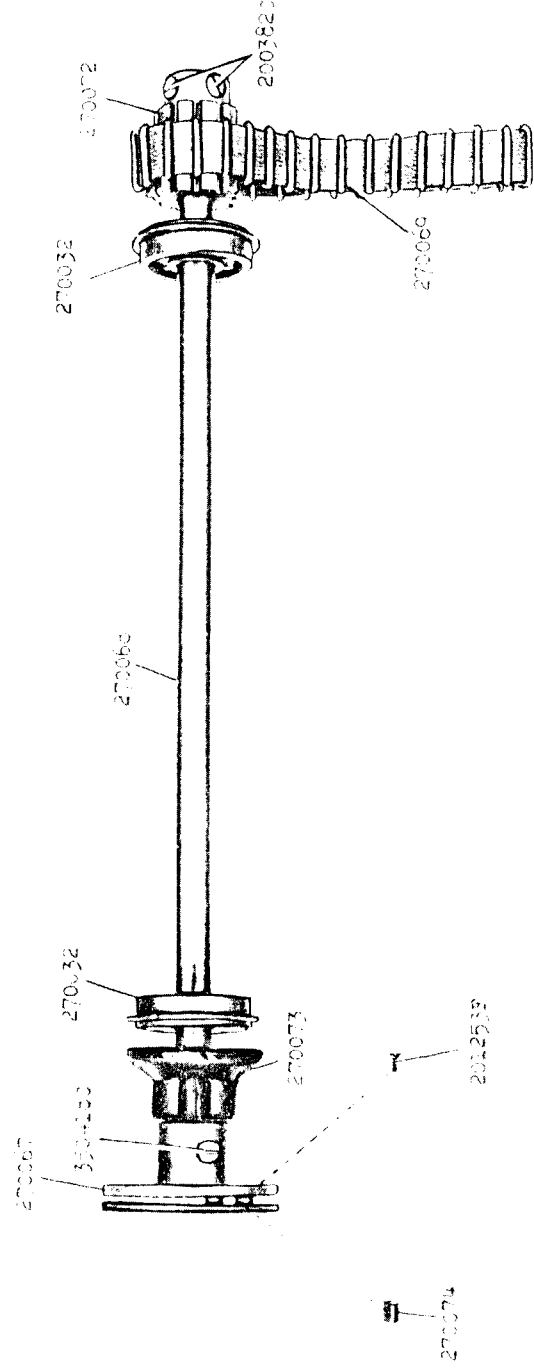
270105 - 1 13/16

270101 - 2 1/8
270104 - 1 3/4

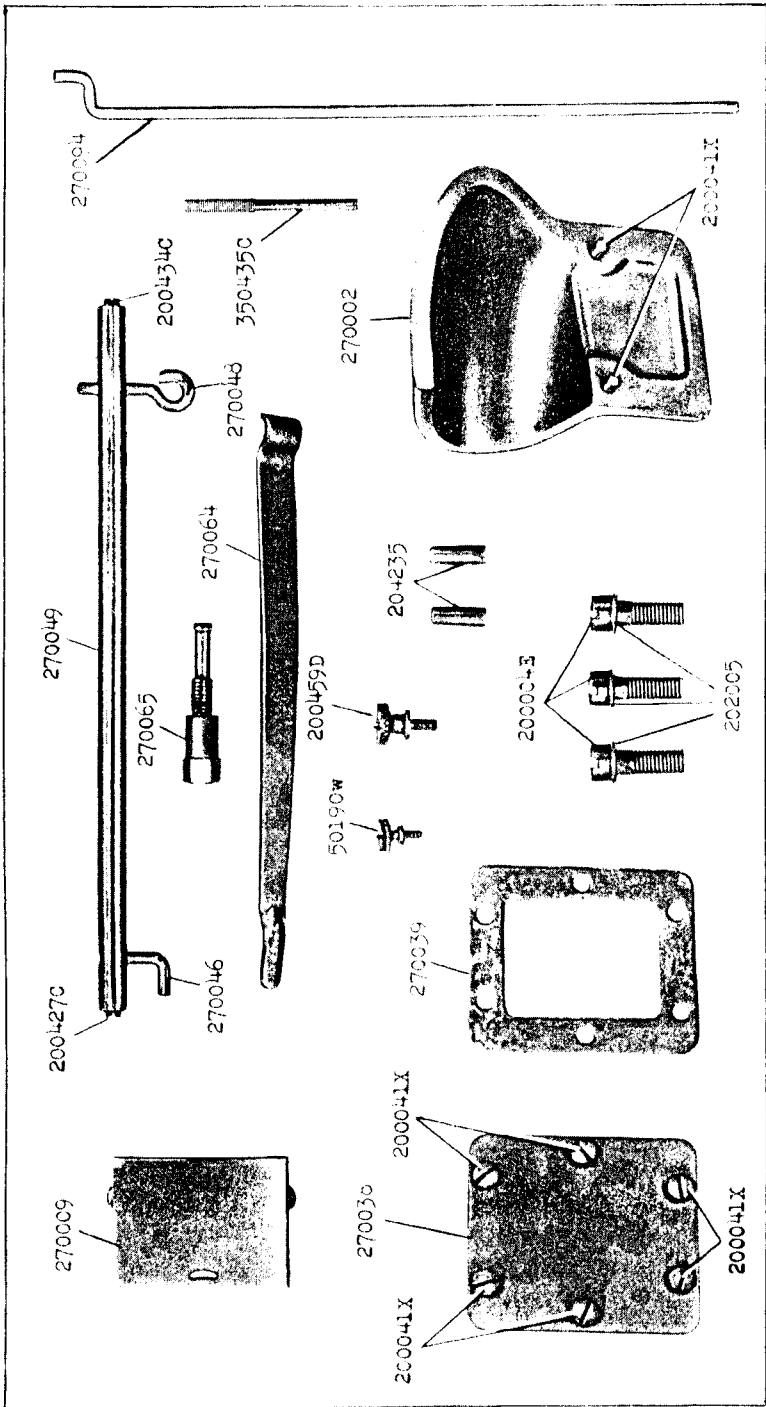
270102 - 2 1/8
270123 - 1 1/4



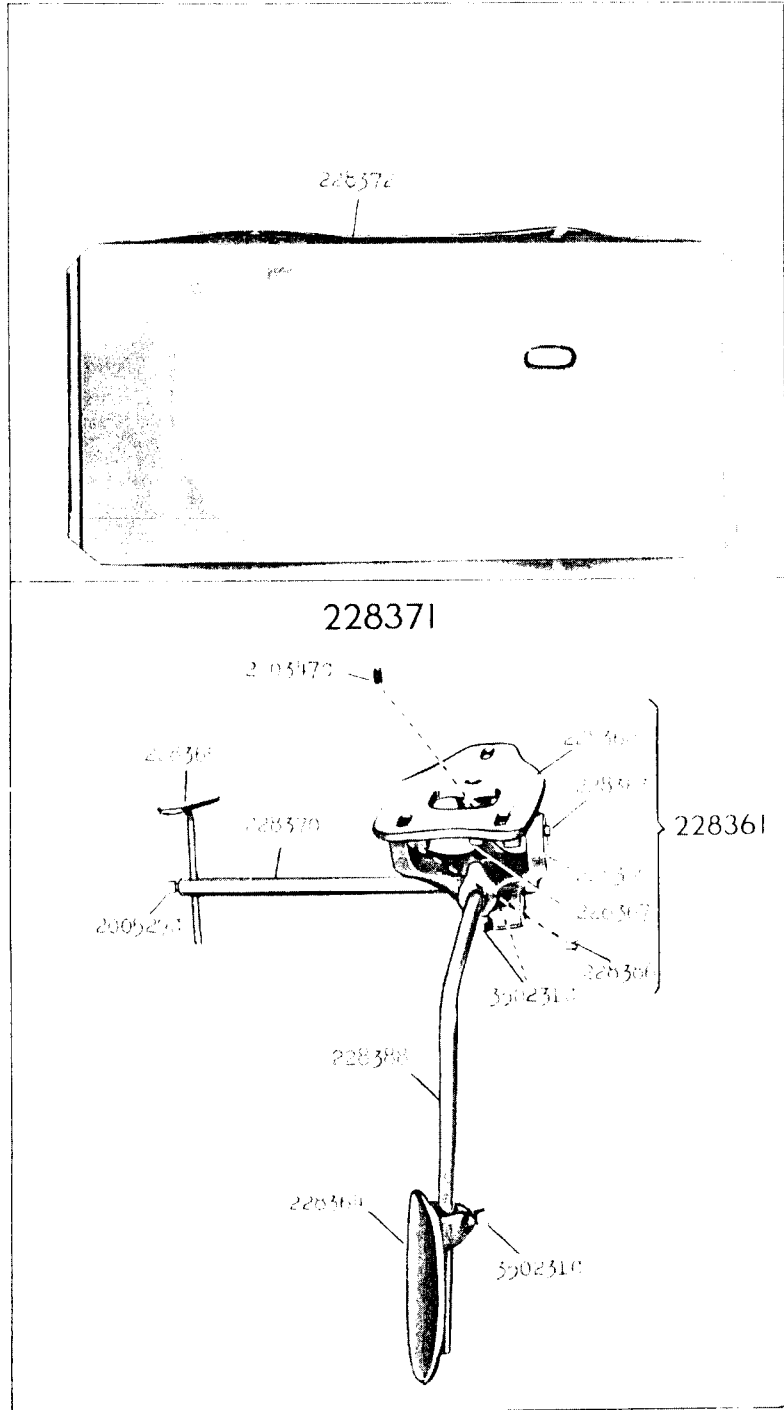
18302 - 1/2



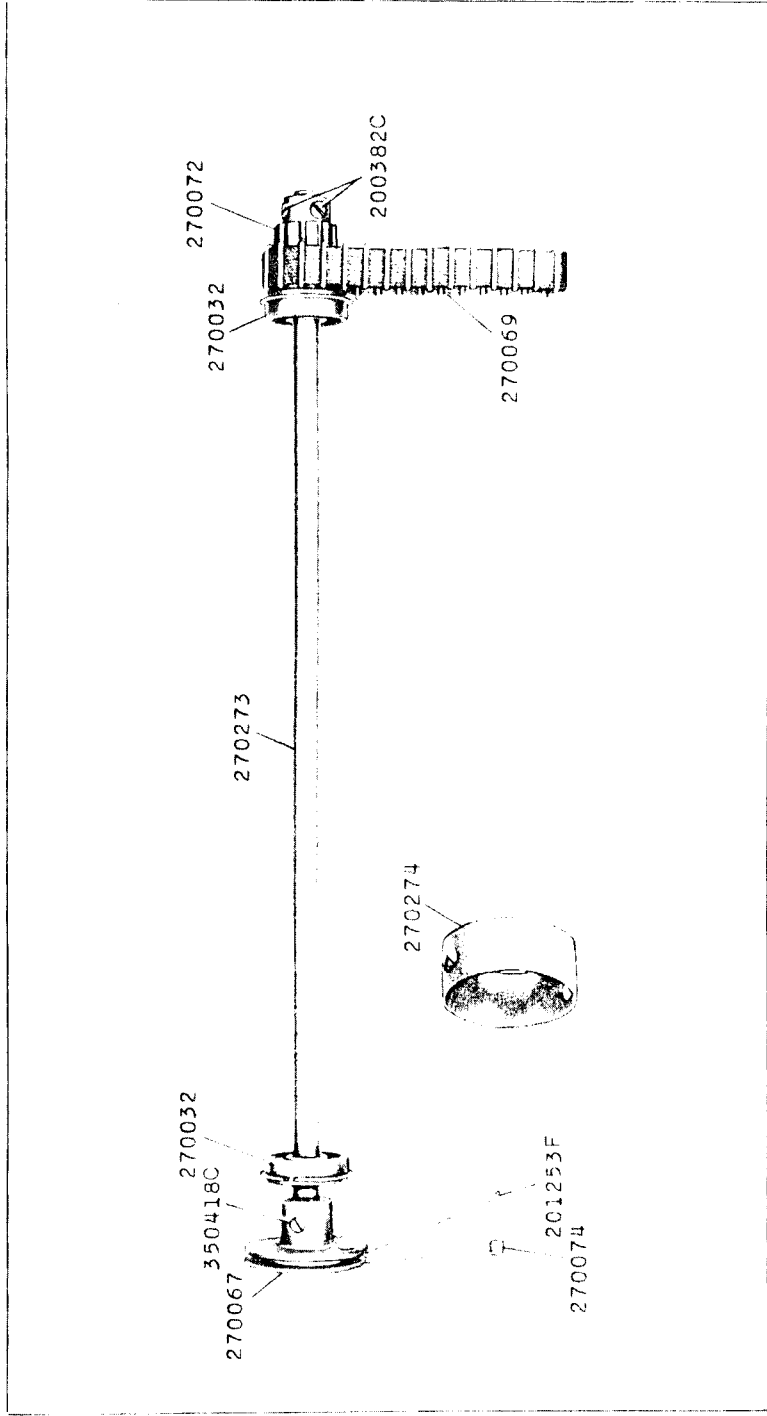
18308 - 3/8



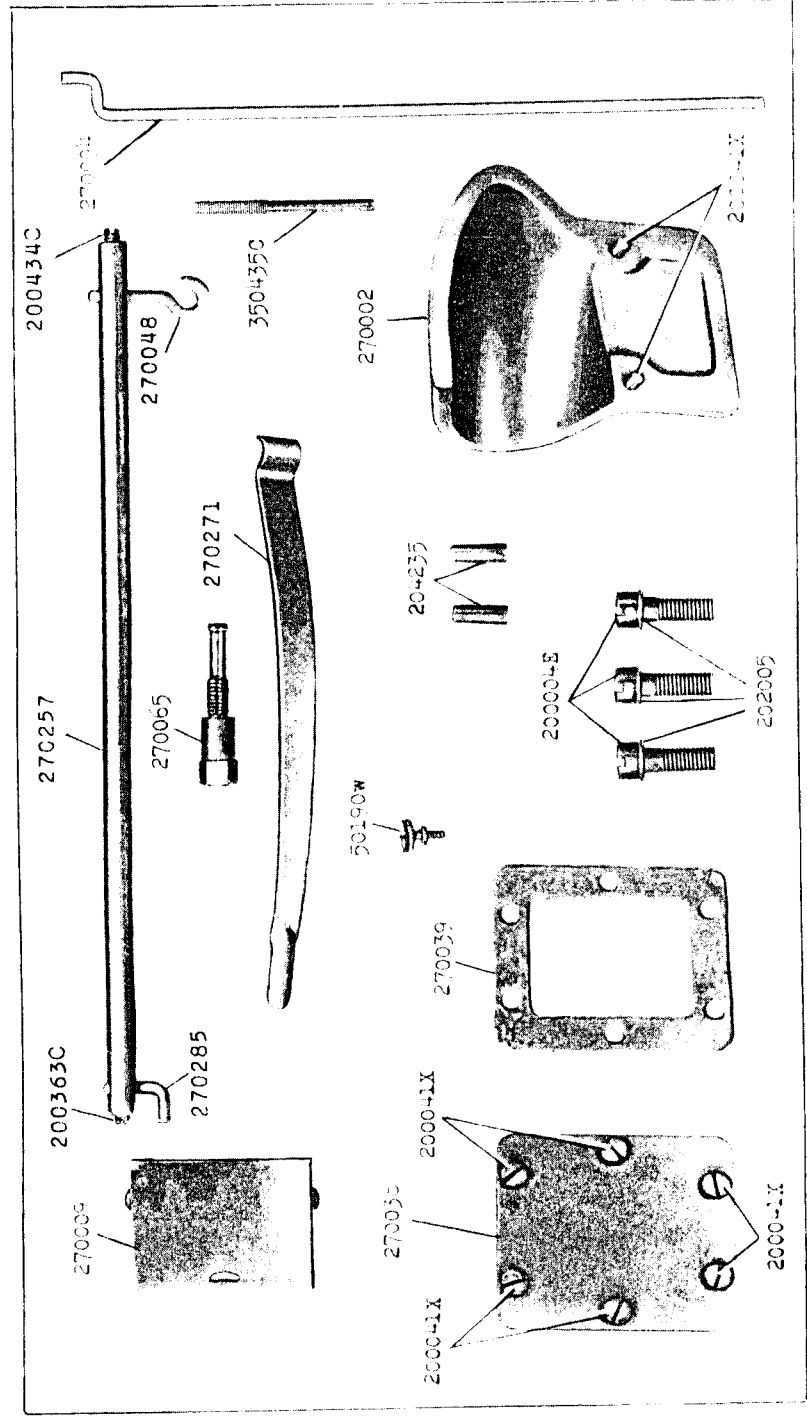
18311 - 1/4



18327 - 3/8


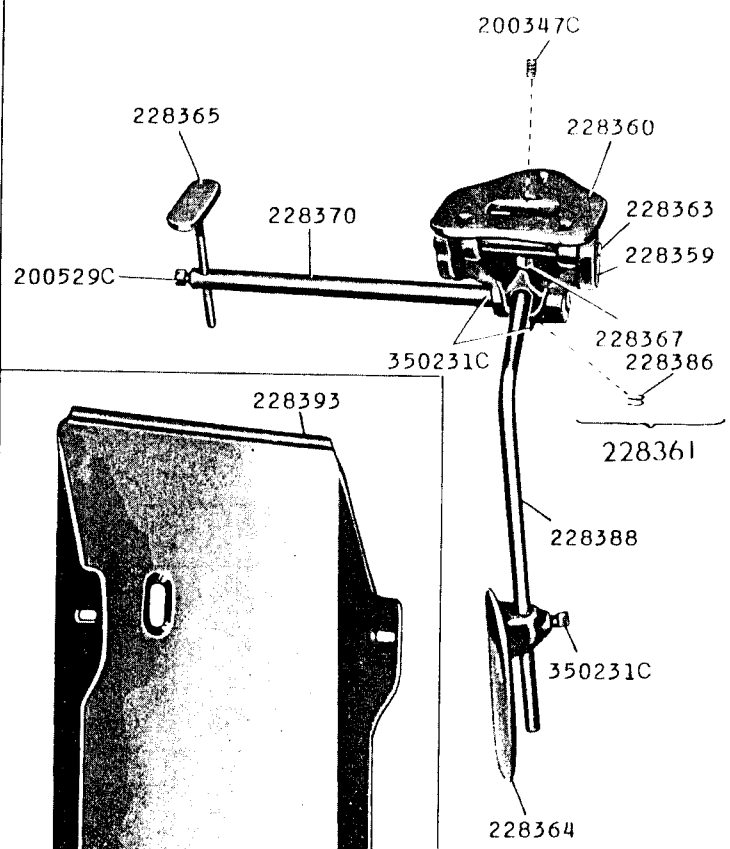


18332 - 3/8



18333 - 1/4

228371



18334 - 3/8

270107

270103 - 2 1/8
 270101 - 2 1/8
 270105 - 1 13/16
 270102 - 2 1/8
 270123 - 1 1/8

