

# PRICE LIST

OF

# PARTS



**MACHINE NO. 103-2**

---

**THE SINGER MANUFACTURING COMPANY**

COPYRIGHT, U. S. A., 1918, BY THE SINGER MANUFACTURING CO.  
ALL RIGHTS RESERVED FOR ALL COUNTRIES.

## INDEX

---

	PAGE
ACCESSORIES.....	15
ATTACHMENTS.....	15
BOBBIN WINDER.....	16
CABINET TRIMMINGS.....	19
KNEE LIFTER.....	17
MACHINE NO. 103-2.....	9
NUMERICAL LIST OF PARTS.....	21
OBSOLETE PARTS.....	20
PRESSER FEET.....	16
STAND.....	18

## LIST OF PARTS COMPLETE

FOR

## MACHINE NO. 103-2

FOR GENERAL WORK IN CLOTH, ROTATING HOOK DRIVEN BY GEARS, DROP FEED, REVERSIBLE, C. S. M. DISTANCE FROM NEEDLE TO BASE OF ARM 22½ C/M, LENGTH OF STITCH ADJUSTABLE FROM 1 TO 5 M/M. FOR HOME MANUFACTURING. THIS MACHINE SUPERSEDES THE 103-1 AND DIFFERS FROM IT IN THE FOLLOWING FEATURES. IT HAS A STRAIGHT ARM SHAFT (HORIZONTAL) AND FEED CAM WITH FEED LIFTING ECCENTRIC IN PLACE OF A CRANK SHAFT. CAST IRON IN PLACE OF STEEL FEED FORKED CONNECTION AND CRANK CONNECTING ROD ALSO ADJUSTABLE IN PLACE OF FLANGED BUSHINGS FOR THE UPRIGHT GEAR AND ROTARY HOOK SHAFTS.

NO.	PLATE	NAME	EACH
*56124	—	Arm.....	\$4 25
4389	6447	“ Dowel Pin.....	02
56002	6447	“ Oil Tube with 29599, for oiling 52022.....	06
56003	6447	Arm Oil Tube with 29599, for oiling 52024.....	06
29599	6447	Arm Oil Tube Packing (felt)..... per 100	25
118e	6448	“ Screw.....	08
56096	6459	“ Shaft (horizontal).....	1 00
56005	6459	“ “ “ Bushing (back) ..	35
56006	6447	“ “ “ “ “ Oil Pad (braided cotton).....	01
446c	6448	Arm Shaft (horizontal) Bushing (back) Set Screw.....	03
56007	6459	Arm Shaft (horizontal) Flanged Bushing (front).....	50
56006	6447	Arm Shaft (horizontal) Flanged Bushing (front) Oil Pad (braided cotton).....	01
435c	6448	Arm Shaft (horizontal) Flanged Bushing (front) Set Screw.....	04
56097	6460	Arm Shaft (horizontal) Gear with two 1036c.....	1 35
56098	6462	Arm Shaft (horizontal) Gear Case (two pieces) with two 647e.....	75

NO.	PLATE	NAME	EACH
56070	6460	Arm Shaft (horizontal) Gear Case Position Pin.....	\$ 01
647E	6448	Arm Shaft (horizontal) Gear Case Screw.....	03
1036C	6442	" " " " Set Screw.....	03
56010	6460	" " (upright).....	50
56099	6460	" " " Bushing (lower).....	35
448C	6442	" " " " " Set Screw.....	03
56100	6460	Arm Shaft (upright) Bushing (upper).....	50
448C	6442	" " " " " Set Screw.....	03
56013	6460	Arm Shaft (upright) Gear (lower) with two 1253C.....	75
1253C	6445	Arm Shaft (upright) Gear (lower) Set Screw.....	03
56101	6460	Arm Shaft (upright) Gear (upper) with two 1253C.....	75
1253C	6445	Arm Shaft (upright) Gear (upper) Set Screw.....	03
56015	6463	Arm Shaft (upright) Oil Tube (lower).....	05
56015	6463	" " " " " (upper).....	05
56016	6435	" Side Cover.....	15
50053B	6448	" " " Thumb Screw.....	10
12403	6447	" Spool Pin and Thread Eyelet.....	05
8879	6463	" " " Washer (cloth).....	01
56017	6435	Balance Wheel, 2½ in. pulley.....	80
*56018	—	Bed.....	4 50
56067B	—	" Slide.....	25
56019B	6436	Bed Slide complete, Nos. 2824, 56067B and two 725J.....	35
2824	6435	Bed Slide Spring.....	05
725J	6448	" " " Screw.....	02
256B	6436	Clamp Stop Motion Clamp Screw.....	30
248A	6448	" " " " Stop Screw.....	02
2020	6436	" " " " Washer.....	05
56020	6436	" " " Flanged Bushing.....	35
50189C	6448	" " " " " Set Screw.....	05
56021	—	Clamp Stop Motion complete, Nos. 248A, 256B, 2020, 50189C and 56020.....	75
56125	6436	Face Plate with 226D and 56086.....	60
190D	6448	" " Screw.....	03
56086	6447	" " Thread Guard.....	02
226D	6447	" " " " Screw.....	02
50190B	6448	" " Thumb Screw.....	10
56023	6462	Feed Bar.....	40
313C	6448	" " Screw Centre.....	04

NO.	PLATE	NAME	EACH
1519E	6448	Feed Bar Screw Centre Nut.....	\$ 03
56102	6462	" Cam and Feed Lifting Eccentric with two 448C.....	50
448C	6442	Feed Cam and Feed Lifting Eccentric Set Screw.....	03
56024	6440	Feed Connecting Link.....	20
375C	6440	" " " Hinge Screw.....	12
1518E	6440	" " " " " Nut.....	04
56025	6441	" Dog.....	40
56088	6461	" " for collars and cuffs.....	40
56090	6461	" " .....	40
50117E	6448	" " Screw.....	02
56103	6462	" Forked Connection.....	75
375C	6440	" " " Hinge Screw.....	12
1518E	6440	" " " " " Nut.....	04
56027	6459	" Lifting Rock Shaft with 1813.....	60
56028	—	Feed Lifting Rock Shaft complete, Nos. 56027 and 56029.....	85
56029	6460	Feed Lifting Rock Shaft Crank with 157E.....	25
157E	6460	" " " " " Clamping Screw.....	04
56104	6459	Feed Lifting Rock Shaft Crank Connecting Rod with 56105 and two 145E.....	65
*56105	—	Feed Lifting Rock Shaft Crank Connecting Rod Cap.....	—
145E	6463	Feed Lifting Rock Shaft Crank Connecting Rod Cap Screw.....	04
375C	6440	Feed Lifting Rock Shaft Crank Connecting Rod Hinge Screw.....	12
1518E	6440	Feed Lifting Rock Shaft Crank Connecting Rod Hinge Screw Nut.....	04
1813	6448	Feed Lifting Rock Shaft Roller and Stud.....	20
50191C	6448	" " " " Screw Centre.....	06
1513J	6448	" " " " " " Nut.....	05
50192E	6440	" Regulating Stud.....	50
56032	6440	" " " Head with 56033.....	30
50193J	6440	" " " " Cap Screw.....	05
56033	6440	" " " " Stop Pin, per 100.....	10
56034	6440	Feed Regulating Stud Lock Pin.....	03
56035	6440	" " " " " Spring.....	02
56036	6440	" Regulator with 1454E.....	75
50194E	6440	" " Screw Stud.....	15
1454E	6440	" " " " Set Screw.....	03
27795	6440	" " " " " Washer (brass)....., per 100	25
56037	6440	Feed Reverse Lever with two 1120C.....	25

NO.	PLATE	NAME	EACH
964D	6440	Feed Reverse Lever Cap Screw.....	\$ 07
56038	6440	" " " Friction Washer....	02
1120C	6440	" " " Set Screw.....	03
56039	6459	" Rock Shaft.....	40
56040	—	Feed Rock Shaft complete, Nos. 29633 and 56039.....	65
29633	6460	Feed Rock Shaft Crank with 157J.....	25
157J	6460	" " " " Clamping Screw.....	04
50191C	6448	" " " Screw Centre.....	06
1513J	6448	" " " " " Nut.....	05
36546	6452	Feller (foot).....	35
50190B	6448	" Thumb Screw.....	10
25878	6449	Guide.....	15
50190B	6448	" Thumb Screw.....	10
36547	6452	Hemmer (foot) $\frac{1}{8}$ in. hem.....	75
36548	—	" " $\frac{3}{16}$ in. hem.....	75
50190B	6448	" Thumb Screw.....	10
56041	6442	Needle Bar (hollow).....	75
52305	6442	" " Bushing (lower) with 29532..	80
1133E	6442	" " " " Set Screw....	02
56042	6442	" " " (upper).....	80
1133E	6442	" " " " Set Screw....	02
24040	6442	" " Connecting Link with 794E..	50
794E	6442	" " " " Adjusting Screw.....	05
775E	6442	Needle Bar Connecting Link Cap Screw..	06
24041	6442	" " " Stud with 207E..	35
207E	6442	" " " " Clamping Screw.....	02
56043	6459	Needle Bar Crank with 858c, 1036c, 1259c and 50195c.....	80
50195c	6448	Needle Bar Crank Position Screw.....	08
858c	6448	" " " Set Screw.....	03
29532	6442	" " Oil Cup.....	03
52305	6442	" " Thread Guard.....	10
229D	6442	" " " " Screw.....	02
56044	6442	" Clamp with 50203E.....	25
50203E	6442	" " Screw.....	03
12391	6459	Presser Bar (hollow).....	80
20059	6443	" " Guide Bracket with 453c....	35
453c	6443	" " " " Set Screw....	02
52046	6443	" " Lifter.....	20
1058c	6443	" " " Screw.....	10
1520E	6443	" " " " Nut.....	03
56045	6443	" " Lifting and Releasing Lever Bracket.....	50
56046	6462	Presser Bar Spring.....	05

NO.	PLATE	NAME	EACH
11170	6443	Presser Bar Spring Washer.....	\$ 01
56047	6444	" Foot, for general work.....	45
56083	6444	" " (double toe) for general work	45
56048	6444	" " for edge stitching.....	40
50190B	6448	" " Thumb Screw.....	10
1082J	6448	Pressure Regulating Thumb Screw.....	20
56049	6445	Rotating Hook with 52347 and two each 1253c and 50151D.....	2 50
55623	6445	Rotating Hook Bobbin.....	05
55624	6445	" " " Case Latch.....	10
55625	6445	" " " " " Lever	10
2974	6445	" " " " " " "	
		Fulcrum Pin.....per 100	10
2975	6445	Rotating Hook Bobbin Case Latch Spring.....	02
592E	6445	Rotating Hook Bobbin Case Latch Stop Screw.....	02
52312	—	Rotating Hook Bobbin Case Hinge, Nos. 2974, 55624 and 55625.....	25
52364	6445	Rotating Hook Bobbin Case Delivery Eye Thread Guard.....	10
52342	6445	Rotating Hook Bobbin Case Delivery Eye Thread Guard Rivet.....	01
50093F	6445	Rotating Hook Bobbin Case Tension Regulating Screw.....	02
52343	6445	Rotating Hook Bobbin Case Tension Spring.....	10
1380D	6445	Rotating Hook Bobbin Case Tension Spring Screw.....	02
52365	6445	Rotating Hook Bobbin Case complete, Nos. 592E, 1380D, 2975, 50093F, 52312, 52343, 52364 and two 52342.....	75
52345	6445	Rotating Hook Bobbin Case Holder.....	1 75
52346	6445	" " " " " Position Bracket.....	60
704J	6445	Rotating Hook Bobbin Case Holder Position Bracket Screw.....	04
52347	6445	Rotating Hook Section.....	75
50151D	6445	" " " Screw.....	02
1253c	6445	" " Set Screw.....	03
56050	6462	" " Shaft.....	60
56106	6460	" " " Bushing (back)....	50
52045	6445	" " " " " Pack- ing (cotton).....	01
447c	6445	Rotating Hook Shaft Bushing (back) Set Screw.....	03
56107	6460	Rotating Hook Shaft Bushing (front)	50

NO.	PLATE	NAME	EACH
52045	6445	Rotating Hook Shaft Bushing (front) Packing (cotton).....	\$ 01
50145c	6445	Rotating Hook Shaft Bushing (front) Set Screw.....	05
56013	6460	Rotating Hook Shaft Gear with two 1253c.....	75
56108	6462	Rotating Hook Shaft Gear Case (two pieces) with 121E.....	35
121E	6448	Rotating Hook Shaft Gear Case Screw.....	06
1253c	6445	" " " " Set Screw.....	03
56053	6443	Slack Thread Regulator.....	30
225F	6443	" " " Adjusting Screw.....	03
56054	6462	Spool Holder Base.....	15
389D	6448	" " " Screw.....	04
204296	6462	" " " Wire.....	10
200079H	6448	" " " Hinge Screw.....	02
56055	6462	Spool Holder complete, Nos. 56054, 200079H and 204296.....	25
2102	6446	Tension Disc.....	05
1560B	6446	" Regulating Thumb Nut.....	04
32572	6446	" Releasing Disc.....	05
56056	6446	" " Lever.....	20
12398	6446	" " " Hinge Pin.....	01
12329	6446	" " " Spring.....	02
56057	6446	" " Pin.....	03
2103	6446	" Spring.....	03
50196C	6446	" Stud.....	12
440C	6446	" " Set Screw.....	03
36555	6446	Thread Cutter and Holder.....	05
56084	6446	" Guard (front of arm).....	03
808F	6446	" " Set Screw.....	03
210958	6463	" Retaining Collar.....	08
210993	6463	" " Sleeve.....	05
52398	6463	" " Spring.....	01
52378	6463	" " Stud.....	07
460C	6446	" " " Set Screw.....	02
52379	—	Thread Retainer complete, Nos. 52378, 52398, 210958 and 210993.....	20
52339	6442	Thread Take-up Crank.....	80
1036C	6442	" " " Position Screw.....	03
1259C	6442	" " " Set Screw.....	03
52022	6442	" " Lever.....	40
52023	6442	" " " Hinge Pin.....	05
52024	6442	" " " Link.....	25
56059	6442	" " " " Hinge Pin.....	15
448C	6442	" " " " " " Set Screw.....	03

NO.	PLATE	NAME	EACH
52025	—	Thread Take-up Lever complete, Nos. 52022 to 52024.....	\$ 75
56060	6446	Thread Take-up Spring.....	03
56061	—	" " " Disc.....	03
56062	6446	" " " " 56061 with 56063.....	05
56063	6446	Thread Take-up Spring Disc Steady Pin.....	02
56064	6446	" " " Thread Guard.....	05
56065	6441	Throat Plate, large needle hole, for 56025.....	50
56066	—	Throat Plate, small needle hole, for 56025.....	50
56089	6461	Throat Plate for 56088.....	50
56092	6461	" " large needle hole, for 56090.....	50
56091	—	Throat Plate, small needle hole, for 56090.....	50
691A	6448	Throat Plate Screw.....	04
56087	6455	Drip Pan with four 1 in. wire nails.....	25

## ACCESSORIES

NO.	PLATE	NAME	EACH
36569	6457	Oiler with 36571.....	\$ 05
36570	—	" 36569, filled with oil.....	08
36571	6457	" Spout, 1¾ in. long, with 36807.....	01
36807	6463	" " Washer (leather).....	01
26026	6457	Screw Driver (large).....	10
26485	6457	" " (small).....	05

## ATTACHMENTS

NO.	PLATE	NAME	EACH
36559	6451	Hemmer (adjustable).....	\$1 00
36554	6452	Presser Foot (narrow).....	45
36633	6464	Ruffler Driving Lever.....	07
36634	6464	" " " Friction Washer.....	01
36635	6464	" " " Hinge Stud.....	03
36636	6464	" Frame.....	15
36637	6464	" " Spring Plate.....	03
36638	6464	" Ribbon Guide.....	02
240B	6464	" " Screw.....	02
36639	6464	" Ruffling Blade.....	03
36640	6464	" " " Holder.....	07
36641	6464	" " " " Guide.....	10

## ATTACHMENTS

NO.	PLATE	NAME	EACH
36642	6464	Ruffler Ruffling Blade Holder Guide Rivet.....per 100	\$ 50
26770	6464	Ruffler Ruffling Blade Holder Hinge Stud	01
36643	6464	“ “ “ Lever with 620F and 50236B.....	15
620F	6464	Ruffler Ruffling Blade Lever Adjusting Screw.....	02
50236B	6464	Ruffler Ruffling Blade Lever Adjusting Thumb Screw.....	06
26092	6464	Ruffler Ruffling Blade Rivet (furnished for repairs).....per 100	15
36644	6464	Ruffler Separating Blade.....	03
36645	6464	“ “ “ “ Holder.....	10
36646	6464	“ “ “ “ Friction Spring.....	03
36647	6464	Ruffler Separating Blade Holder Hinge Stud.....per 100	50
36648	6464	Ruffler Separating Blade Holder Stop Stud per 100.....	50
26092	6464	Ruffler Separating Blade Rivet (furnished for repairs).....per 100	15
36560	6451	Ruffler complete, Nos. 240B, 26770 and 36633 to 36648.....	85
36561	6450	Tucker.....	1 00

## PRESSER FEET

NO.	PLATE	NAME	EACH
36549	6453	Presser Foot with two each 662D and 36550, for braiding.....	\$ 55
36550	6453	Presser Foot Braid Guide.....	02
662D	6453	“ “ “ “ Screw.....	02
36551	6453	“ “ for cording.....	75
36552	6453	“ “ “ gathering.....	1 00

## BOBBIN WINDER

(SWINGING AUTOMATIC, LEFT HAND)

NO.	PLATE	NAME	EACH
41728	6454	Base.....	\$ 35
15072	6447	Bobbin Position Pin.....per 100	10
41698	6454	Frame with 465c.....	25
34105	6454	“ Hinge Pin.....	05
465c	6448	“ “ “ Set Screw.....	02
41699	6454	“ Spring.....	05

## BOBBIN WINDER

17

NO.	PLATE	NAME	EACH
41700	6454	Pulley.....	\$ 15
41815	6454	Spindle with 15072, for bobbin.....	15
41816	6454	“ for spool.....	10
41817	—	“ 41815 with 41816.....	25
41729	6454	Stop Latch.....	10
34105	6454	“ “ Hinge Pin.....	05
2269	6447	“ “ Pin.....	01
41730	6454	“ “ Tripping Arm with 171D.....	10
171D	6448	“ “ “ Clamping Screw.....	03
41707	6454	Tension Bracket.....	10
41708	6454	Tension Bracket complete, Nos. 8422, 10107, 41707, 41709 and two 10106... ..	20
219B	6448	Tension Bracket Screw.....	02
10106	6447	“ Disc.....	03
10107	6447	“ Spring.....	01
41709	6447	“ Stud.....	03
8422	6447	“ Thread Guide.....	01
41731	6454	Bobbin Winder, Nos. 2269, 41698 to 41700, 41728 to 41730, 41817 and two 34105... ..	1 35
41732	—	Bobbin Winder (swinging automatic, left hand) complete, Nos. 41708 and 41731... ..	1 55
135D	6448	Bobbin Winder Screw.....	05
20437	6447	“ “ “ Washer.....	03

## KNEE LIFTER PARTS

NO.	PLATE	NAME	EACH
5596	6457	Bell Crank.....	\$ 05
56072	6457	“ “ Bracket.....	08
178E	6448	“ “ “ Screw.....	03
5601	6447	“ “ Hinge Pin.....	01
56073	6443	“ “ Spring.....	02
56074	6457	Bell Crank complete, Nos. 5596, 5601, 56072 and 56073.....	20
56075	6462	Lifting Lever.....	20
52028	6462	“ “ Connecting Rod.....	10
12416	6443	“ “ “ “ Joint.....	08
76D	6448	“ “ “ “ “ Hinge Screw.....	06
1521E	6448	Lifting Lever Connecting Rod Lock Nut.....	03
802D	6448	“ “ Hinge Screw.....	10
56076	6443	“ “ Link.....	10
56077	6443	“ “ “ Rivet.....per 100	10
56071	6443	Presser Bar Lifting and Releasing Lever Bracket with 56076 and 56077.....	60

NO.	PLATE	NAME	EACH
2763	6455	Rock Shaft.....	\$ 10
56078	6455	" " Hanger with two wood screws 1 in. No. 10.....	08
56079	6455	Rock Shaft Knee Arm with 356c.....	30
	356c 6448	" " " " Set Screw.....	06
56080	6455	" " Lifting Arm with 356c.....	15
	356c 6448	" " " " Set Screw.....	06
56081	6455	Rock Shaft complete, Nos. 2763, 56079, 56080 and two 56078.....	70
56082	—	Knee Lifter complete, Nos. 76D, 802D, 1521E, 12416, 52028, 56071, 56074, 56075, 56081 and two 178E.....	1 55

## STAND

### ROCKING TREADLE, BALL BEARING PITMAN

NO.	PLATE	NAME	EACH
46546	6465	Band Wheel, 18 in. diam., with 972c....	\$1 40
46519	6465	" " Crank.....	15
46520	—	Band Wheel Crank and Pitman (ball bearing) complete, Nos. 1520E, 1670E, 25361, 25371, 46506 to 46509, 46519, 46523, 46655 and six 25362.....	1 45
	296c 3826	Band Wheel Crank Screw Centre.....	10
	1507J 3826	" " " " " Nut....	05
	972c 3826	" " Set Screw.....	08
46547	—	Belt, size ¼ in., length 73¾ in., with 25127	25
25127	3826	" Hook.....	01
46533	6466	Brace with 296c, two 297c and three 1507J	1 45
	748E 3826	" Screw.....	08
82973	6466	Leg (left).....	1 60
25386	6466	" (right) with two each 25068 and 25069.....	1 80
25068	6457	Leg (right) Roller.....	05
25069	6457	" " " Pin.....	01
25362	3826	Pitman Ball, size ¾ in..... per 100	80
46506	3826	" " Bearing Adjusting Screw Ring.....	15
46507	3826	Pitman Ball Bearing Adjusting Screw Ring Locking Washer (brass)... per 100	25
46508	3826	Pitman Ball Bearing Ring.....	10
46509	3826	" " Case.....	25
46655	3826	" " Separator.....	05
46523	6465	" Rod with 25360.....	15
*25360	—	" " Ball.....	10

NO.	PLATE	NAME	EACH
25371	3826	Pitman Rod Ball Bushing.....	\$ 15
25361	3826	" " " Screw Bearing.....	10
	1670E 3826	" " " " " Nut....	05
	1520E 3826	" " Lock Nut.....	03
46524	6465	Treadle.....	65
	297c 3826	" Screw Centre.....	10
	1507J 3826	" " " Nut.....	05
25086	6465	Wrench for 1507 and 1670.....	10
25200	6465	" " 972.....	10
83042	—	Stand (iron work) rocking treadle, ball bearing pitman, complete, Nos. 25386, 46520, 46524, 46533, 46546, 46547, 82973 and four each 748E and wood screws 1 in. No. 12.....	—

## CABINET TRIMMINGS

NO.	PLATE	NAME	EACH
87428	6456	Cover Hook.....	\$ 04
87372	6456	" " Cup Catch.....	04
56251	6456	" Lock.....	10
28297	6456	" " Cup Catch (nickeled).....	05
28077	6456	" " Escutcheon (nickeled).....	02
28233	6456	" " Key (steel).....	05
87368	6456	Drawer Lock with two wood screws ¾ in. No. 3.....	12
28077	6456	Drawer Lock Escutcheon (nickeled).....	02
28233	6456	" " Key (steel).....	05
28079	6457	End Leaf Hinge.....	03
25168	6465	" " Support Bracket.....	10
25169	6465	" " " Lever.....	15
25143	6456	" " " " Hinge Pin.....	01
25057	6465	End Leaf Support complete, Nos. 25143, 25168, 25169 and two wood screws ¾ in. No. 7.....	25
50199B	6456	Machine Hinge Bolt.....	15
	1727E 6456	" " " Nut.....	03
	2807 6456	" " " Washer.....	01
	8294 6456	" " Connection.....	06
	8295 6456	" " " Hinge Pin... ..	01
	56068 —	" " Nos. 8294, 8295 and 50199B.....	21
56069	—	Machine Hinge complete, Nos. 1727E, 2807 and 56068.....	25



## CABINET TRIMMINGS

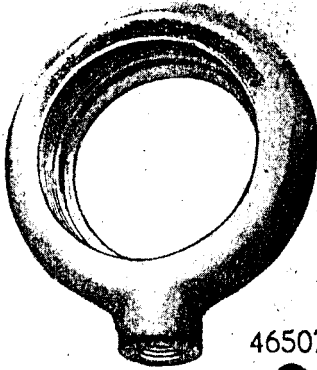
NO.	PLATE	NAME	EACH
28298	6457	Machine Latch with 8419 and wood screw 3/4 in. No. 10, R. H. B. ....	\$ 10
8419	6456	Machine Latch Washer (leather), per 100	50
20022	6443	" Rest (felt) .....	02

**OBSOLETE PARTS**


NO.	PLATE	NAME	EACH
*56001	—	Arm. ....	\$4 25
56085	6458	Face Plate with 226b and 56086. ....	60
56058	6447	Thread Guard (front of arm) .....	01
12400	6446	" Retainer Sleeve .....	05
12401	6446	" " Spring .....	01
12402	6446	" " Stud .....	07
12399	—	Thread Retainer complete, Nos. 12400 to 12402, use 52379. ....	15

PLATE 3826—FULL SIZE


46509



46506



46508




46507



25362



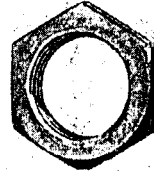
46655




1520



1670



25371



25361



972




25127



296



748



297



1507

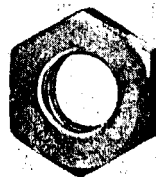


PLATE 6436—ONE-HALF SIZE

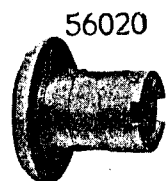



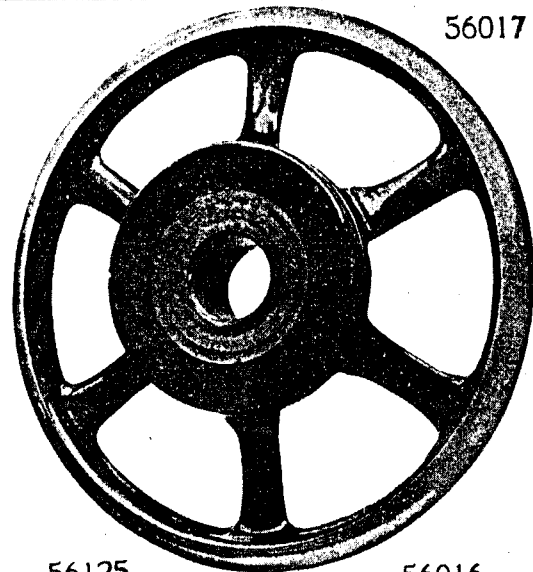


PLATE 6440—FULL SIZE


56024



375




56036



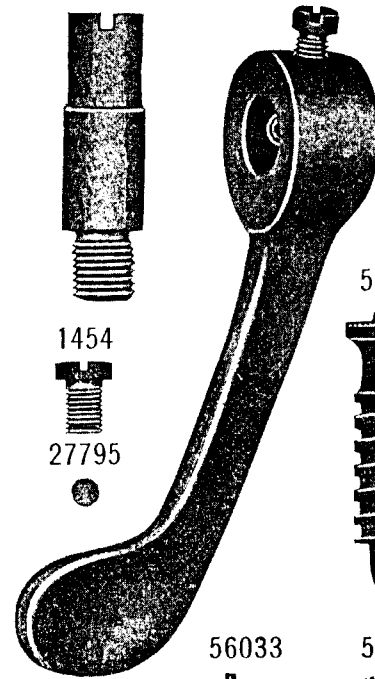
1518



50194




56037



1120



56038



1454



27795



50192



964




56035 56034



56033



56032



50193



PLATE 6441—FULL SIZE




PLATE 6442—FULL SIZE

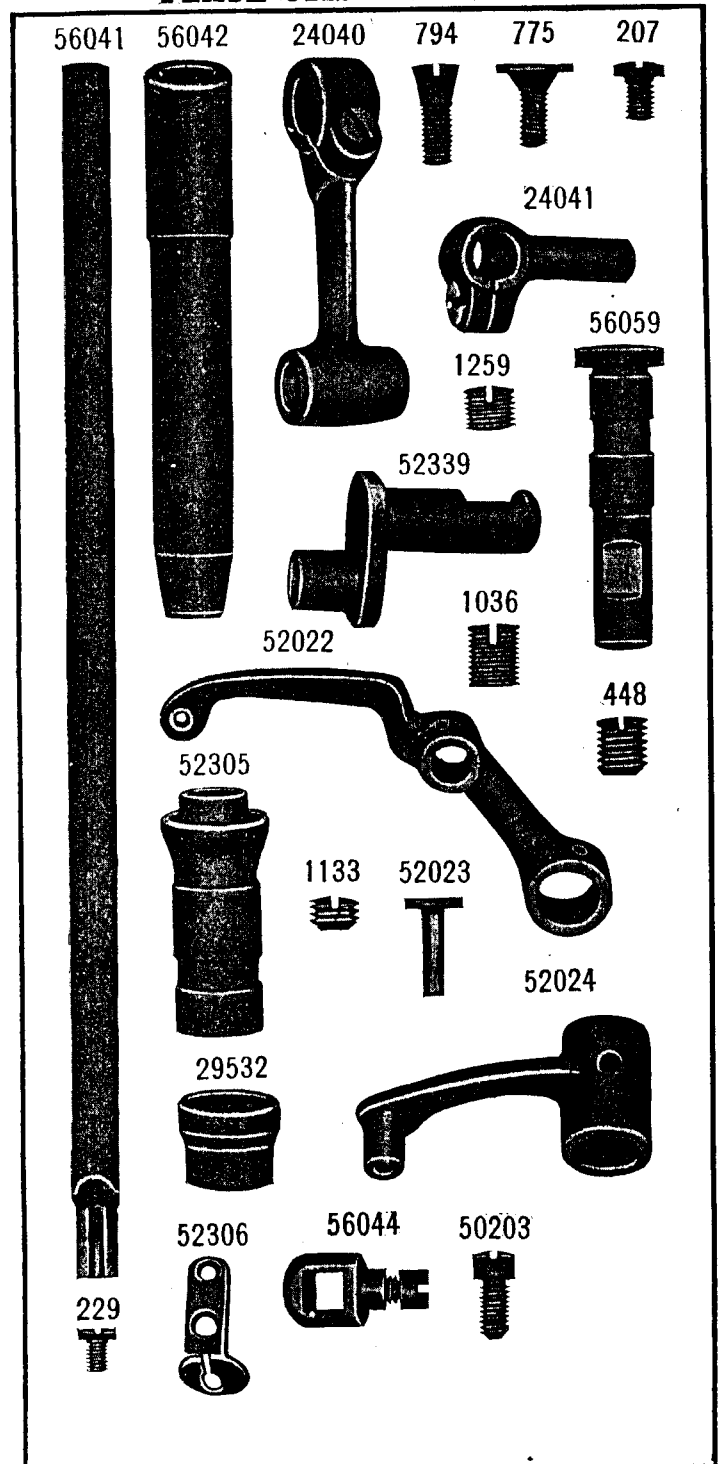


PLATE 6443—FULL SIZE

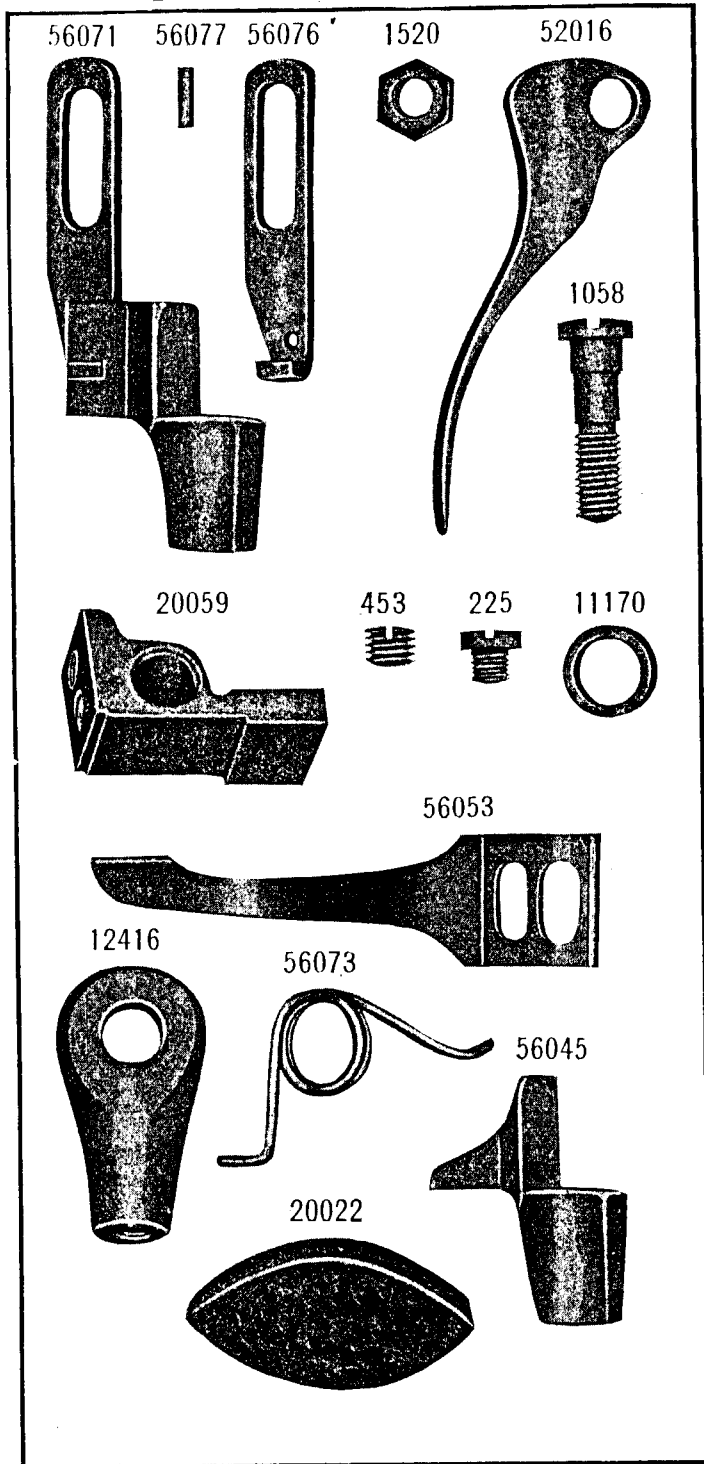
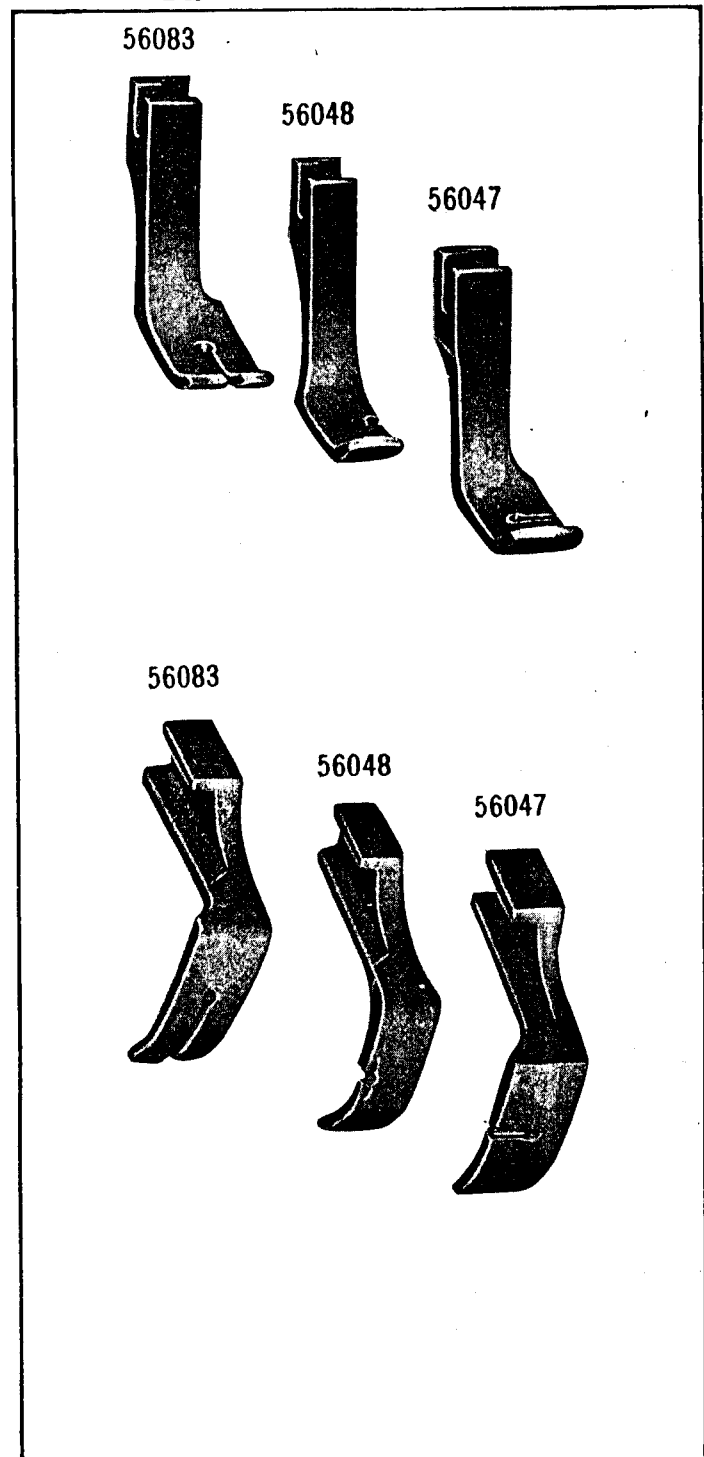
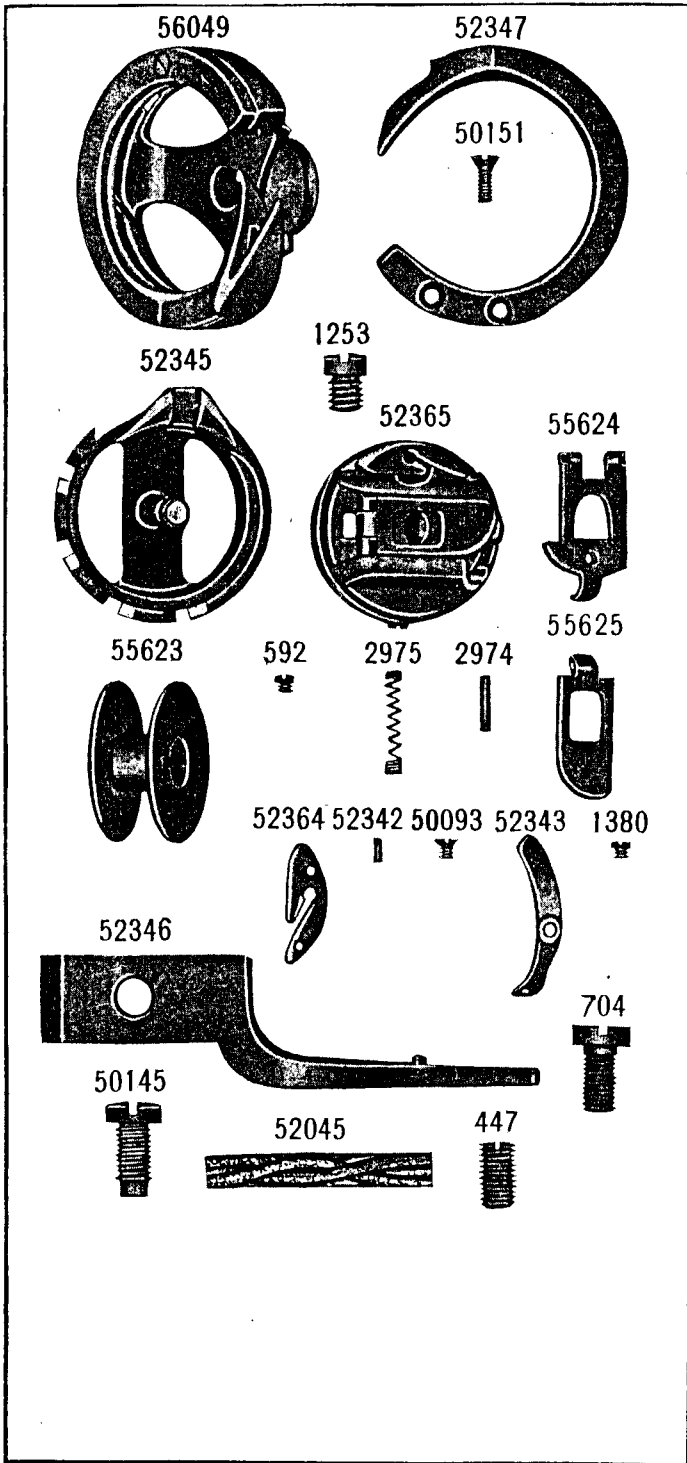


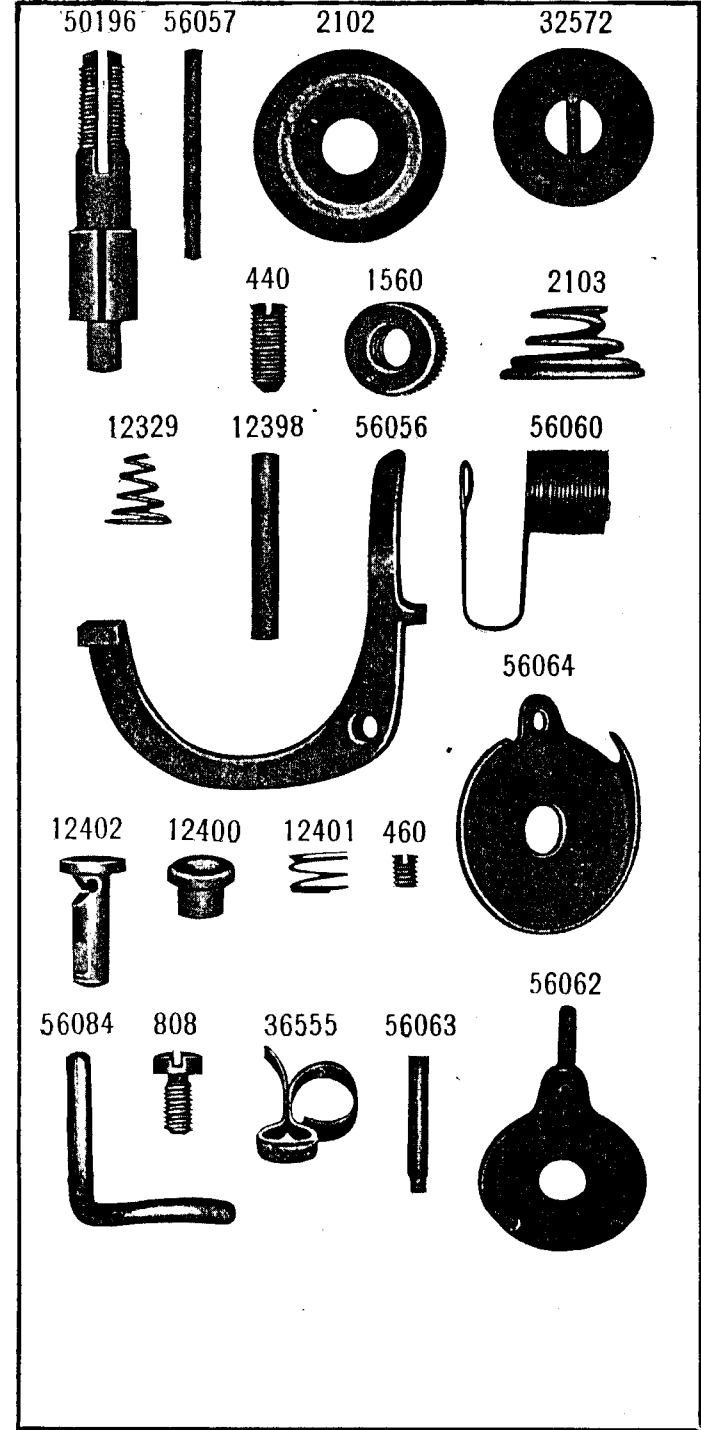
PLATE 6444—FULL SIZE



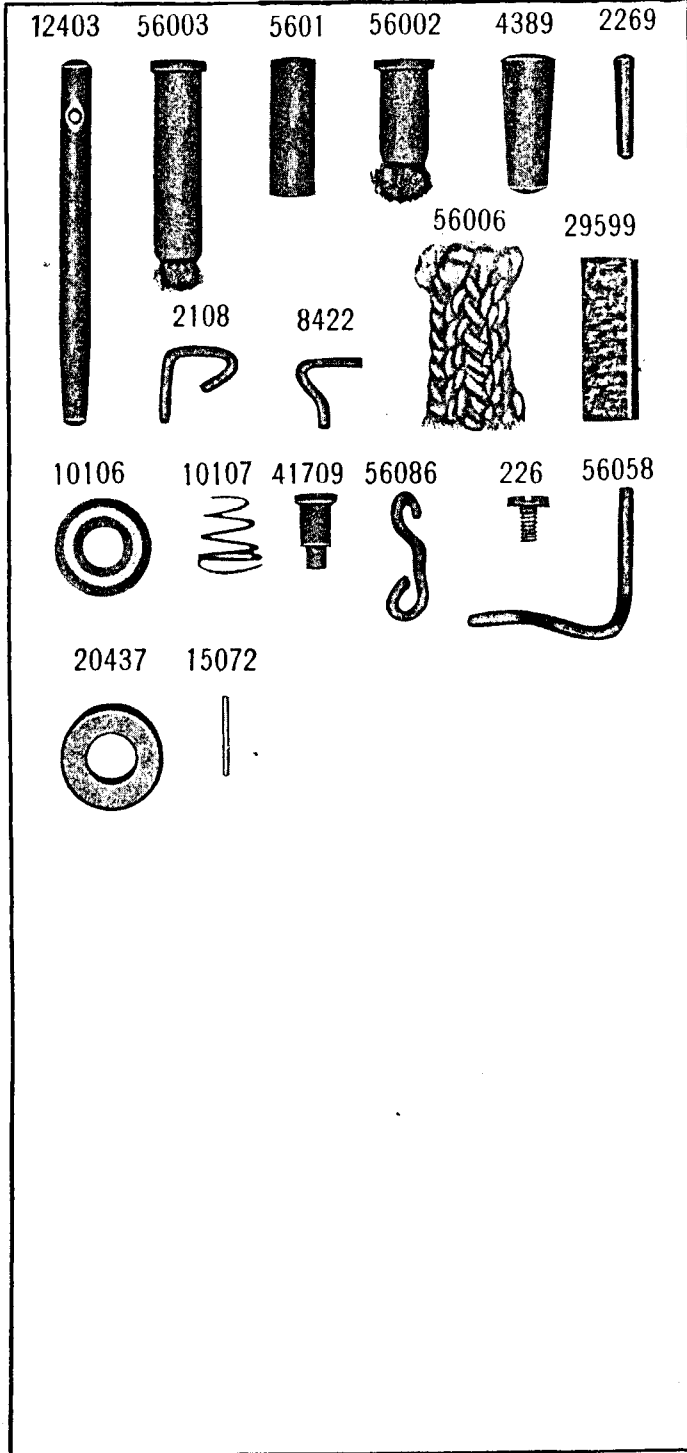
**PLATE 6445—FULL SIZE**



**PLATE 6446—FULL SIZE**



**PLATE 6447—FULL SIZE**



**PLATE 6448—FULL SIZE**


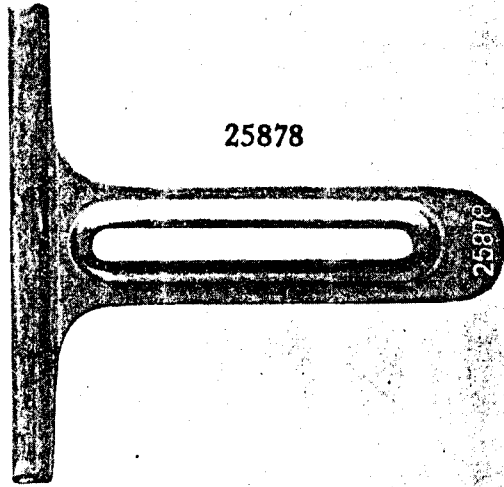
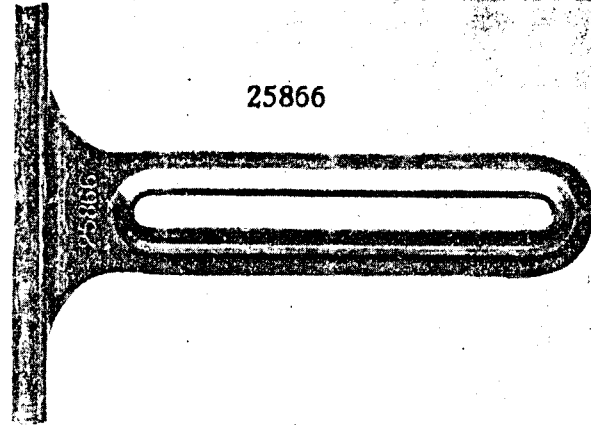


PLATE 6449—FULL SIZE

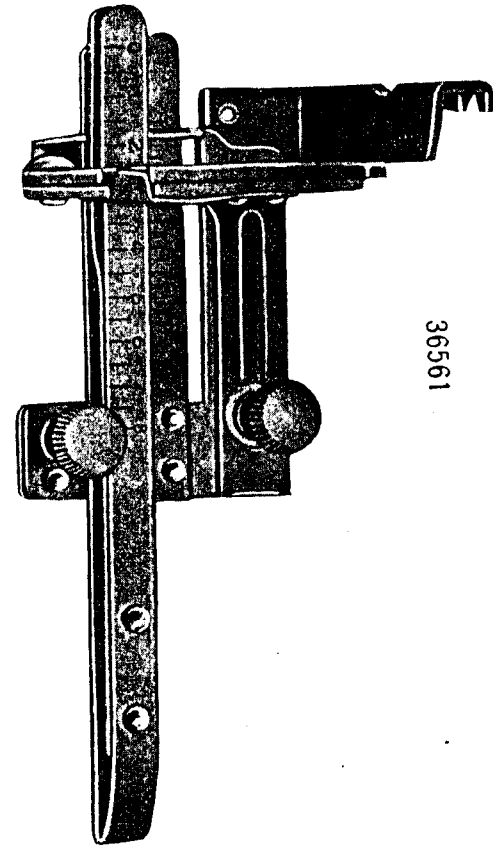


25878



25866

PLATE 6450—FULL SIZE

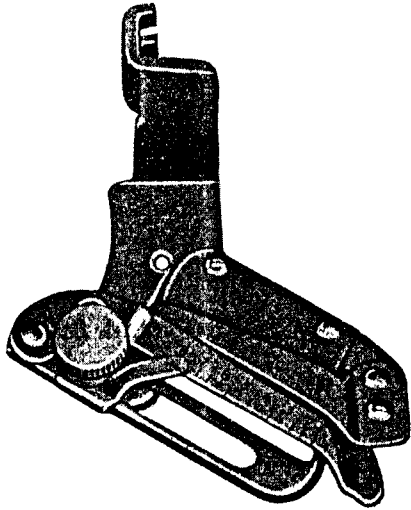


36561



PLATE 6451—FULL SIZE

36559



36560




PLATE 6452—FULL SIZE

36546



36547



36554



36546



36547

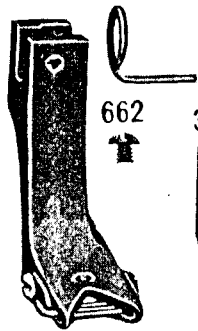


36554



PLATE 6453—FULL SIZE

36549 36550



662

36551



36552



36549



36551



36552

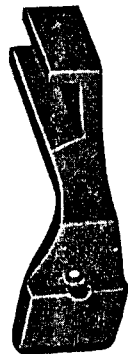



PLATE 6454—ONE-HALF SIZE

41699



41731



34105



41815




41816



41729



41698




41730



41700



41728



41708



41707

PLATE 6455—ONE-FOURTH SIZE

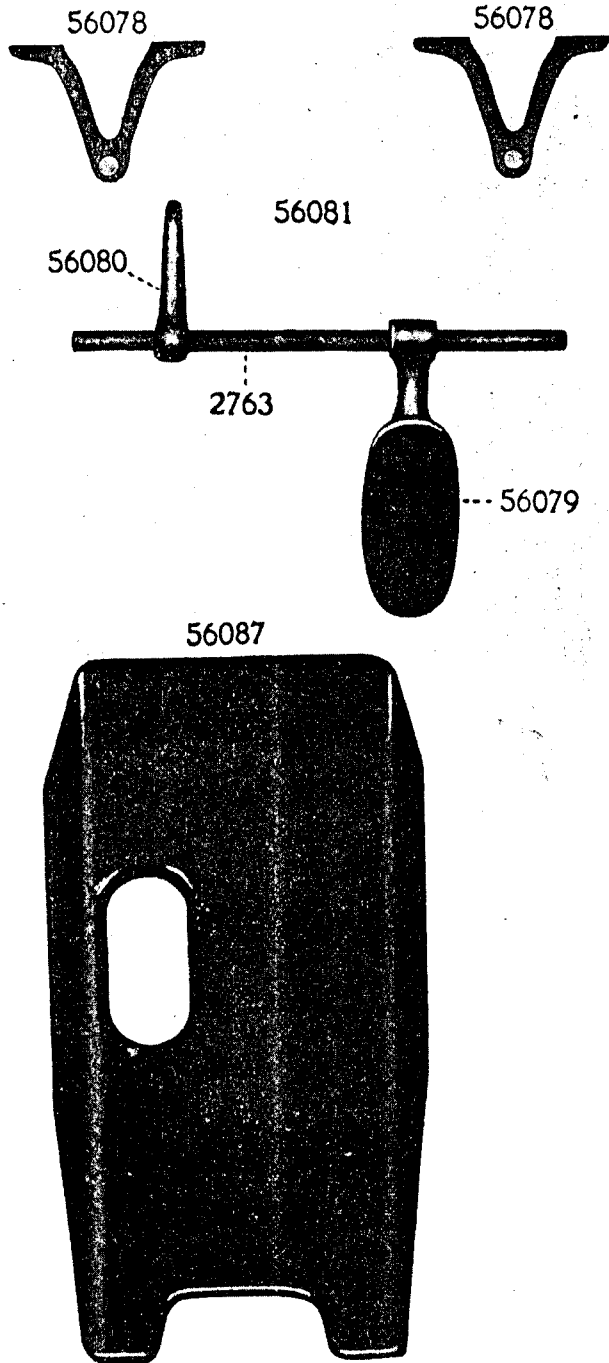


PLATE 6456—FULL SIZE




PLATE 6457—ONE-HALF SIZE

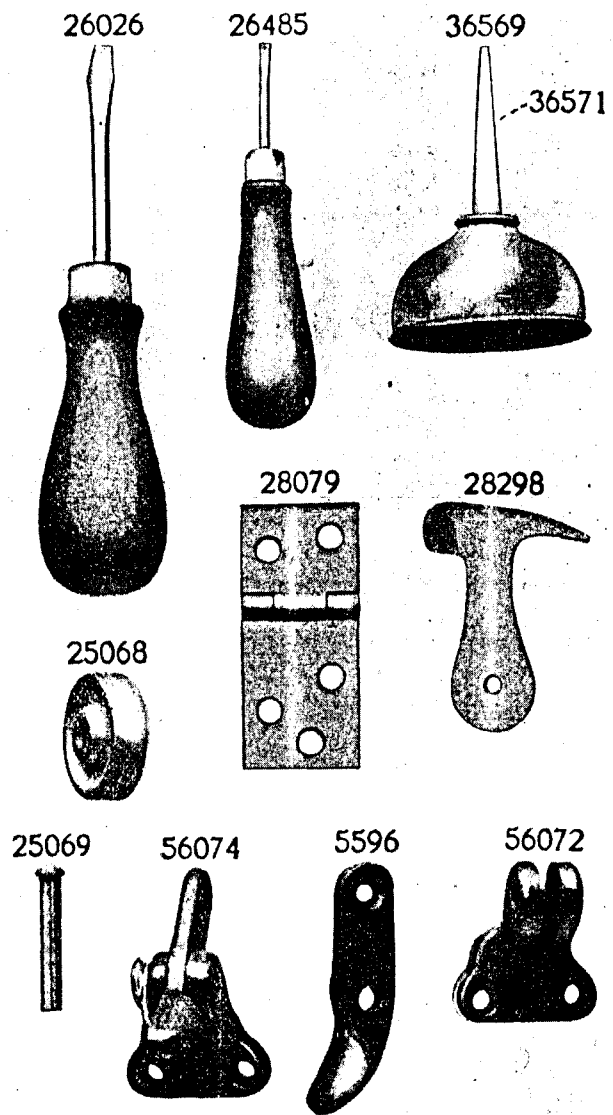


PLATE 6458—ONE-HALF SIZE




PLATE 6459—ONE-HALF SIZE

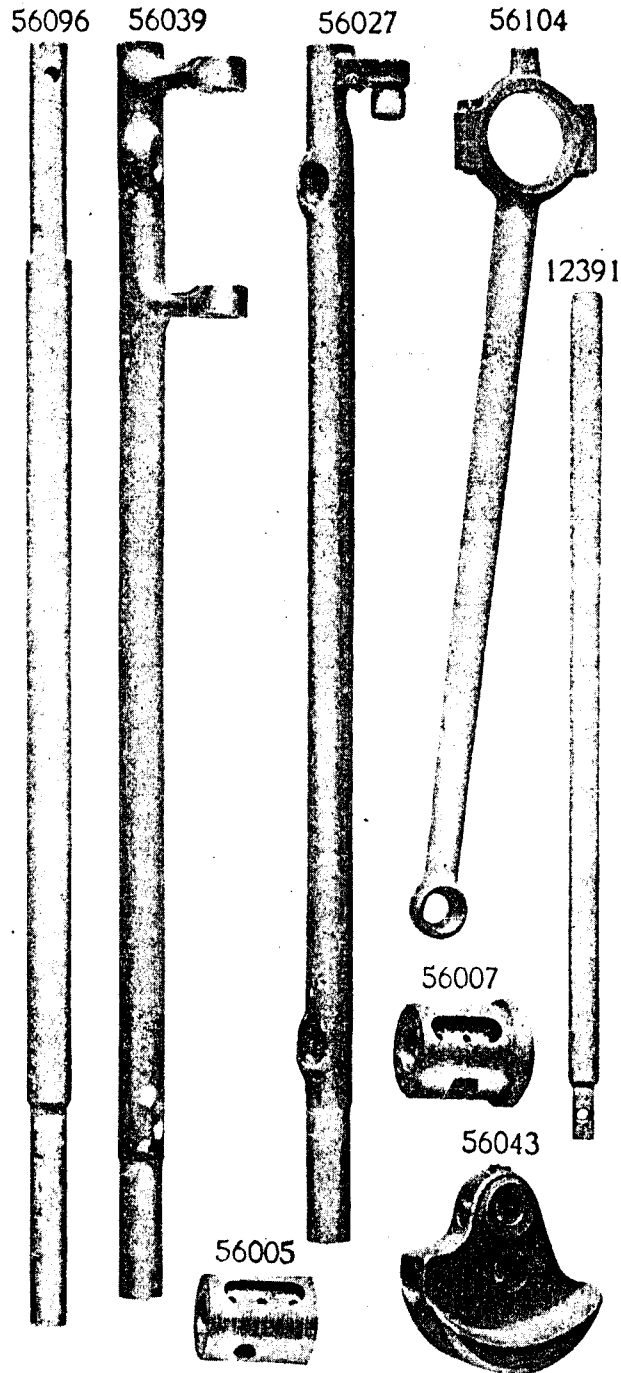


PLATE 6460—FULL SIZE




PLATE 6461—FULL SIZE

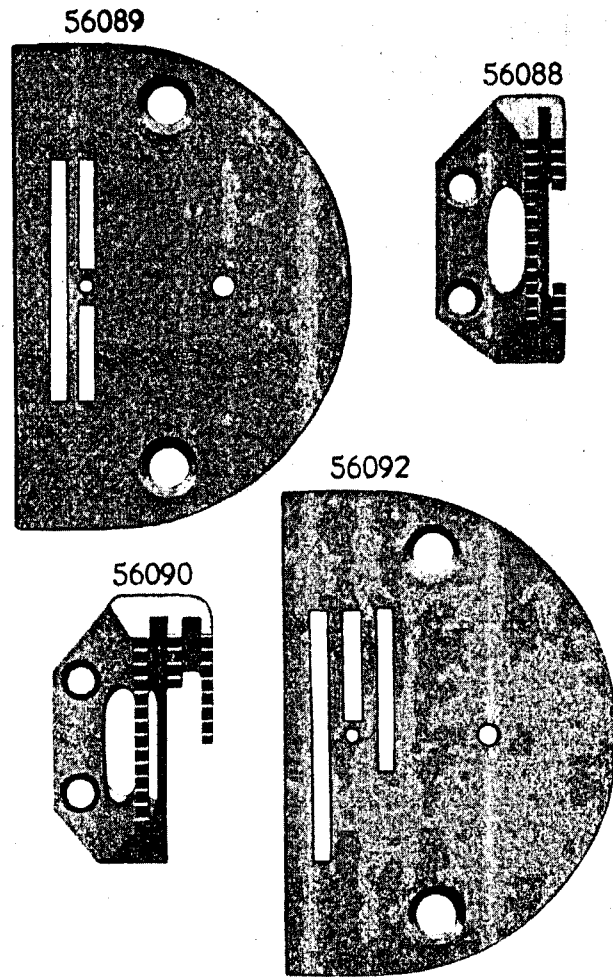


PLATE 6462—ONE-HALF SIZE

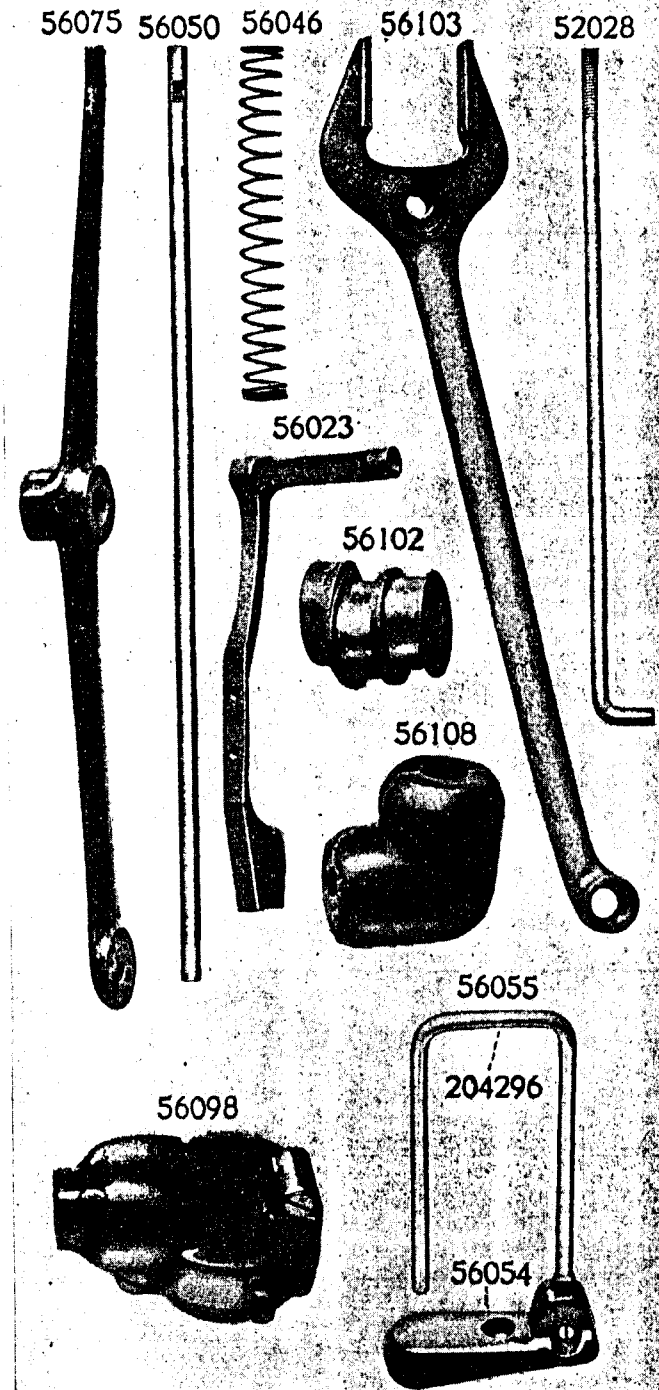


PLATE 6463—FULL SIZE


56015



145



8879



36807



210958



210993



52398



52378



PLATE 6464—FULL SIZE

36633



36634



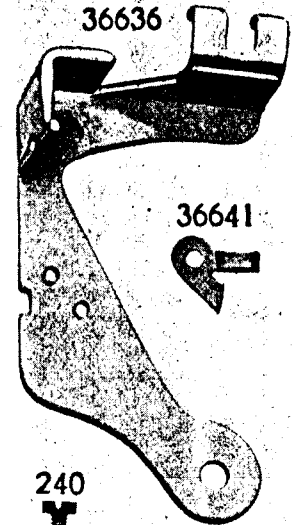
36635



36637




36636



36641



36639



36638



240



36640



36642



26770




36644



36646



36647



36645




26092



50236



36643



36648



620

