


SINGER
110W128

LIST OF PARTS



MACHINE No. 110w128

THE SINGER MANUFACTURING COMPANY

INDEX

	PAGE
ACCESSORIES	18
BOBIN WINDER	18
FEED GEARS	20
“ WHEELS	22
KNEE LIFTER	19
MACHINE No. 110w128	7
NUMERICAL LIST OF PARTS	23
OBSOLETE PARTS	22

Instructions for Ordering

In ordering from this list, use **ONLY** the **PART** number in the **FIRST** column.

The number stamped on a Sewing Machine Part is the number of the Single Part only, except when the part includes Set Screws, Clamping Screws, Studs and Rollers Spun on, Small Wires riveted, or Parts soldered together, etc., which it is necessary to furnish in combination.

Every combination of parts sent out has its specific number which, although not stamped on Parts (except in above cases) must be used when ordering the combination.

Each number always indicates the **SAME PART** in whatever it appears, or for whatever Machine.

The letters after some of the numbers indicate the style or finish only, as follows:

- A. Hardened, Polished and Plated.
- B. Polished and Plated.
- C. Hardened only.
- D. Polished only.
- E. Soft, not polished.
- F. Hardened and Polished.
- H. Blued.

These letters **MUST BE USED** when they appear in the list and **AFTER** the number, as in the list.

In this series

200001 to 201500 are Screw Numbers.

201501 to 201800 are Nut Numbers.

201801 to 202000 are Roller Numbers.

202001 and upwards are Numbers of Machine Parts.


The figures in the second column refer only to the plate in which the illustration of the part is shown and are **NOT TO BE USED** in ordering.

Two or more numbers over a cut indicate that the difference between such parts is not visible in an illustration.

Parts marked with an asterisk (*) are furnished only when repairs are made at the factory.

LIST OF PARTS COMPLETE

FOR



MACHINE No. 110w128

VERTICAL HOOK. ROLLER PRESSER. CONTINUOUS
WHEEL FEED. HORIZONTAL
UNDER TRIMMER

For Leather Work

No.	Plate	Name
*237701	---	Arm
202247	14404	" Cap
200278H	14176	" " Screw
202248	14176	" " Washer
204235	14398	" Position Pin (2)
200010E	14176	" Screw (2)
200004E	14176	" "
202005	14176	" " Washer (3)
237702	14409	" Shaft with 200357E and 203100
237748	14404	" " Bushing (back) with
		202299
202299	---	Arm Shaft Bushing (back) Oil
		Packing (wick)

No.	Plate	Name
200071E	14176	Arm Shaft Bushing (back) Screw (3)
207080	14404	Arm Shaft Bushing (front) with 202244
202244	—	Arm Shaft Bushing (front) Oil Packing (wick)
200502n	14176	Arm Shaft Bushing (front) Oil Packing Thumb Screw
200338c	14176	Arm Shaft Bushing (front) Set Screw
203100	—	Arm Shaft Oil Packing (wick)
200357E	14176	" " " " Stop Screw ..
202632	14404	" Side Plate
200462n	14176	" " " Thumb Screw
223842	14409	Balance Wheel (belt groove 2 3/4 in. diam.) with 200328c and 200335c ..
200062n	14176	Balance Wheel Adjusting Screw ..
200328c	14176	" " Position Screw
200335c	14176	" " Set Screw
*238536	—	Bed
238502	14404	" Slide (back)
223811	14405	" " " Stop
223812	14405	" " " " Spring
237959	14404	" " (front)
203470	14176	Bobbin
*203520	—	" Case
203648	14176	" " Latch
*202056	—	" " " Pin
203473	14176	" " " Plunger
203474	14176	" " " Spring
236078	14176	" " Lever
*203476	—	" " " Eccentric
204243	14176	" " " " Position Pin
235751	14176	" " " Fulcrum
200056D	10884	" " " " Screw
203478	14176	" " " Slide Stud
203214	14176	" " Tension Spring
200984c	14176	" " " " Regulat- ing Screw
200594c	14176	Bobbin Case Tension Spring Screw ..
203216	—	" " Washer (cloth)
203521	14176	Bobbin Case complete, Nos. 200594c, 200984c, 202056, 203214, 203216, 203473, 203474, 203520 and 203648
238531	14405	Edge Guide with 200141E
238532	14405	" " Bracket
238535	—	" " " 238532 with 200273n, 201528n, 238531, 238533 and two 200132E

No.	Plate	Name
200273n	14405	Edge Guide Hinge Screw
201528n	14405	" " " " Nut
157c	14405	" " Screw
228026	10884	" " Washer
238533	14405	" " Spring
200132E	14413	" " " Screw
200141E	11607	" " Stop Screw
238534	—	Edge Guide complete, Nos. 157c, 228026 and 238535
210911	14404	Face Plate
202135	14176	" " Position Pin
200473n	14176	" " Thumb Screw
237707	—	Feed Wheel
350085E	14398	" " Adjusting Screw
237708	14398	" " " " Block ..
238603	14410	" " Bracket with 238630 ..
238604	14410	" " " Plate
200158n	14398	" " " " Screw (2) ..
237710	14398	" " " Spring
238605	—	" " Driving Gear (for 16 stitches)
238606	—	Feed Wheel Driving Gear (for 18 stitches)
238607	—	Feed Wheel Driving Gear (for 20 stitches)
238613	14398	Feed Wheel Driving Gear Key ..
238614	14398	" " " " " " Shifting Collar with 201464c
201464c	14398	Feed Wheel Driving Gear Key Shifting Screw Stud
238615	14398	Feed Wheel Driving Gear Key Spring
201202D	14398	Feed Wheel Driving Gear Key Spring Screw
238616	14398	Feed Wheel Driving Gear Key Stop Pin
238617	14398	Feed Wheel Driving Gear Separat- ing Washer
238618	—	Feed Wheel Driving Pinion (for 16 stitches)
238619	—	Feed Wheel Driving Pinion (for 18 stitches)
238620	—	Feed Wheel Driving Pinion (for 20 stitches)
231433	14398	Feed Wheel Driving Pinion Key ..
238632	14403	" " " " Spacing Washer for use in place of Feed Wheel Driving Pinion when one or two lengths of stitch are re- quired)

No.	Plate	Name
238627	14409	Feed Wheel Driving Shaft
237722	14410	" " " " Bushing (back)
238628	14410	Feed Wheel Driving Shaft Bushing (front)
200362c	14398	Feed Wheel Driving Shaft Bushing Set Screw
221743	14398	Feed Wheel Driving Shaft Collar with two 200380c
200380c	14398	Feed Wheel Driving Shaft Collar Set Screw
238669	14410	Feed Wheel Driving Shaft Gear with 200378c and 201220c
201220c	14398	Feed Wheel Driving Shaft Gear Position Screw
200378c	14398	Feed Wheel Driving Shaft Gear Set Screw
201666e	14398	Feed Wheel Driving Shaft Nut
203411	14398	" " " " Washer
238629	14398	" " Stud with 238616
238630	14398	" " " Bushing
238631	14398	" " " Collar with 200152n
200152n	14405	" " " " Pinch Screw
201697c	14398	" " " Nut
*203482	---	Hook (sewing)
203483	---	" 203482 with 201253e, 201376e and 203251
203547	---	Hook and Bobbin Case complete, Nos. 203483 and 203521
238633	14413	Hook Bevel Gear Socket, 13 teeth..
235527	14181	" " " " Bushing (lower) (brass)
200362c	14398	Hook Bevel Gear Socket Bushing (lower) Set Screw
235756	14181	Hook Bevel Gear Socket Bushing (upper) (brass)
449c	14181	Hook Bevel Gear Socket Bushing (upper) Set Screw
200555n	14181	Hook Bevel Gear Socket Screw ..
235635	14181	" " " " Thrust Washer
235787	14413	Hook Driving Bevel Gear with two 350089c
350089c	14181	Hook Driving Bevel Gear Set Screw
237728	14409	" " Shaft
235857	14181	" " " Bevel Gear with 200374c and 200396c
237729	14409	Hook Driving Shaft Bevel Gear Housing with 200346c and three 200362c

No.	Plate	Name
237730	14410	Hook Driving Shaft Bevel Gear Housing Cap (bottom)
237731	14410	Hook Driving Shaft Bevel Gear Housing Cap (bottom) Gasket ..
237732	14410	Hook Driving Shaft Bevel Gear Housing Cap (side)
237733	14410	Hook Driving Shaft Bevel Gear Housing Cap (side) Gasket
200053c	14181	Hook Driving Shaft Bevel Gear Housing Cap Screw (4)
201082e	14181	Hook Driving Shaft Bevel Gear Housing Screw (long)
225532	14399	Hook Driving Shaft Bevel Gear Housing Screw (long) Washer..
201308e	14181	Hook Driving Shaft Bevel Gear Housing Screw (short)
200396c	11607	Hook Driving Shaft Bevel Gear Position Screw
200374c	14181	Hook Driving Shaft Bevel Gear Set Screw
237734	14181	Hook Driving Shaft Bushing (back)
200362c	14398	" " " " " " Set Screw
235531	14181	Hook Driving Shaft Bushing (front)
200347c	14181	" " " " " " Set Screw
221743	14398	Hook Driving Shaft Collar with two 200380c
200380c	14398	Hook Driving Shaft Collar Set Screw
203251	---	Hook Gib
201376e	14181	" " Hinge Screw
201253e	14181	" " Screw
237735	14409	" Saddle with 449c, 200347c and three 200362c
235534	14410	Hook Saddle Oil Cover
201185d	14399	" " " " Screw (2)..
201318e	14399	" " " Stop Screw (2)..
235535	---	" " Oiling Felt
202260	---	" " " Wick
235649	14399	" " " " Cover
200169n	14399	" " " " " Screw
201308e	14181	" " Screw (2)
203637	---	" " " Washer (2)
213018	14399	" Washer with 203476 and two 204243
237837	14409	Knee Lifter Connection Lever
200262n	14399	" " " " Hinge Screw

No.	Plate	Name
237766	14409	Knee Lifter Connection Lever Lifting Rod with 202302
202302	14399	Knee Lifter Connection Lever Lifting Rod Cotter Pin
237838	14409	Knee Lifter Lifting Lever
200262H	14399	" " " " Hinge Screw
238504	14405	Knife
200392C	14405	" Adjusting Screw
238530	14405	" Driving Eccentric with two 200386C
238510	14412	Knife Driving Eccentric Oil Pan
201058E	14405	" " " " " Screw (2)
200386C	11607	Knife Driving Eccentric Set Screw
244019	---	" " " Oiling Felt
238511	14406	" " Fork with two 206758
238512	14406	" " Lever
238513	14412	" " " Bracket with 200378C
202126	14406	Knife Driving Fork Lever Bracket Position Pin (2)
201058E	14405	Knife Driving Fork Lever Bracket Screw (2)
210910	11607	Knife Driving Fork Lever Hinge Stud with 202277
202277	---	Knife Driving Fork Lever Hinge Stud Oil Packing (wick)
200378C	14398	Knife Driving Fork Lever Hinge Stud Set Screw
206758	---	Knife Driving Fork Oil Packing (wick)
200080D	14406	Knife Driving Fork Screw
238522	14406	" " " " Bearing
232321	14406	" " " Slide Block
200252C	14406	" " " " " Hinge Screw
201528E	14405	Knife Driving Fork Slide Block Hinge Screw Nut
238514	14412	Knife Driving Lever with 16232 ...
238515	14412	" " " Hinge Plate
1094F	14406	" " " " " Screw (2)
350154E	14406	Knife Driving Lever Hinge Screw
238516	14406	" " " " " Bearing
238517	14406	Knife Lever with 200392C
238518	14406	" " Hinge Bearing
350155R	14406	" " Screw

No.	Plate	Name
16232	---	Knife Lever Stop Ball, $\frac{3}{8}$ in. diameter
200169H	14399	Knife Screw (2)
237937	14399	Needle Bar with 200141F
202552	11607	" " Connecting Link
236073	14399	" " " " Oil Guard
200161D	11607	Needle Bar Connection Link Oil Guard Screw
202333	11607	Needle Bar Connecting Link Stud with 202254
202254	---	Needle Bar Connecting Link Stud Oil Packing (wick)
200374C	14181	Needle Bar Connecting Link Stud Set Screw
200383C	14399	Needle Bar Connecting Link Stud Set Screw
*206891	---	Needle Bar Connecting Stud
202329	11607	" " " " 206891 with 200086C and 202330
202330	---	Needle Bar Connecting Stud Oil Packing (wick)
200086C	11607	Needle Bar Connecting Stud Pinch Screw
202692	14183	Needle Bar Crank with 200335C, 200374C, 200383C, 200428C and 202333
237737	---	Needle Bar Crank 202692 with 202329, 202399, 202400, 202552 and 237762
203172	11607	Needle Bar Crank Friction Washer
200428C	11607	" " " Position Screw ..
200335C	14176	" " " Set Screw
202664	14183	" " Rock Frame
237738	---	" " " " 202664 with 237937
*38127	---	Needle Bar Rock Frame Driving Eccentric
*237749	---	Needle Bar Rock Frame Driving Eccentric Body
350107C	14399	Needle Bar Rock Frame Driving Eccentric Body Position Screw..
443C	14399	Needle Bar Rock Frame Driving Eccentric Body Set Screw
1103C	14399	Needle Bar Rock Frame Driving Eccentric Regulating Screw
217D	14399	Needle Bar Rock Frame Driving Eccentric Set Screw
7071	14399	Needle Bar Rock Frame Driving Eccentric Set Screw Washer ..

No.	Plate	Name
237750	---	Needle Bar Rock Frame Driving Eccentric complete, Nos. 217D, 443c, 1103c, 707I, 38127, 237749 and 350107c
237739	14183	Needle Bar Rock Frame Driving Fork Lever with 200029E
200029E	14399	Needle Bar Rock Frame Driving Fork Lever Pinch Screw
237740	14403	Needle Bar Rock Frame Driving Fork Lever Slide Block (two pieces)
210910	11607	Needle Bar Rock Frame Hinge Stud with 202277
202277	---	Needle Bar Rock Frame Hinge Stud Oil Packing (wick)
200347c	14181	Needle Bar Rock Frame Hinge Stud Set Screw
202666	11607	Needle Bar Rock Frame Position Bracket
200098F	11607	Needle Bar Rock Frame Position Bracket Screw
202667	14409	Needle Bar Rock Frame Rock Shaft
210978	---	" " " " " "
		202667 with 200386c and 210920 ..
202668	11607	Needle Bar Rock Frame Slide Block
210920	14380	" " " " " "
		202668 with 201141c
201141c	14399	Needle Bar Rock Frame Slide Block Screw Stud
200386c	11607	Needle Bar Rock Frame Slide Block Screw Stud Set Screw
200141F	11607	Needle Set Screw
207072	11607	Presser Bar Bushing (2)
200352c	14380	" " " Set Screw (2)
202671	14399	" " Lifter
200653c	14380	" " Hinge Screw ...
207963	14399	" " Lifting Releasing Lever Bracket
200975F	14380	Presser Bar Lifting Releasing Lever Bracket Guide Screw
206608	14406	Presser Bar Lifting Releasing Lever Bracket Spring
202337	14380	Presser Bar Position Guide
202338	14380	" " " " Lever with 200086F
200086F	11607	Presser Bar Position Guide Lever Pinch Screw
200352c	14380	Presser Bar Position Guide Set Screw

No.	Plate	Name
207965	14409	Presser Bar Spring (flat)
210949	14380	" " " Bracket with 200086c
200086c	11607	Presser Bar Spring Bracket Pinch Screw
200538c	14380	Presser Bar Spring Regulating Screw
200948F	14380	Presser Bar Spring Support Screw
201971	---	Roller Presser, 1½ in. diam., ⅜ in. face (fine)
201972	14380	Roller Presser 201971 with 1528J, 1766c, 50553c and twenty-four 16232
203426	14380	Roller Presser Arm
238527	---	" " " 203426 with 201972
202560	14380	Roller Presser Arm Bracket (swing)
238528	---	Roller Presser Arm Bracket 202560 with 200096D and 238527
200675J	14380	Roller Presser Arm Bracket Position Screw Stud
202558	14380	Roller Presser Arm Bracket Spring
202559	14380	" " " " " "
		Stop
200141F	11607	Roller Presser Arm Bracket Spring Stop Screw
200096D	14380	Roller Presser Arm Screw
16232	---	" " Ball, ⅜ in. diameter
1766c	14380	" " Cone
202557	14183	" " Bar
50553c	14380	" " Hinge Screw
1528J	14380	" " " " Nut
238529	14412	Roller Presser and Bar complete, Nos. 200675F, 202557 to 202559, 238528 and two 200141F
202068	14183	Spool Holder Base
200575H	14413	" " " Screw
204296	14183	" " Wire
200079H	14413	" " " Hinge Screw ...
204297	14183	Spool Holder complete, Nos. 200079H, 202068 and 204296
237762	14413	Take-up Lever
202399	14413	" " Driving Stud with 202277
202277	---	Take-up Lever Driving Stud Oil Packing (wick)
202400	14413	Take-up Lever Hinge Stud with 202423

No.	Plate	Name
202423	—	Take-up Lever Hinge Stud Oil Packing (wick)
200363c	14413	Take-up Lever Hinge Stud Set Screw
202401	—	Take-up Lever Oiling Felt
200132E	14413	" " " " Screw
244007	11610	Tension Disc (back)
207964	14413	" " (front)
210950	14381	" Release Driving Lever with 200394c and 202676
202676	14413	Tension Release Driving Lever Pin
202677	14413	" " " " " " Slide Bar
210966	—	Tension Release Driving Lever Pin Slide Bar 202677 with 200167E and 210952
202678	14413	Tension Release Driving Lever Pin Slide Bar Spring
200394c	14413	Tension Release Driving Lever Set Screw
210951	11610	Tension Release Washer
202407	10881	" Spring
200625F	11610	" Stud with 204925
200061c	14413	" " Set Screw
204925	11610	" " Washer
201572B	10881	" Thumb Nut
210953	11610	Tension complete, Nos. 200625F, 201572B, 202407, 202682, 207964, 210951 and 244007
202682	11610	Thread Controller Spring
210952	11610	" " " Stop
200167E	11610	" " " " Screw
210955	11610	" Guide (upper)
200582H	11610	" " Screw (2)
204329	—	" Oiler (felt)
237776	14413	" " Bracket with 204329
200582H	11610	" " " Screw
210956	11610	" Retainer Bracket with 200397H
200582H	11610	" " " Screw (2)
210960	11610	" " Disc
210961	11610	" " Plunger
210962	11610	" " " Spring
210993	11610	" " Sleeve
210963	11610	" " Socket
200368H	14413	" " " Set Screw
223844	14413	" " Spring
210957	11610	" " Stud
210958	11610	" " " Collar
200397H	11610	" " " Set Screw

No.	Plate	Name
210959	11610	Thread Retainer (lower) complete, Nos. 210956 to 210958, 210993 and 223844
238524	—	Throat Plate Body
238525	—	" " Needle Plate, 56 elongated needle hole, for needle sizes 12 and 13
200583H	14413	Throat Plate Needle Plate Screw
1094F	14406	" " Screw (2)
238526	14413	Throat Plate complete, 56 elongated needle hole, for needle sizes 12 and 13, Nos. 238524, 238525 and two 200583H
237744	14183	Vertical Shaft
238670	14413	" " Bevel Gear (lower)
205508	14413	" " " " " " Position Pin
235857	14181	Vertical Shaft Bevel Gear (upper) with 200374c and 200396c
200396c	11607	Vertical Shaft Bevel Gear (upper) Position Screw
200374c	14181	Vertical Shaft Bevel Gear (upper) Set Screw
237734	14181	Vertical Shaft Bushing (lower)
200346c	14413	" " " " " Set Screw
237746	14412	Vertical Shaft Bushing (upper)
200362c	14398	" " " " " Set Screw
237747	14413	Vertical Shaft Driving Gear with 200374c and 200396c
200396c	11607	Vertical Shaft Driving Gear Position Screw
200374c	14181	Vertical Shaft Driving Gear Set Screw
237754	14413	Vertical Shaft Oil Leader (lower) (brass)
237755	14413	Vertical Shaft Oil Leader (upper) (brass)

ACCESSORIES

No.	Plate	Name
203470	14176	Bobbin (5)
*225482	—	" Case Screw Driver Blade ...
*225483	—	" " " " Handle ...
225497	14334	Bobbin Case Screw Driver complete, Nos. 225482 and 225483 ...
238632	14403	Feed Wheel Driving Pinion Spacing Washer
238504	14405	Knife
4822	14403	Roller Presser Hinge Screw Nut Wrench
16 x 4	—	Needles, two each, sizes 12, 14 and 16
228221	—	Drip Pan with four wood screws $\frac{1}{2}$ in., No. 5
12361	14334	Machine Hinge Connection
41400	14334	" Rest Pin (wood)
120342	14334	Oiler (copper plated) with 120343 ..
120343	14334	" Spout, $3\frac{1}{2}$ in. long
*225484	—	Screw Driver Blade
*225485	—	" " Handle
225498	14334	Screw Driver complete ($7\frac{1}{2}$ in. long), Nos. 225484 and 225485 ..
225554	14334	Wrench (steel)

BOBBIN WINDER

Swing Automatic, Right Hand

225453	10884	Frame with 202277 and 225438
225454	10884	" Hinge Pin
202277	—	" Oil Packing (wick)
225438	10884	" " Well Cap
225455	10884	" Spring
225456	10884	" " Plunger
202473	10885	Pulley with 200380c
200380c	14398	" Set Screw
225381	10884	Spindle
225444	10884	Stop Latch
200056E	10884	" " Screw
225458	10884	" " Thumb Lever
225459	10884	" " " " Hinge Stud
225459	10884	" " " " Joint Stud
202478	10884	" " Trip Lever
200299H	10884	" " " " Hinge Screw

No.	Plate	Name
225461	10881	Tension Bracket with 201499B
200082D	10881	" " Screw
228026	10884	" " " Washer
2102	10881	" Disc
202407	10881	" Spring
201499B	10881	" Stud
201572B	10881	" " Thumb Nut
225462	10881	Bobbin Winder Tension Bracket complete, Nos. 201572B, 202407, 225461 and two 2102
225433	10885	Bobbin Winder and Tension Bracket Base
225382	10885	Universal Bobbin Winder complete, Nos. 200056E, 200082D, 200299H, 202473, 202478, 225381, 225433, 225444, 225453 to 225456, 225458, 225462, 228026, two each 225459 and wood screws $\frac{3}{4}$ in., No. 12, R.H.B.

KNEE LIFTER

2763	14407	Rock Shaft
7539	14407	" " Hanger (back) with two wood screws 1 in., No. 10 ..
20093	14407	Rock Shaft Hanger (front) with two wood screws 1 in., No. 10 ..
228562	14407	Rock Shaft Knee Arm
228563	—	Rock Shaft Knee Arm complete, Nos. 1507R, 2766, 2767 and 228562
2766	14407	Rock Shaft Knee Arm Hub with 356c
356c	14407	Rock Shaft Knee Arm Hub Set Screw
1507R	14407	Rock Shaft Knee Arm Lock Nut ..
2767	14407	" " " Plate with 356c ..
228255	14407	" " " " Counterbalance Spring
356c	14407	Rock Shaft Knee Plate Set Screw
228238	14407	" " Lifting Lever with 356c
228239	—	" " " " 228238 with 8073, 204225, 228240 and 228241 ..
228240	14407	Rock Shaft Lifting Lever Rod (3 in. long)
200529c	14407	Rock Shaft Lifting Lever Rod Set Screw
228241	14407	Rock Shaft Lifting Lever Rod Swivel with 200529c

No.	Plate	Name
204225	14407	Rock Shaft Lifting Lever Rod Swivel Spring
8073	14407	Rock Shaft Lifting Lever Rod Swivel Spring Plunger
356c	14407	Rock Shaft Lifting Lever Set Screw
2770	14407	" " Stop Dog with 356c ...
356c	14407	" " " " Set Screw ..
228243	14407	Rock Shaft complete, Nos. 2763, 7539, 20093, 228239, 228255, 228563 and two 2770

(Other Knee Lifter parts are listed with parts of machine head.)

FEED GEARS

238641	---	Feed Wheel Driving Gear (for 12 stitches)
238642	---	Feed Wheel Driving Gear (for 14 stitches)
238643	---	Feed Wheel Driving Gear (for 15 stitches)
238605	----	Feed Wheel Driving Gear (for 16 stitches)
238606	---	Feed Wheel Driving Gear (for 18 stitches)
238607	---	Feed Wheel Driving Gear (for 20 stitches)
238608	---	Feed Wheel Driving Gear (for 21 stitches)
238609	14403	Feed Wheel Driving Gear (for 22 stitches)
238610	---	Feed Wheel Driving Gear (for 24 stitches)
238611	----	Feed Wheel Driving Gear (for 25 stitches)
238651	---	Feed Wheel Driving Gear (for 27 stitches)
238612	---	Feed Wheel Driving Gear (for 29 stitches)

No.	Plate	Name
238653	----	Feed Wheel Driving Gear (for 31 stitches)
238654	----	Feed Wheel Driving Gear (for 33 stitches)
238655	----	Feed Wheel Driving Pinion (for 12 stitches)
238656	----	Feed Wheel Driving Pinion (for 14 stitches)
238657	----	Feed Wheel Driving Pinion (for 15 stitches)
238618	---	Feed Wheel Driving Pinion (for 16 stitches)
238619	----	Feed Wheel Driving Pinion (for 18 stitches)
238620	----	Feed Wheel Driving Pinion (for 20 stitches)
238621	----	Feed Wheel Driving Pinion (for 21 stitches)
238622	14403	Feed Wheel Driving Pinion (for 22 stitches)
238623	----	Feed Wheel Driving Pinion (for 24 stitches)
238624	---	Feed Wheel Driving Pinion (for 25 stitches)
238665	---	Feed Wheel Driving Pinion (for 27 stitches)
238625	---	Feed Wheel Driving Pinion (for 29 stitches)
238667	----	Feed Wheel Driving Pinion (for 31 stitches)
238668	----	Feed Wheel Driving Pinion (for 33 stitches)

FEED WHEELS

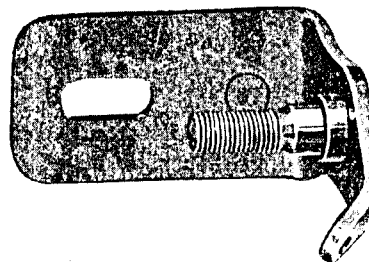
No.	Plate	Name
237771	14382	Feed Wheel (knurled)
237707	—	“ “
237767	14382	“ “ (coarse)
238523	14382	“ “

OBSOLETE PARTS

235755	14181	Hook Bevel Gear Socket, 18 teeth
235529	14181	“ Driving Bevel Gear with two 350089c

PLATE 10881—FULL SIZE


225461




200082 202104



2102



225462



202407



201499



201572



PLATE 10884—FULL SIZE

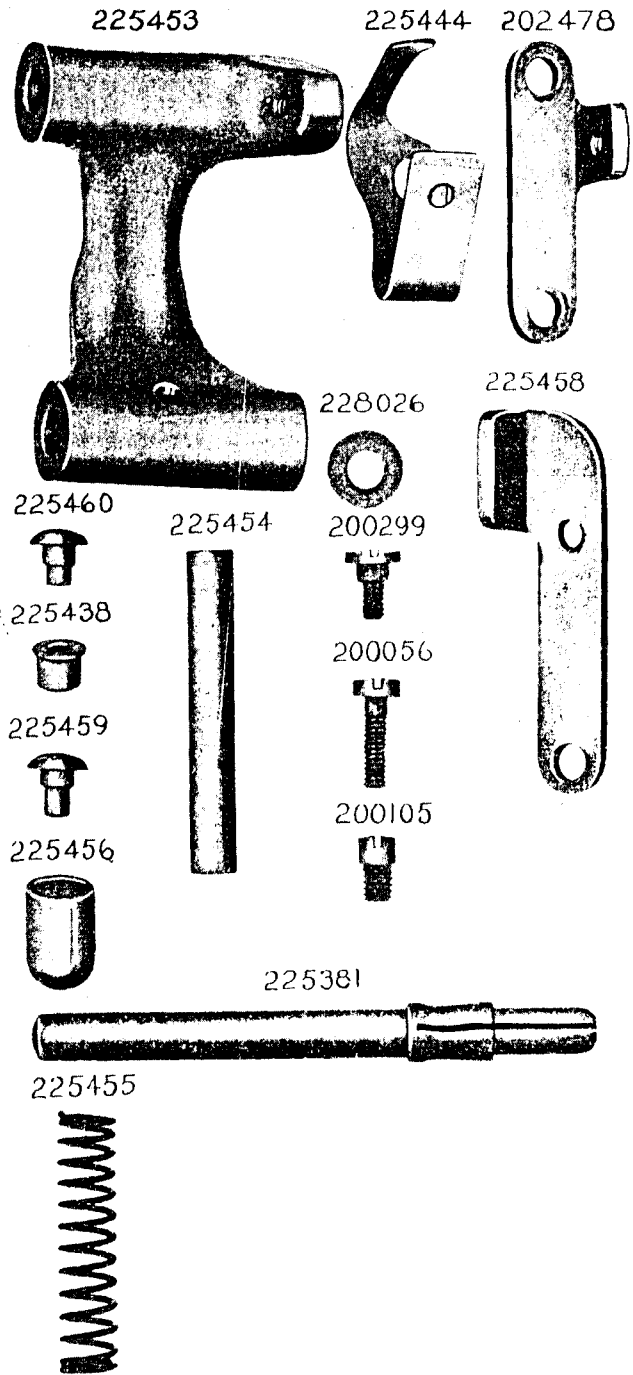


PLATE 10885—ONE-FOURTH SIZE




PLATE 11607 - FULL SIZE

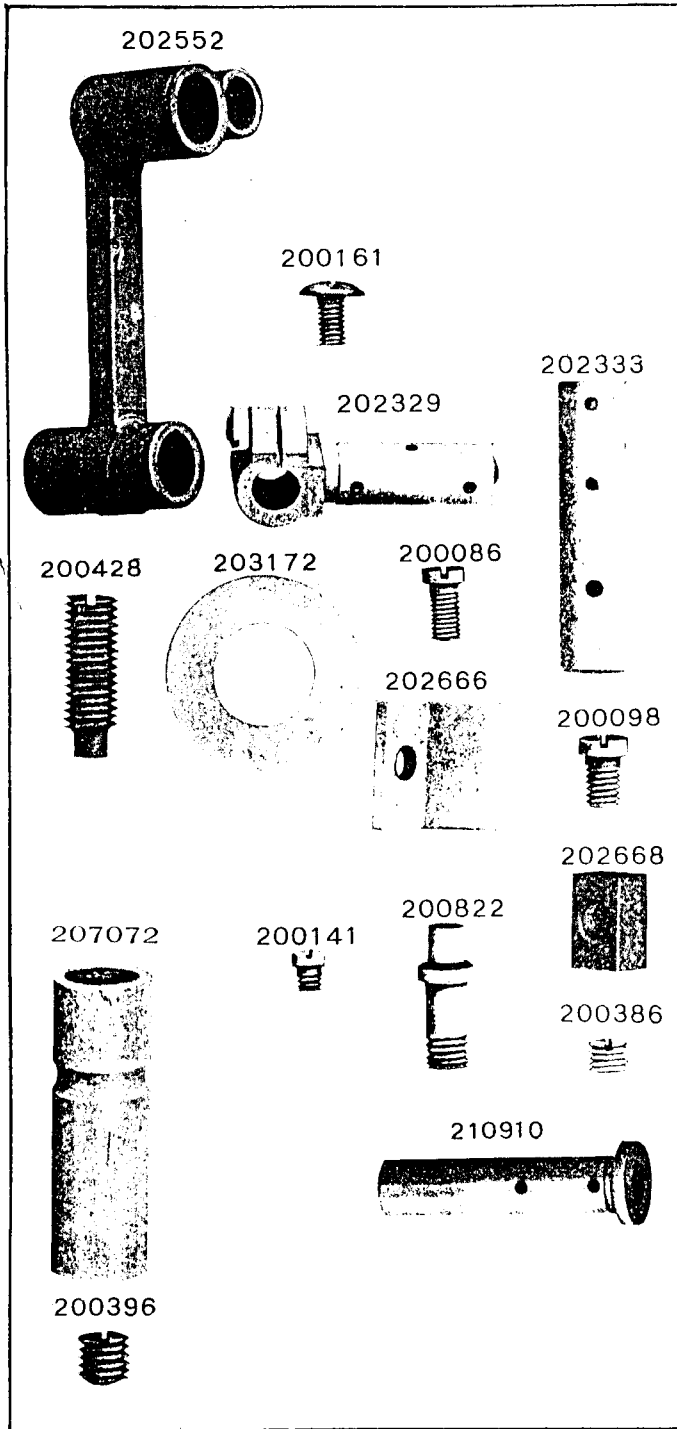


PLATE 11610 - FULL SIZE

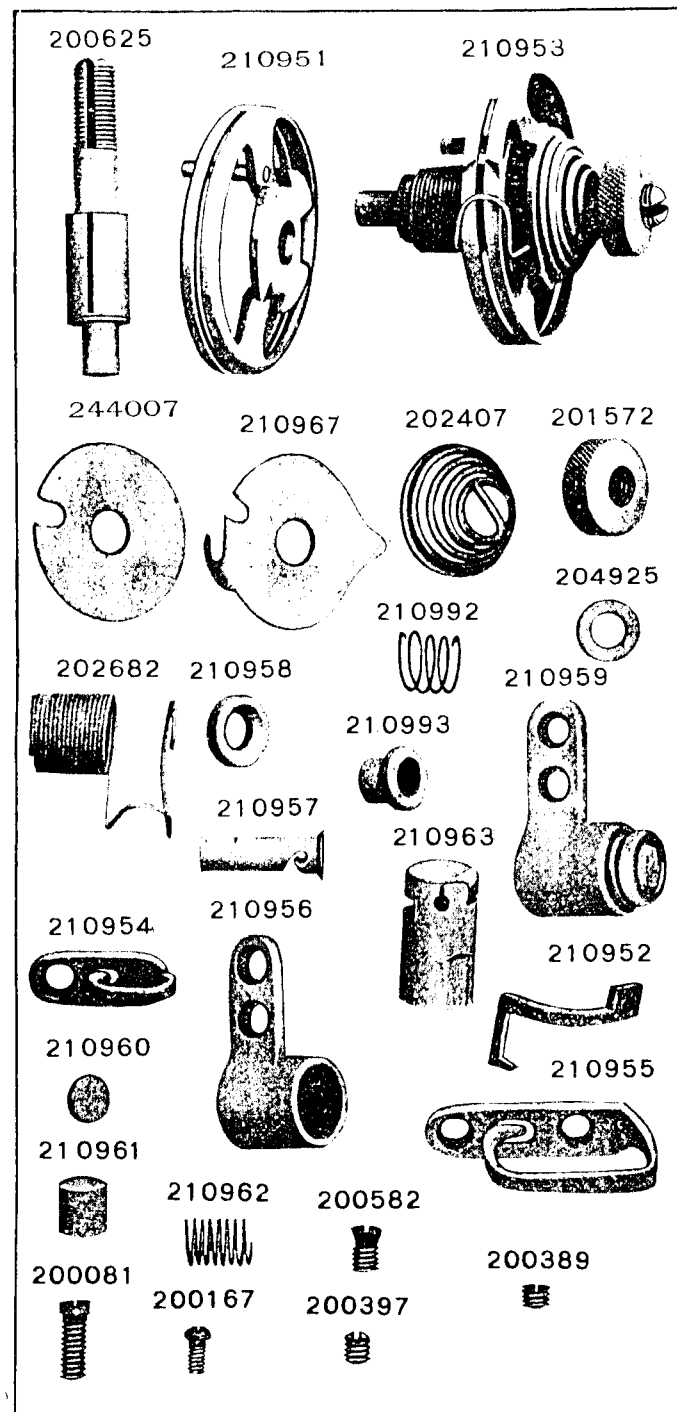


PLATE 14176—FULL SIZE

200278 202248 200071 202036 200338




PLATE 14181—FULL SIZE

237726 235527 235756



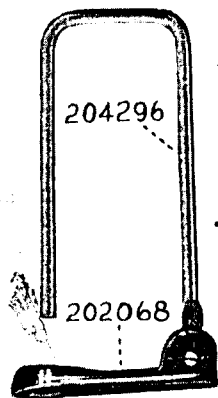


PLATE 14183—ONE-HALF SIZE

202692 202664 237744 202557



204297



204296

202068



237739

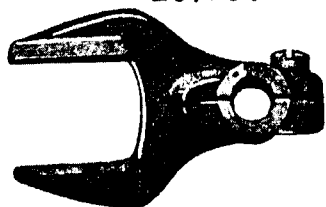
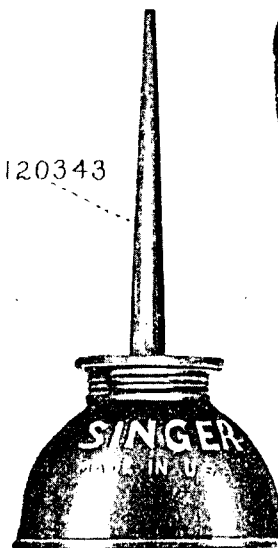


PLATE 14334—ONE-HALF SIZE

120342 225498 225497

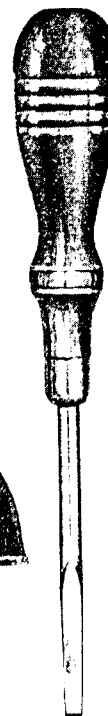
120343



225554



225498



12361



225497



41400



PLATE 14380—FULL SIZE

202337 200975 210949 207963

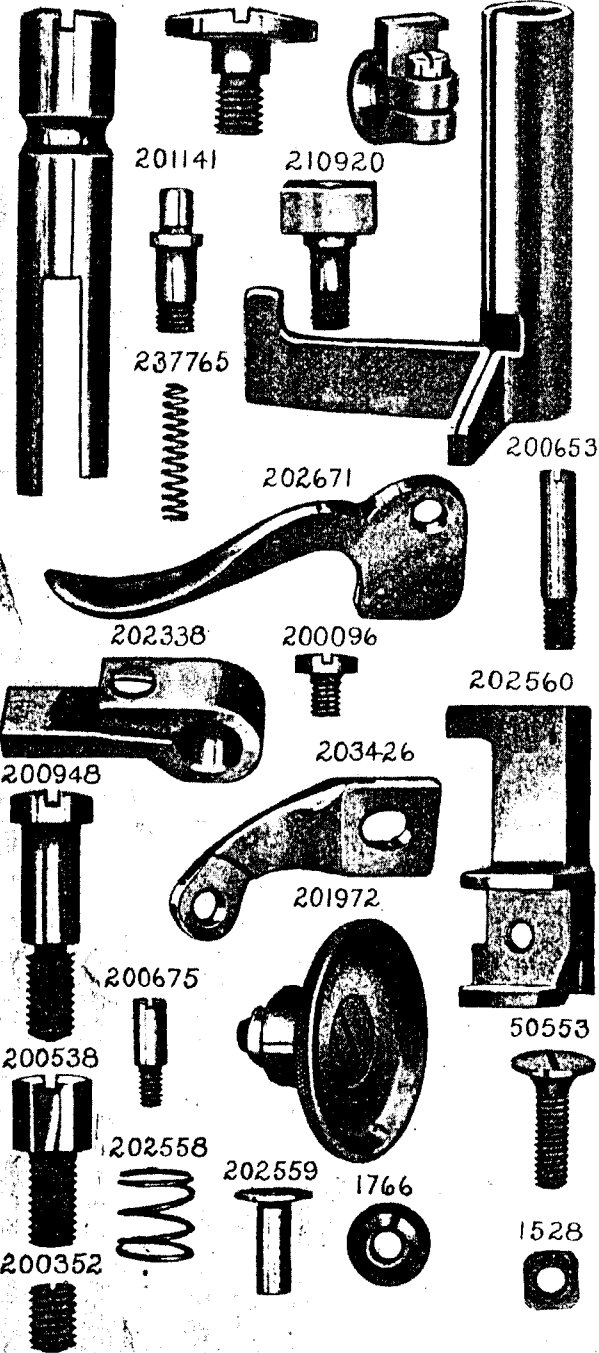


PLATE 14382—FULL SIZE

237771

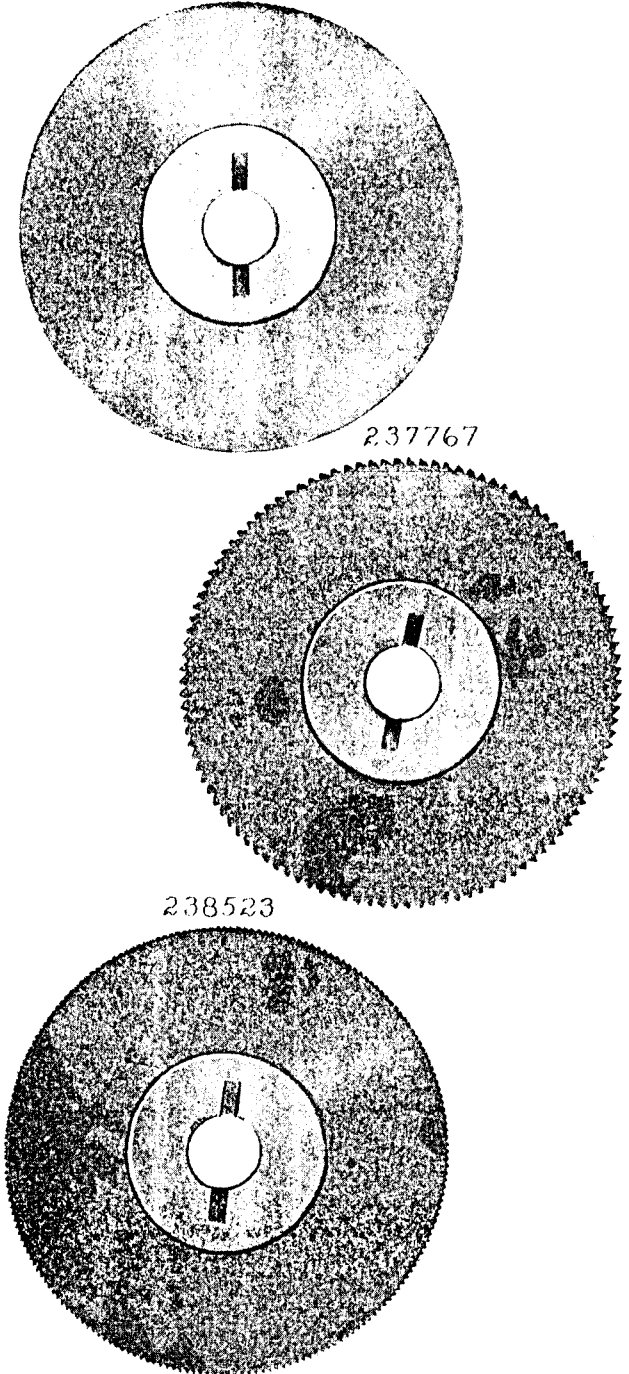


PLATE 14398—FULL SIZE

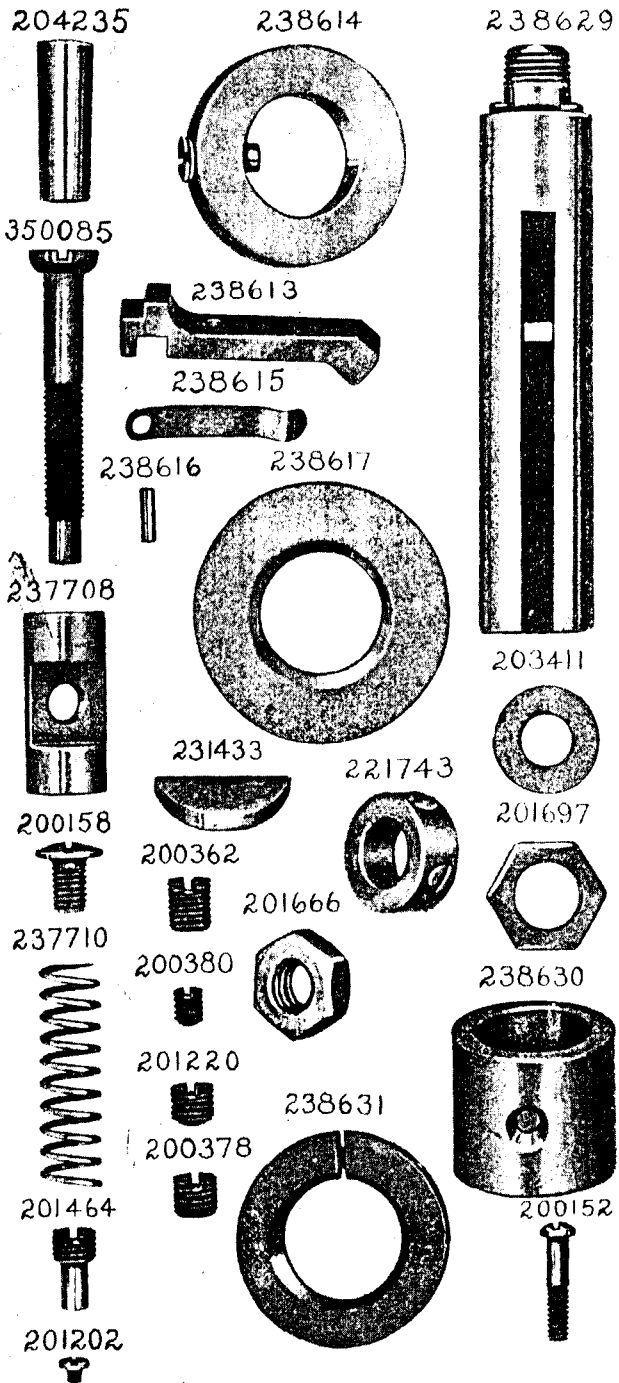


PLATE 14399—FULL SIZE

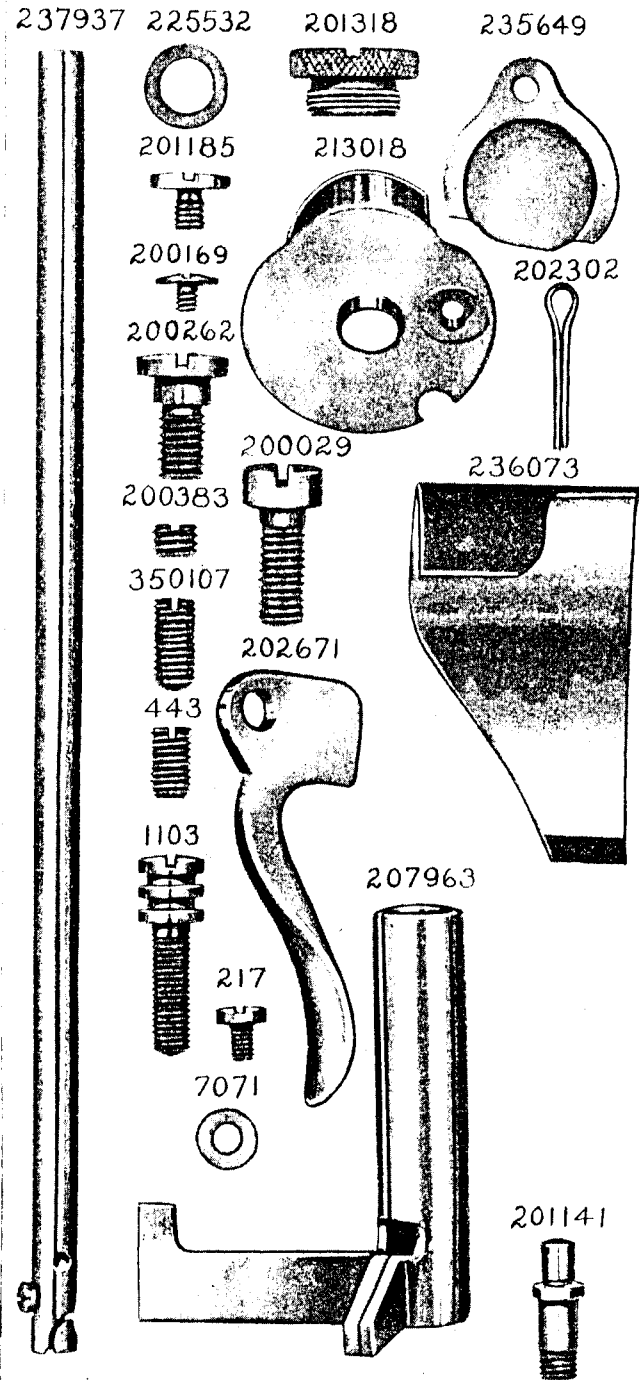




PLATE 14403—FULL SIZE

238609



238622



238632



200522



200526



200529



200157



4822



202452



200861



237740

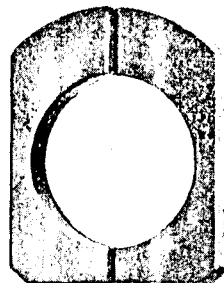



PLATE 14404—ONE-HALF SIZE


207080




237748




202247




202632



210911



237959



238502






PLATE 14405—FULL SIZE


238531



238532



238504



223811



157

200152



223812



228026




200273



201528



235857



238533



200392



201058



238530





PLATE 14406—FULL SIZE

238517



238512



206608



238522




200252



1094



238511



232321



238518



200080



350154



202126



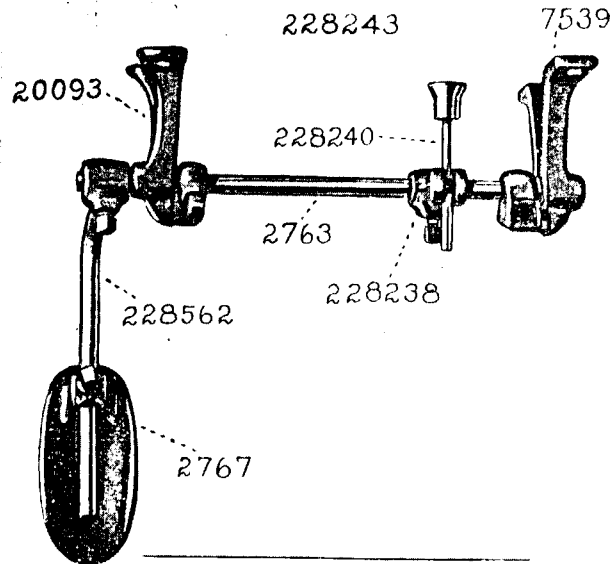
238516



350155



PLATE 14407—ONE-FOURTH SIZE



FULL SIZE

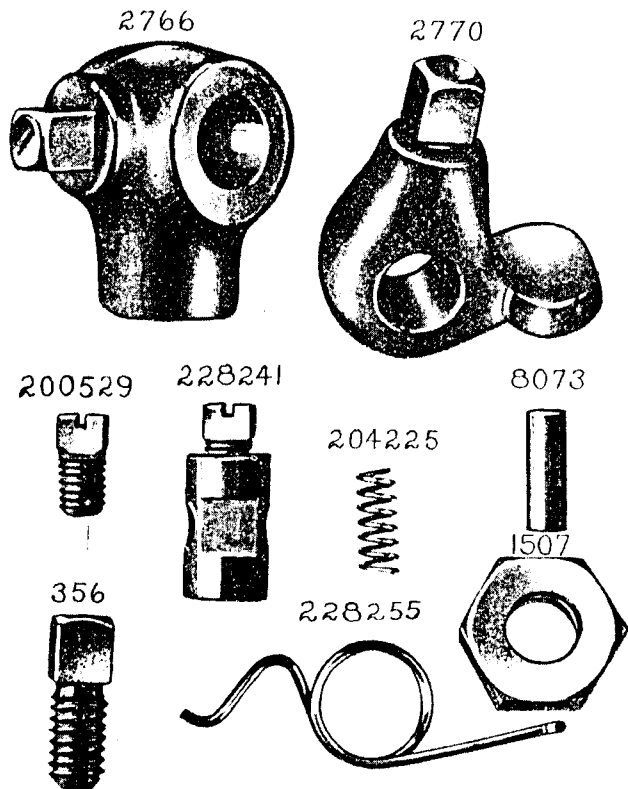


PLATE 14409—ONE-FOURTH SIZE

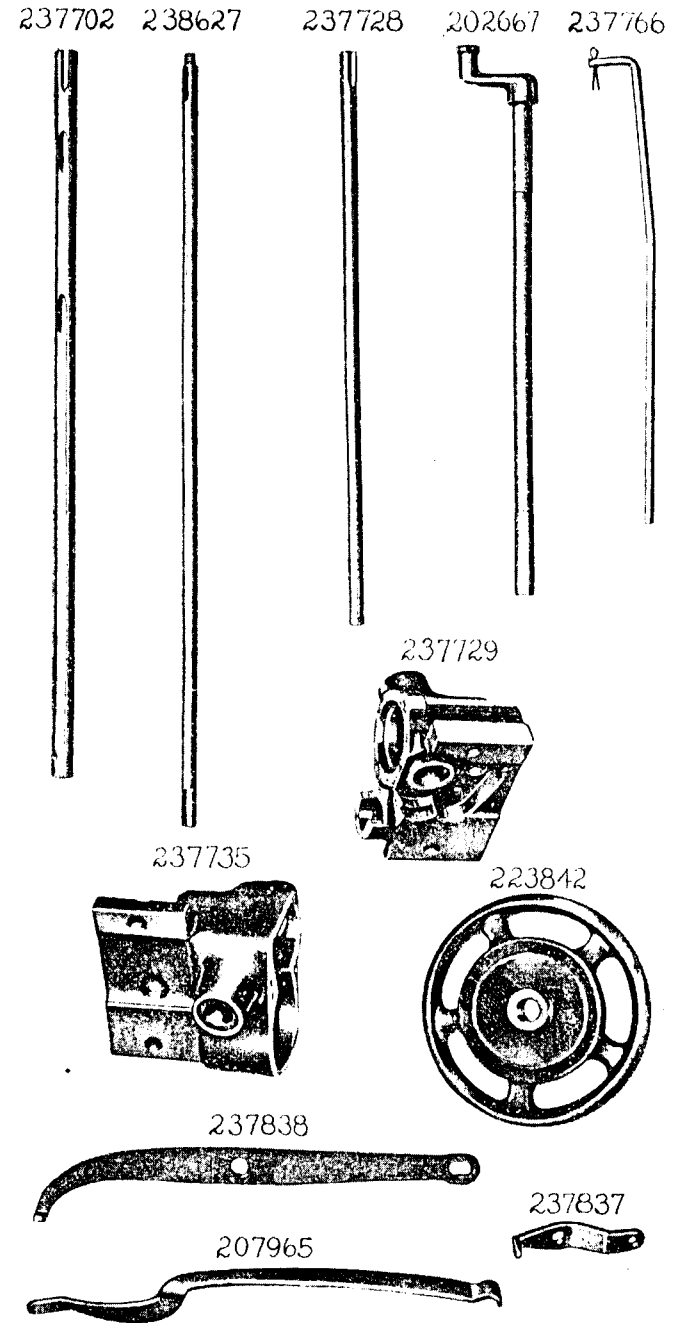


PLATE 14410—ONE-HALF SIZE

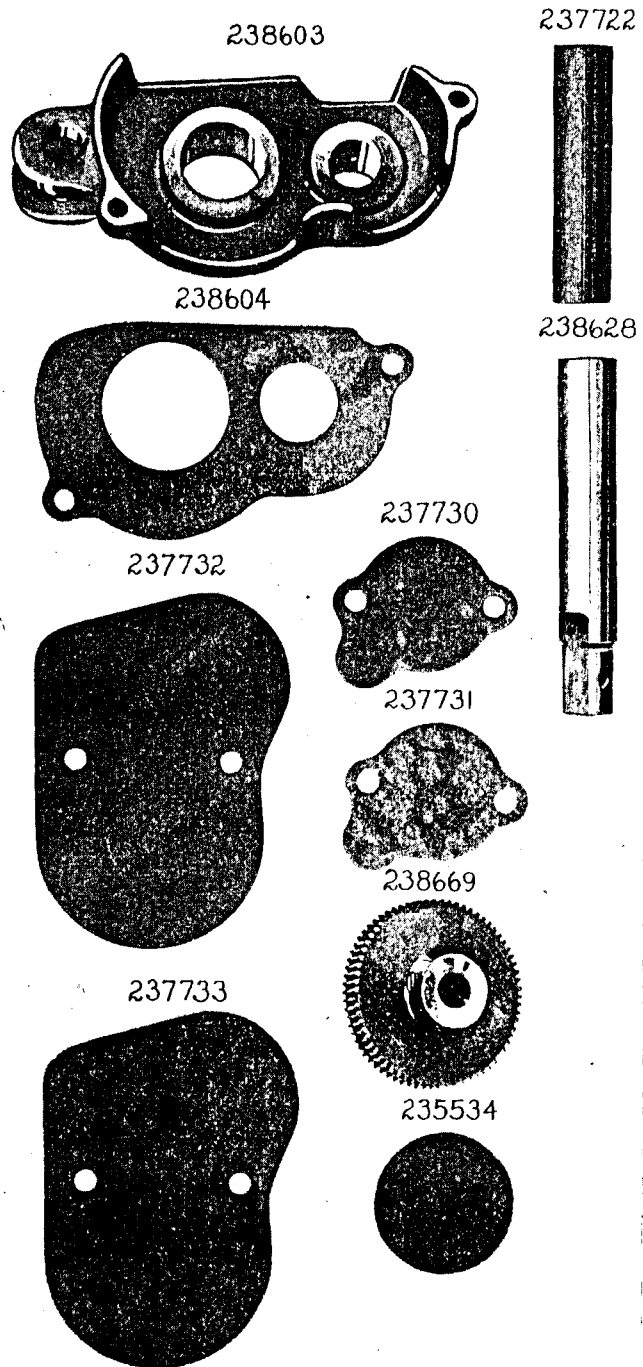


PLATE 14412—ONE-HALF SIZE

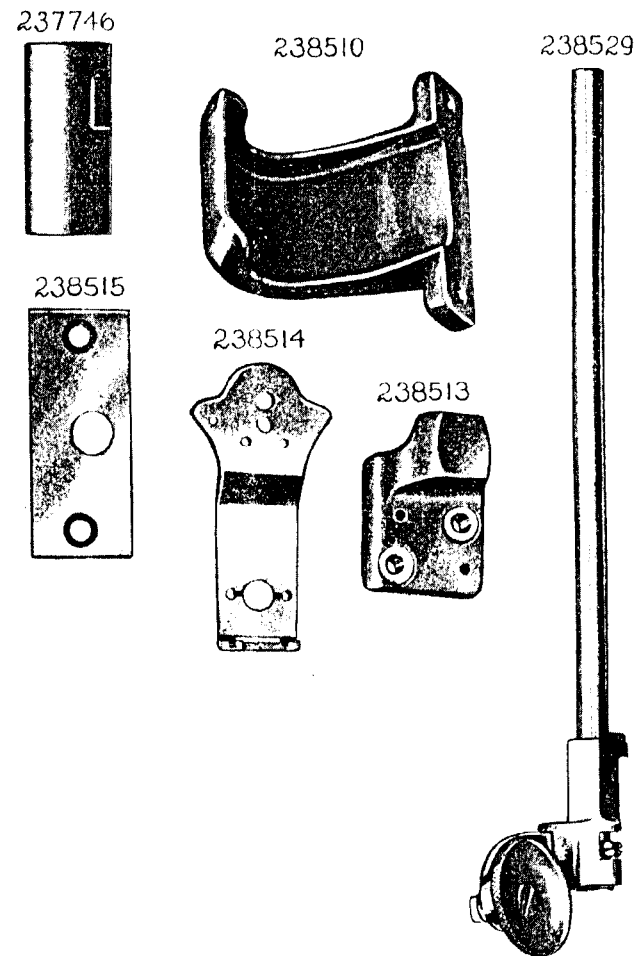


PLATE 14413—FULL SIZE

