

**SINGER**  
**115W100**

# PRICE LIST

OF

# PARTS



## MACHINE No. 115w 100

THE SINGER MANUFACTURING COMPANY

## INDEX

---

	PAGE
ACCESSORIES.....	19
BOBBIN WINDER.....	19
FEED DOGS.....	22
KNEE LIFTER PARTS.....	20
MACHINE No. 115w100.....	7
NUMERICAL LIST OF PARTS.....	29
OBSOLETE PARTS.....	27
PATTERN CAMS.....	23
RATCHET WHEELS.....	24
THREAD UNWINDER.....	20
UNDER DRIVER.....	25

# Instructions for Ordering

In ordering from this list, use **ONLY** the **PART** number in the **FIRST** column.

The number stamped on a Sewing Machine Part is the number of the Single Part only, except when the part includes Set Screws, Clamping Screws, Studs and Rollers Spun on, Small Wires riveted, or Parts soldered together, etc., which it is necessary to furnish in combination.

Every combination of parts sent out has its specific number which, although not stamped on Parts (except in above cases) must be used when ordering the combination.

Each number always indicates the **SAME PART** in whatever list it appears, or for whatever Machine.

The letters after some of the numbers indicate the style of finish only, as follows:

- A. Hardened, Polished and Plated.
- B. Polished and Plated.
- C. Hardened only.
- D. Polished only.
- E. Soft, not polished.
- F. Hardened and Polished.
- H. Blued.

These letters **MUST BE USED** when they appear in the list and **AFTER** the number, as in the list.

In this series

- 1 to 1500 and 200001 to 201500 are Screw Numbers.
- 1501 to 1800 and 201501 to 201800 are Nut Numbers.
- 1801 to 2000 and 201801 to 202000 are Roller Numbers.
- 2001 to 50000, 202001 and upwards are Numbers of Machine Parts.


The figures in the second column refer only to the plate in which the illustration of the part is shown and are **NOT TO BE USED** in ordering.

Two or more numbers over a cut indicate that the difference between such parts is not visible in an illustration.

Parts marked with an asterisk (\*) are furnished only when repairs are made at the factory.

## LIST OF PARTS COMPLETE

FOR



## MACHINE No. 115 w 100

### SCALLOP EMBROIDERY

No.	Plate	Name	Each
*221900	-----	Arm .....	\$ ---
221901	12560	" Cap .....	1 00
200278 <sub>n</sub>	12562	" " Screw .....	05
202248 <sub>n</sub>	12562	" " " Washer .....	05
222053	12562	" Oil Tube (front of Arm) with 29599	05
40217	12562	" " " " " " " " 29599	05
29599	-----	" " " Packing (felt)..... Per 100	25
8582	12562	" Position Pin (3) .....	02
123 <sub>f</sub>	12562	" Screw (1) .....	06
221902	12561	" Shaft .....	1 90
221903	12560	" " Bushing (back) .....	1 25
159 <sub>f</sub>	12562	" " " " Screw (3) .....	03
222025	12560	" " " (center) with 202260.....	35
202260	-----	" " " Oil Packing (wick)	01
200338 <sub>e</sub>	12562	" " " Set Screw .....	01
221904	12560	" " " (front) with 202260.....	1 25
202260	-----	" " " Oil Packing (wick)	01
200341 <sub>e</sub>	12562	" " " Set Screw .....	01

No.	Plate	Name	Each
144E	12562	Arm Shaft Screw	8 08
12193	12560	" Side Cover	10
286D	12562	" " " Thumb Screw	10
221905	12561	Balance Wheel with two 448c	1 25
448c	12562	" " Set Screw	03
*221906	---	Bed	--
221917	12562	Cord Draw Adjusting Slide with 1075E and 1536D	75
1075E	12562	Cord Draw Adjusting Slide Screw	03
1536D	12562	" " " " " Thumb Nut	10
231E	12562	Cord Draw Adjusting Slide Stop Screw	03
215180	12562	" " " " " " Washer	02
221918	12562	Cord Drawing Lever	40
229D	12562	" " " Screw	02
18172	12562	" Guide	10
221907	12562	" Leader with 201866 and 221911	2 25
221908	12562	" " Driving Cam Crank	1 25
1036c	12562	" " " " " Set Screw	03
1266c	12562	" " " " " " Check Screw	02
*221909	12563	Cord Leader Driving Fork Lever	2 00
221915	---	" " " " " 221909 with 201025D, 221907, 221912, 221913 and two 208E	5 00
221910	12563	Cord Leader Driving Fork Lever Hinge Stud	30
446c	12563	Cord Leader Driving Fork Lever Hinge Stud Set Screw	03
221911	12563	Cord Leader Lifting Bracket with 456c	50
456c	12563	" " " " " Set Screw	02
201865	---	" " Roller	12
201866	12563	" " " 201865 spun on Stud	20
221912	12563	" " Slide Plate	20
208E	12563	" " " " " Screw	02
221913	12563	" " Spring	03
221914	12563	" " " Hook	01
201025D	12563	" " " " " Screw	03
222037	12563	" Spool Spindle	50
221916	12563	" " " Bracket with 219B and 287B	50
219B	12563	Cord Spool Spindle Bracket Set Screw	02
287B	12563	" " " " " Thumb Set Screw	10
1480H	12563	" " Stop Screw	07
2102	12563	" Tension Disc	05
32572	12563	" " Releasing Disc	05
221921	12563	" " " Pin	03
10148	12563	" " Spring	03
201027c	12563	" " Stud	10

No.	Plate	Name	Each
1547E	12563	Cord Tension Stud Nut	8 03
1560R	12563	" " " Thumb Nut	01
221922	12560	Crank Connecting Rod with 777c, 21085, 221923, two each 896c and 1159E	2 15
777c	12561	Crank Connecting Rod Ball Screw Stud	12
1518E	12561	" " " " " " Nut	04
*221923	---	Crank Connecting Rod Cap (lower)	-
1159E	12561	" " " " " " Screw	03
*24085	---	" " " " " " (upper)	-
896E	12561	" " " " " " Screw	04
221924	12561	Face Plate	2 25
221925	12561	Face Plate complete, Nos. 231E, 1547E, 1560R, 10148, 32572, 201027c, 215180, 221917, 221921, 221924 and two 2102...	3 50
190R	12561	Face Plate Screw (3)	03
221926	12560	Feed Bar	2 00
221927	12560	" " Hinge Pin	30
454c	12561	" " " " " Set Screw	02
221928	12561	" " Lifting Crank with two 1259c...	60
221929	---	" " " " " 221928 with 447c and 201861	1 10
201860	12561	Feed Bar Lifting Crank Roller	25
201861	---	" " " " " 201860 with 224827	50
224827	---	Feed Bar Lifting Crank Roller Stud	25
447c	12561	" " " " " " " Set Screw	03
1259c	12561	Feed Bar Lifting Crank Set Screw	03
221931	12564	" " Spring (flat)	10
202E	12564	" " " " " Screw	02
222057	12565	" Dog	3 25
205E	12564	" " " " " Screw (2)	03
221933	12564	" Driving Cam with 455c and 1299c...	2 50
1299c	12564	" " " " " Position Screw	03
455c	12564	" " " " " Set Screw	02
21026	12561	" " " " " Sleeve	75
221934	12561	" " Rock Shaft with 454c	75
222022	---	" " " " " 221934 with 221926 and 221927	3 00
202305c	12564	Feed Driving Rock Shaft Center (2)	06
200043c	12564	" " " " " " Set Screw (2)	04
221935	12566	Feed Driving Rock Shaft Crank with 178E	40
20284	12571	" " " " " " Connection	75
221942	---	" " " " " " " 20284 with 1518E, 1519E, 3033, 221911 and two 375c	2 00
375c	12566	Feed Driving Rock Shaft Crank Connection Hinge Screw	12

No.	Plate	Name	Each
1518e	12564	Feed Driving Rock Shaft Crank Connection Hinge Screw Nut .....	\$ 04
178e	12566	Feed Driving Rock Shaft Crank Pinch Screw .....	03
224779	12588	Feed Lifting Cam with 455e and 1299e ..	2 50
1299e	12564	" " " Position Screw .....	03
455e	12564	" " " Set Screw .....	02
221937	12561	" " Rock Shaft .....	1 75
202305e	12564	" " " " Center (2) .....	06
200043e	12564	" " " " Set Screw (2) .....	04
221938	12566	" " " " Crank with 158e ..	40
*12204	---	" " " " Connection Cap .....	1
23672	12589	Feed Lifting Rock Shaft Crank Connection with 12204 and two 145e .....	1 00
145e	12569	Feed Lifting Rock Shaft Crank Connection Cap Screw .....	04
375e	12566	Feed Lifting Rock Shaft Crank Connection Hinge Screw .....	12
1518e	12564	Feed Lifting Rock Shaft Crank Connection Hinge Screw Nut .....	04
158e	12588	Feed Lifting Rock Shaft Crank Pinch Screw .....	03
221941	12566	Feed Regulating Bell Crank with 201073e and 201624n .....	60
1128e	12566	Feed Regulating Bell Crank Hinge Screw .....	12
3033	12566	" " " " Link .....	20
375e	12566	" " " " " Hinge Screw (lower) .....	12
1518e	12564	Feed Regulating Bell Crank Link Hinge Screw (lower) Nut .....	04
375e	12566	Feed Regulating Bell Crank Link Hinge Screw (upper) .....	12
1519e	12566	Feed Regulating Bell Crank Link Hinge Screw (upper) Nut .....	03
201073e	12566	Feed Regulating Screw Stud .....	10
201624n	12566	" " " " Check Nut ..	04
201217d	12566	" " Thumb Screw (2) .....	10
221943	12567	Index Finger .....	1 25
175B	12567	" " Screw (2) .....	02
5596	12567	Knee Lifter Bell Crank .....	05
5599	12567	" " " " Bracket .....	08
178e	12566	" " " " " Screw (2) ..	03
5601	12567	" " " " Hinge Pin .....	01
5735	12567	" " " " Spring .....	02
5598	12567	Knee Lifter Bell Crank complete, Nos. 5596, 5599, 5601 and 5735 .....	20
222089	12561	Knee Lifter Lifting Lever .....	70
222090	12567	" " " " Connecting Rod .....	08

No.	Plate	Name	Each
12416	12567	Knee Lifter Lifting Lever Connecting Rod Joint .....	\$ 08
76e	12567	Knee Lifter Lifting Lever Connecting Rod Joint Hinge Screw .....	06
1521e	12567	Knee Lifter Lifting Lever Connecting Rod Lock Nut .....	03
200221n	12567	Knee Lifter Lifting Lever Hinge Screw .....	12
231390	12571	Needle Bar .....	80
221945	12568	" " Connecting Link .....	90
221946	12568	" " Stud with 1258e and 1904 .....	2 00
1904	12568	Needle Bar Connecting Stud Roller .....	12
1258e	12568	" " " " Set Screw .....	02
*222061	---	" Holder Body with 200117e and 201030e .....	1
201030e	12568	Needle Holder Screw .....	02
*222065	---	" " Slide with 200117e .....	1
200118e	12568	" " " Screw .....	02
200117f	12568	" Set Screw .....	02
222066	12568	Needle Holder (adjustable from $\frac{1}{4}$ to $\frac{3}{4}$ in. gauge) complete, Nos. 200118e, 222061 and 222065 .....	4 00
14031	12568	Oscillating Rock Shaft with 4784 .....	1 50
22157	12568	" " " Crank with 735e ..	30
2049	12568	" " " " Position Pin ..	01
735e	12568	" " " " Set Screw ..	02
4784	---	" " " Oil Pad .....	01
7317	12568	" Shaft .....	40
29048	12568	" " Crank .....	30
2049	12568	" " " Position Pin .....	01
15170	12568	" " " Slide Block .....	35
2290	12562	" " " " Cap Screw ..	02
12424	12568	" " " " " " " Washer .....	02
1035e	12568	Oscillating Shaft Crank Slide Block Screw Stud .....	15
1519e	12566	Oscillating Shaft Crank Slide Block Screw Stud Nut .....	03
15171	12568	Oscillating Shaft Crank Slide Block complete, Nos. 2290, 1035e, 12424 and 15170 .....	50
735e	12568	Oscillating Shaft Crank Set Screw .....	02
29176	12568	Oscillating Shaft Crank complete, Nos. 735e, 1519e, 15171 and 29048 .....	85
222049	12585	Pattern Cam .....	1 50
222097	12588	" " Friction Spring .....	25
222096	---	" " " " Button .....	10
201619e	12569	" " " " Thumb Nut ..	45
222098	12569	Pattern Cam Friction Spring complete, Nos. 222016, 222097 and three 222096 ..	80
202120	12569	Pattern Cam Position Pin .....	01

No.	Plate	Name	Each
145F	12569	Pattern Cam Screw	\$ 04
222016	12569	" " Washer	25
222056	12571	" Feed Plate with two 222003 and four 211F	5 00
222003	12569	Pattern Feed Plate Driving Block	50
211F	12569	" " " " " Screw	02
222017	12569	" " " " Lever with 446c	65
201024c	12569	Pattern Feed Plate Driving Lever Hinge Screw Stud	65
1610c	12569	Pattern Feed Plate Driving Lever Hinge Screw Stud Nut	05
201857	12569	Pattern Feed Plate Driving Lever Roller	10
201022c	12569	" " " " " " " Stud	25
491b	12569	Pattern Feed Plate Driving Lever Roller Stud Cap Screw	02
1520b	12569	Pattern Feed Plate Driving Lever Roller Stud Nut	03
222020	12571	Pattern Feed Plate Gib (back)	1 00
222021	12571	" " " " (front)	1 00
211F	12569	" " " " Screw	02
222018	12570	" " " Pitman	20
222019	----	" " " " 222018 with 1697c, 1698c, 222021 and 222051	3 25
*38444	----	Pattern Feed Plate Pitman End Bearing (left)	--
222024	12570	Pattern Feed Plate Pitman End Bearing 38444 with 42524, 201029c and two 187b	1 50
201029c	12570	Pattern Feed Plate Pitman End Bearing (left) Ball Screw Stud	15
*42524	----	Pattern Feed Plate Pitman End Bearing (left) Cap	--
187b	12570	Pattern Feed Plate Pitman End Bearing (left) Cap Screw	02
1698c	12570	Pattern Feed Plate Pitman End Bearing (left) Check Nut	03
*38443	----	Pattern Feed Plate Pitman End Bearing (right)	--
222051	12570	Pattern Feed Plate Pitman End Bearing 38443 with 42525, 222050 and two 187b	1 50
222050	12570	Pattern Feed Plate Pitman End Bearing (right) Ball Stud	25
446c	12563	Pattern Feed Plate Pitman End Bearing (right) Ball Stud Set Screw	03
*42525	----	Pattern Feed Plate Pitman End Bearing (right) Cap	--
187b	12570	Pattern Feed Plate Pitman End Bearing (right) Cap Screw	02

No.	Plate	Name	Each
1697c	12570	Pattern Feed Plate Pitman End Bearing (right) Check Nut	\$ 03 <sup>7</sup>
221949	12571	Presser Bar	30
2062A	12570	" " Lifter	20
36c	12570	" " " Hinge Screw	10
221950	12570	" " Lifting Bracket with 453c	1 50
453c	12570	" " " " Set Screw	02
8111	12570	" " Spring	05
263b	12570	" " Thumb Screw (pressure reg ulating)	20
222039	12573	Presser Foot Bracket	1 25
222081	12573	" " Plate	5 00
222082	12573	" " " Cord Guide	50
210b	12573	" " " " " Screw	02
222041	12573	" " " Hinge Pin	02
767b	12573	" " " " " Set Screw	02
222042	12573	" " " Smoothing Plate	1 75
222043	12573	" " " " Hinge Pin	01
222044	12573	" " " " Shank	35
1296c	12573	" " " " " Guide Screw	02
222045	12573	Presser Foot Smoothing Plate Spring	02
222083	12573	Presser Foot (tinged) complete, Nos. 210b, 767b, 1296c, 222039, 222041 to 222045, 222081 and 222082	10 00
221956	12570	Presser Foot Lifting Cam	90
402b	12570	" " " " Screw	02
221957	12570	" " " Lever with 1186c	1 25
222067	12571	" " " " Driving Lever with 221960 and 221961	1 50
200696c	12571	Presser Foot Lifting Lever Driving Lever Interlocking Stud	10
222068	12571	Presser Foot Lifting Lever Driving Lever Interlocking Stud Bracket with 200362c	75
200362c	12571	Presser Foot Lifting Lever Driving Lever Interlocking Stud Bracket Set Screw	03
201625b	12571	Presser Foot Lifting Lever Driving Lever Interlocking Stud Nut	15
222069	12571	Presser Foot Lifting Lever Driving Lever Interlocking Stud Releaser	40
200280b	12571	Presser Foot Lifting Lever Driving Lever Interlocking Stud Releaser Hinge Screw	06
222070	12571	Presser Foot Lifting Lever Driving Lever Interlocking Stud Spring	02
222084	----	Presser Foot Lifting Lever Driving Lever Interlocking Stud Bracket complete, Nos. 200280b, 200696c, 201625b and 222068 to 222070	1 50

No.	Plate	Name	Each
221960	12574	Presser Foot Lifting Lever Driving Lever Roller	\$ 12 5
221961	12574	Presser Foot Lifting Lever Driving Lever Roller Stud	04
221962	12574	Presser Foot Lifting Lever Driving Lever Spring	05
1186c	12570	Presser Foot Lifting Lever Pinch Screw	01
222071	12574	" " " " Shaft	15
190d	12564	" " Screw	03
222009	12575	Ratchet Pawl	25
221997	12575	" " Bell Crank with 3812 and two 185c	5 00
221998	---	Ratchet Pawl Bell Crank 221997 with 30c, 228e, 1654c, 222009 and 222010	5 50
38442	12575	Ratchet Pawl Bell Crank Ball Stud	25
446c	12563	" " " " " " Set Screw	03
185c	12575	Ratchet Pawl Bell Crank Screw	02
*38127	---	" " Driving Eccentric	---
*222073	---	" " " " " " Body	---
1285c	12575	" " " " " " Position Screw	01
443c	12575	Ratchet Pawl Driving Eccentric Body Set Screw	03
21331	12575	Ratchet Pawl Driving Eccentric Pressure Spring	03
21332	12575	Ratchet Pawl Driving Eccentric Pressure Spring Cap	10
934d	12575	Ratchet Pawl Driving Eccentric Pressure Spring Cap Screw	02
1103c	12575	Ratchet Pawl Driving Eccentric Regulating Screw	15
196e	12575	Ratchet Pawl Driving Eccentric Set Screw	02
222074	12575	Ratchet Pawl Driving Eccentric complete, Nos. 196e, 443c, 934d, 1103c, 1285c, 21331, 21332, 38127 and 222073	5 00
222075	12571	Ratchet Pawl Driving Pitman with 116c and two 145e	1 50
145e	12569	Ratchet Pawl Driving Pitman Screw	01
30c	12575	" " Hinge Screw	08
1654c	12575	" " " " " " Nut	04
222010	12575	" " Spring	06
228e	12575	" " " " " " Screw	02
222062	12572	" Wheel, 132 teeth, with 202120	1 75
222011	12575	" " Stop with 222012	50
222012	12575	" " " " " " Position Pin	01
222013	12575	" " " " " " Spring	02
222014	12572	" " Stud	2 50
222015	12561	" " " " " " Bracket	2 50

No.	Plate	Name	Each
2049	12568	Ratchet Wheel Stud Bracket Position Pin (2)	\$ 01
134d	12575	Ratchet Wheel Stud Bracket Screw (3)	05
1504e	12575	" " " " " " Nut	06
222094	---	Ratchet Wheel Stud Bracket complete, Nos. 404d, 1504e, 1520e, 1610c, 201022c, 201024c, 201619e, 201857, 221998, 222011, 222014, 222015, 222017, 222049, 222062, 222098 and two 145e	18 00
2996	12574	Shuttle Bobbin	05
221964	12574	" " Case	45
15141	---	" " " " Hinge, Nos. 2973, 2974 and 15140	25
15140	12571	Shuttle Bobbin Case Latch	10
2973	12574	" " " " " " Lever	10
2974	12571	" " " " " " Fulcrum Pin	Per 100 10
2975	12574	Shuttle Bobbin Case Latch Spring	02
592e	12574	" " " " " " Stop Screw	02
222108	---	" " " " " " Position Finger	10
2523	---	" " " " " " Rivet	Per 100 25
222080	12574	Shuttle Bobbin Case Tension Spring	10
591e	12571	" " " " " " Regulating Screw	02
221965	12574	Shuttle Bobbin Case complete, Nos. 591e, 592e, 2523, 2975, 15141, 221964, 222080 and 222108	85
15728	12576	Shuttle Body	75
221966	12576	" Driver with two 462c	1 00
2049	12568	" " Position Pin	01
462c	12576	" " Set Screw	02
224810	12589	" Pitman	20
224811	---	" " 224810 with 201520c, 201610c, 224812 and 224813	1 30
222099	12576	Shuttle Pitman Bell Crank	1 00
221968	12576	" " " " " " Hinge Pin	15
143c	12575	" " " " " " Set Screw	03
224812	12588	Shuttle Pitman End Bearing (left)	50
201640c	12588	" " " " " " Check Nut	04
224813	12588	Shuttle Pitman End Bearing (right)	50
201520c	12588	" " " " " " Check Nut	04
375c	12566	Shuttle Pitman Hinge Screw (2)	12
1518e	12564	" " " " " " Nut (2)	04
11049	12577	" Race Back	40
2532	12576	" " " " " " Position Pin	Per 100 10

No.	Plate	Name	Each
2533	12577	Shuttle Race Back Spring	\$ 12
648D	12576	" " " " Screw	07
221969	12577	" " Body	1 50
202126	12576	" " " Position Pin	01
145F	12569	" " " Screw (2)	01
221970	12572	" " Bracket	2 10
14051	12576	" " " Adjusting Slide	30
14105	12576	" " " " " Position Pin (2)	Per 100 25
211F	12569	Shuttle Race Bracket Adjusting Slide Screw (2)	02
146D	12576	Shuttle Race Bracket Screw (3)	05
221971	-----	Shuttle Race Bracket complete, Nos. 7317, 14031, 22157, 29176, 221966, 221970 and three 2049	6 00
222076	12577	Shuttle Race Cap	2 00
335E	12576	" " " Screw	02
221973	-----	Shuttle Race complete, Nos. 648D, 2533, 14049, 221969, 222076, two each 335E and 2532	4 25
221974	12578	Spreader	1 35
221975	12578	" Arm	50
221976	12578	" " Crank (lower) with 1340c and 201026c	70
221977	12578	Spreader Arm Crank (lower) Link	25
201023c	12578	" " " " " Hinge Screw (2)	06
1547E	12563	Spreader Arm Crank (lower) Link Hinge Screw Nut (2)	03
1340c	12588	Spreader Arm Crank (lower) Position Screw	01
201026c	12578	Spreader Arm Crank (lower) Set Screw	03
222058	12578	" " " (upper) with 1340c and 201026c	70
201026c	12578	Spreader Arm Crank (upper) Set Screw	03
1340c	12588	" " " " " Position Screw	04
222102	12589	Spreader Arm Crank Shaft	35
222106	12588	" " " " Bushing	30
200364c	12588	" " " " " Set Screw	1 03
222091	12578	Spreader Arm Position Collar (lower) with two 201093F	20
221980	12578	Spreader Arm Position Collar (upper) with two 201093F	20
201093F	12578	Spreader Arm Position Collar Set Screw	02
222088	12578	" Driving Arm	60
222085	12572	" " " 222088 with 2022, 200364E, 201881 and 222087	1 15

No.	Plate	Name	Each
221982	12572	Spreader Driving Arm Pitman	\$ 20
222059	-----	" " " " 221982 with 1520E, 1697c, 1698c, 222023, 222058 and 224828	4 00
*38444	-----	Spreader Driving Arm Pitman End Bearing (back)	---
224828	12579	Spreader Driving Arm Pitman End Bearing 38444 with 42524, 201214c and two 187D	1 50
201214c	12579	Spreader Driving Arm Pitman End Bearing (back) Ball Screw Stud	15
*42521	-----	Spreader Driving Arm Pitman End Bearing (back) Cap	---
187D	12570	Spreader Driving Arm Pitman End Bearing (back) Cap Screw	02
1698c	12570	Spreader Driving Arm Pitman End Bearing (back) Check Nut	03
*38443	-----	Spreader Driving Arm Pitman End Bearing (front)	---
222023	12579	Spreader Driving Arm Pitman End Bearing 38443 with 679c, 42525 and two 187D	1 50
679c	12579	Spreader Driving Arm Pitman End Bearing (front) Ball Screw Stud	12
1520E	12569	Spreader Driving Arm Pitman End Bearing (front) Ball Screw Stud Nut	03
*42525	-----	Spreader Driving Arm Pitman End Bearing (front) Cap	---
187D	12570	Spreader Driving Arm Pitman End Bearing (front) Cap Screw	02
1697c	12570	Spreader Driving Arm Pitman End Bearing (front) Check Nut	03
2022	12578	Spreader Driving Arm Position Pin	01
201816	12578	" " " " Roller	12
201881	-----	" " " " 201816 with 201141	22
201141	12588	Spreader Driving Arm Roller Stud	10
200364E	12588	" " " " " " Set Screw	03
222087	12578	Spreader Driving Arm Shaft	50
222086	12578	" " " " " Collar with 200380c	20
200380c	12578	Spreader Driving Arm Shaft Collar Set Screw	02
222052	12572	Spreader Driving Cam with 1285c and 1490c	1 75
1285c	12575	Spreader Driving Cam Position Screw	01
1490c	12579	" " " " Set Screw	01
226D	12578	" Screw (2)	02
221985	12572	Tension Bracket with 221989 and two 454c	1 25



No.	Plate	Name	Each
647F	12579	Tension Bracket Screw (2) .....	\$ 03
221986	-----	Tension Bracket complete, Nos. 190b, 231c, 221985, 221987, 221988, 222038, 222060, two each 724b, 1013c, 1560b, 10148, 22179, 29662 and four 2102 ....	3 75
2102	12563	Tension Disc .....	05
221987	12579	" Releaser .....	75
221988	12579	" " Adjusting Piece .....	25
231c	12562	" " " " Screw .....	03
724b	12579	" " Screw .....	05
222038	12579	" " Spring .....	04
221989	12579	" " " Hook .....	02
10148	12563	" Spring .....	03
1043c	12579	" Stud .....	12
196b	12575	" " Set Screw .....	02
1560b	12563	" Thumb Nut .....	04
222060	12579	" Thread Eyelet (double) .....	10
190b	12564	" " " Screw .....	03
221990	12579	Thread Guide (lower) .....	03
12149	12579	" " (upper) .....	05
222054	12572	" Take-up Cam with 448c, 743c and 1036c .....	1 75
222055	12572	Thread Take-up Cam 222054 with 1266c, 221908, 221945, 221946, 221956 and two 402b .....	6 75
743c	12579	Thread Take-up Cam Position Screw ....	05
448c	12562	" " " Set Screw .....	03
222078	12580	" " Lever with 201880 and 222103	75
76c	12567	" " " Hinge Screw .....	06
201880	12580	" " " Roller .....	12
222103	12588	" " " Cap .....	08
2410	12580	" " Roller .....	25
810b	12580	" " " Stop Screw .....	03
221994	12580	" " " Stud .....	50
221995	-----	" " " " 221994 with 810b and two 2410 .....	1 00
446c	12563	Thread Take-up Roller Stud Set Screw ..	03
29662	12580	" " Spring .....	03
22179	12580	" " Regulator with 196b ..	30
454c	12564	" " " " Set Screw .....	02

## ACCESSORIES

No.	Plate	Name	Each
25527b	12581	Cloth Guide .....	\$ 10
287b	12563	" " Thumb Screw .....	10
36553	12583	Tweezers .....	10
16 x 99	-----	Needles, twelve, size 14 .....	Per doz. 20
222100	-----	Drip Pan, 17½ in. long, with four wire nails	1 50
12361	12581	Machine Hinge Connection (2) .....	15
14400	12583	" Rest Pin (wood) .....	04
36578	12583	Oiler with 36579 .....	10
36579	12583	" Spout 3 in. long .....	06
225198	12583	Screw Driver, 7¼ in. long .....	15
2996	12574	Shuttle Bobbin (5) .....	05
225197	12583	" " Case Screw Driver .....	10
25086	12583	Wrench .....	10
25200	12583	" .....	10

### BOBBIN WINDER

#### Swing Automatic Right Hand

27552	12581	Base .....	15
15072	-----	Bobbin Position Pin .....	Per 100 10
27302	12581	Frame .....	15
32b	12581	" Hinge Screw .....	10
27303	12581	" Spring .....	03
27553	12581	Pulley .....	20
27538	12581	Spindle with 15072 .....	20
27306	12581	Spool Pin .....	05
27307	12581	" Stand .....	10
27308	12581	Spool Stand complete, Nos. 418b, 1562b, 2106, 10141, 11241, 27306, 27307, two each 2155 and wood screws 1 in., No. 10	35
11241	-----	Spool Washer (cloth) .....	Per 100 25
27312	12581	Stop Latch .....	08
35b	12581	" " Hinge Screw .....	07
2155	12581	Tension Disc .....	02
1562b	12581	" Regulating Thumb Nut .....	04
418b	12581	" Screw Stud .....	08
10141	12581	" Spring .....	01
2106	12581	" Thread Guide .....	01
27650	12581	Bobbin Winder, Nos. 32b, 35b, 27302, 27303, 27312, 27538, 27552, 27553 and two wood screws 1 in., No. 7 .....	1 00
27554	-----	Bobbin Winder complete, Nos. 27308 and 27650 .....	1 35

## THREAD UNWINDER

FOR FOUR LARGE SPOOLS OR FOUR LARGE CONES

## OF THREAD

No.	Plate	Name	Each
27623	12586	Spool Pin .....	\$ 08
155c	12581	" " Set Screw .....	03
41534	12586	" Rest .....	50
41535	-----	" " 41534 with 4149c, four each 155c and 27623 .....	1 00
1149c	12581	Spool Rest Set Screw .....	04
27940	12586	" Stand with 453c .....	20
41514	12586	" Weight, 1 in. diam., with 41515 .....	15
41515	12586	" " Center Pin .....	05
27739	12586	Thread Cone (wood) .....	05
41633	12586	" Guard with 208c and four 41569 .....	45
41569	12586	" " Eyelet .....	02
41637	12586	" " Rod (lower) .....	10
41638	12586	" " " (upper) .....	15
41639	12586	" " " Coupling with two 456c .....	20
456c	12563	" " " " Set Screw .....	02
41640	-----	Thread Guard Rod complete, 20 in. long, Nos. 41637 to 41639 .....	45
453c	12570	Thread Guard Rod Set Screw .....	02
208c	12563	" " Screw .....	02
41537	12586	Thread Unwinder complete, for four large spools or four large cones of thread, Nos. 27940, 41535, 41633, 41640, three wood screws 1 in., No. 12, and four each 27739 and 41514 .....	2 80

## KNEE LIFTER

2763	12561	Rock Shaft .....	10
2777	12561	" " 2763 with 2768, 2770, 2778, 6337 and two 12242 .....	1 00
12242	12561	Rock Shaft Hanger with two wood screws 1 in., No. 10 .....	08
2765	12561	Rock Shaft Knee Arm .....	10
2766	12561	" " " " Hub with 356c .....	15
356c	12581	" " " " " Set Screw .....	06
2768	-----	Rock Shaft Knee Arm complete, Nos. 2765 to 2767 .....	40
2767	12561	Rock Shaft Knee Plate with 356c .....	18
356c	12581	" " " " " Set Screw .....	06
6337	12561	" " " " " Lifting Bracket with two 356c .....	20
2778	12561	" " " " " Hook .....	05
356c	12581	" " " " " Set Screw .....	06
356c	12581	" " " " " Set Screw .....	06
2770	12561	" " Stop Dog with 356c .....	12

No.	Plate	Name	Each
356c	12581	Rock Shaft Stop Dog Set Screw .....	\$ 06

(Other Knee Lifter parts are listed with parts of machine head).

## FEED DOGS

No.	Plate	Name	Each
222057	12565	Feed Dog (fine)	\$34.25
222095	12565	" " (coarse)	3 25

## PATTERN CAMS

No.	Plate	Name	Each
222005	12585	Pattern Cam	\$1.50
222026	12585	" "	1.50
222027	12585	" "	1.50
222028	12585	" "	1.50
222029	12585	" "	1.50
222030	12585	" "	1.50
222031	12585	" "	1.50
222032	12585	" "	1.50
222033	12585	" "	1.50
222034	12585	" "	1.50
222035	12585	" "	1.50
222036	12585	" "	1.50
222049	12585	" "	1.50
222079	12585	" "	1.50
222092	12585	" "	1.50
222121	12587	" "	1.50
222122	12587	" "	1.50
222123	12587	" "	1.50
222124	12587	" "	1.50
222125	12587	" "	1.50
222126	12587	" "	1.50
222127	12587	" "	1.50

## RATCHET WHEELS

No.	Plate	Name	Each
222008	—	Ratchet Wheel, 48 teeth, with 202120.....	\$1.75
222048	—	" " 66 teeth, with 202120.....	2.00
222061	—	" " 116 teeth, with 202120.....	1.75
222062	12572	" " 132 teeth, with 202120.....	1.75
222063	—	" " 144 teeth, with 202120.....	1.75

## UNDER DRIVER

### BALL BEARING, RIGHT HAND, ROUND BELT, TWO SPEED

No.	Plate	Name	Each
227370	11126	Cone Pulley, two speed, 12 in. and 5½ in. belt diam., with 227553 .....	\$1.35
25362	12321	Cone Pulley Ball, size ¾ inch..... Per 100	80
204100	12321	" " " Bearing Cup .....	12
204101	12321	" " " Cap .....	02
204102	12321	" " " Retaining Spring .....	05
227553	12322	Cone Pulley Ball Cup complete, Nos. 204100 to 204102 and thirteen 25362..	15
202459	11126	Driving Pulley, 7¼ in. diam., with 202460 and 204105 .....	75
202460	11126	Driving Pulley Friction Ring (leather)...	05
204105	12321	" " " " Stop Pin ..	01
227743	—	" " Shaft (hollow) with 204109, 204110, 204112 and two 204111.....	60
202461	11126	Driving Pulley Shaft 227743 with 204107, 204108 and eleven 25303 .....	1.00
25303	12321	Driving Pulley Shaft Ball, size ¼ in. Per 100	1.00
204107	12321	" " " " Cup .....	10
204108	12321	" " " " Cap .....	02
204109	—	" " " Oil Plug .....	01
204110	—	" " " Oiling Leather .....	02
204111	—	" " " " Pin (leather) .....	01
204112	12322	Driving Pulley Shaft Oiling Wick.....	01
200524c	12321	" " " Set Screw .....	06
204113	12321	" " " Thimble .....	10
227734	11126	Frame with 200524c .....	80
202463	11126	Lever (compression) with 204117, two each 200524c and 202845 .....	15
227735	11126	Lever Brake with 200524c, 204122 and two 200374c .....	35
227736	11126	Lever Brake 227735 with 200082b and 227737 .....	60
227737	11126	Lever Brake Belt Guard .....	20
200082b	12321	" " " " Screw .....	03
204122	12322	" " " Leather .....	05
200374c	12321	" " " Set Screw .....	02
200524c	12321	" " " Set Screw .....	06
204123	12322	" " " Spring .....	05
204117	12321	" Compression Plate .....	10
202845	12321	" " " Rivet .....	01
202464	11126	" " Shaft with 202302 .....	20
202302	12321	" " " Cotter Pin .....	01

No.	Plate	Name	Each
200524c	12321	Lever Compression Shaft Set Screw	\$ .06
27070	11126	Shaft Pulley (sectional, grooved) 10 in. diam., 1 3/8 in. bore, with two 597c	.45
597c	12581	Shaft Pulley Clamping Screw	.08
227976	11126	Treadle with 200540b	.45
227977	11126	" 227976 with 227978	.60
227978	11126	" Adjustable Connecting Slide	.15
200540b	12581	" " " " Set Screw	.10
202468	11126	Treadle Pitman Rod (lower or upper)	.05
204126	12321	" " " Clamp with two 200530c	.20
200530c	12321	Treadle Pitman Rod Clamp Set Screw	.05
227980	11126	Treadle Pitman complete, Nos. 204126 and two 202468	.30
204127	11126	Treadle Stand (left) with two wood screws 1 in., No. 13	.08
204128	11126	Treadle Stand (right) with two wood screws 1 in., No. 13	.08
227981	---	Treadle and Stand complete, Nos. 204127, 204128 and 227977	.75
227982	---	Treadle and Pitman complete, Nos. 227980 and 227981	.90
227740	---	Transmitter complete, Nos. 202459, 202461, 202463, 202464, 204113, 204123, 227370, 227734, 227736 and three wood screws 1 3/8 in., No. 15	3.00
227985	---	Under Driver (ball bearing), lever pressure, right hand, two speed, complete, Nos. 27070, 227740 and 227982	4.00

## OBSOLETE PARTS

No.	Plate	Name	Each
221930	12564	Feed Bar Lifting Crank Roller Stud	\$ .25
221936	12566	" Lifting Cam with 155c and 1299c	2.50
221939	12571	" " Rock Shaft Crank Connection with 221940 and two 1057c	2.25
221940	12566	Feed Lifting Rock Shaft Crank Connection Cap, for 221939	.20
221944	12582	Needle Bar	1.00
221948	12582	" Holder with two 196c	2.00
222040	---	Presser Foot Plate	5.50
222046	---	Presser Foot (hinged) complete, Nos. 767b, 1296c and 222039 to 222045	10.00
221958	12582	Presser Foot Lifting Lever Driving Lever with 1036c	1.25
221959	---	Presser Foot Lifting Lever Driving Lever 221958 with 221960 and 221961	1.40
221963	12582	Presser Foot Lifting Lever Shaft	.15
222000	12582	Ratchet Pawl Driving Eccentric with 455c and 1299c	2.50
222001	12582	Ratchet Pawl Driving Pitman with 446c and two 145c	1.50
221967	12572	Shuttle Pitman	1.00
221972	12582	" Race Cap	2.00
221979	12572	Spreader Arm Crank Shaft	.35
221981	12582	" Driving Arm	.50

PLATE 11126-ONE-SIXTH SIZE

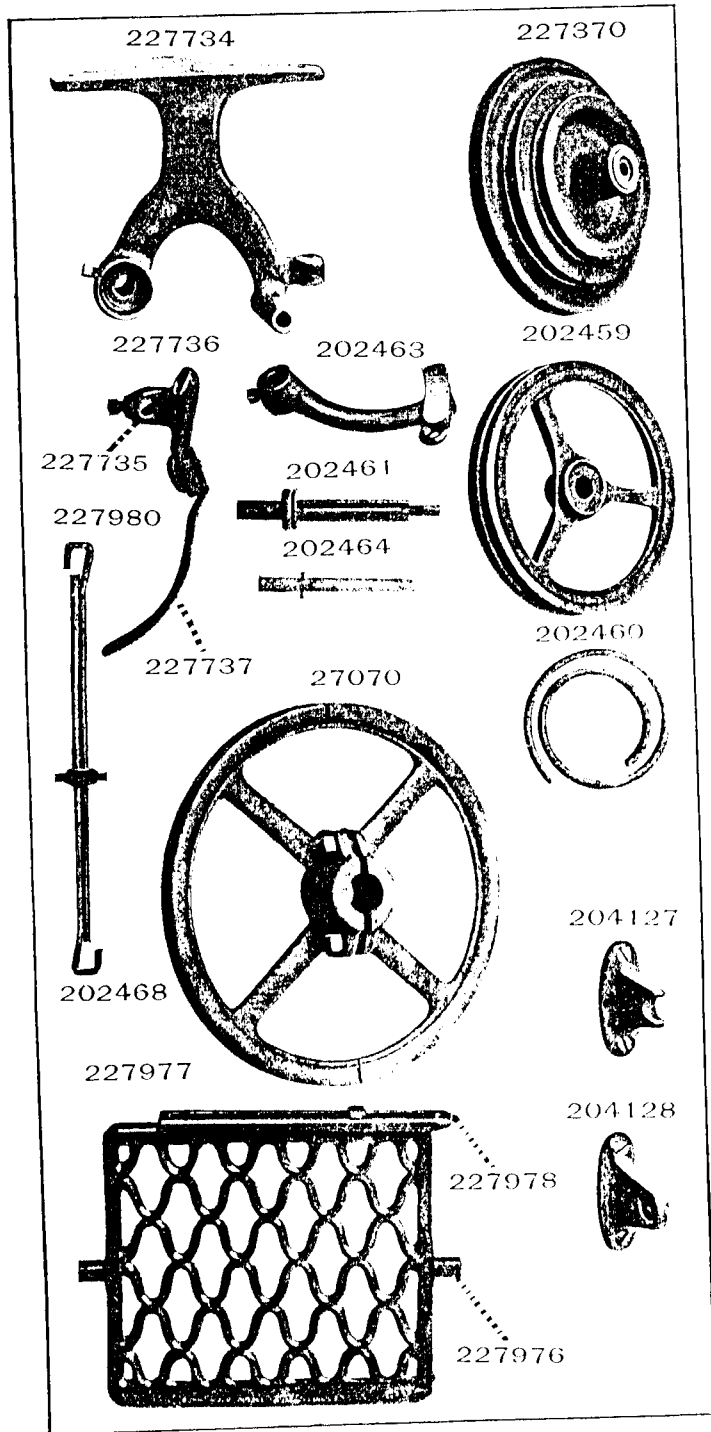


PLATE 12560—ONE-HALF SIZE

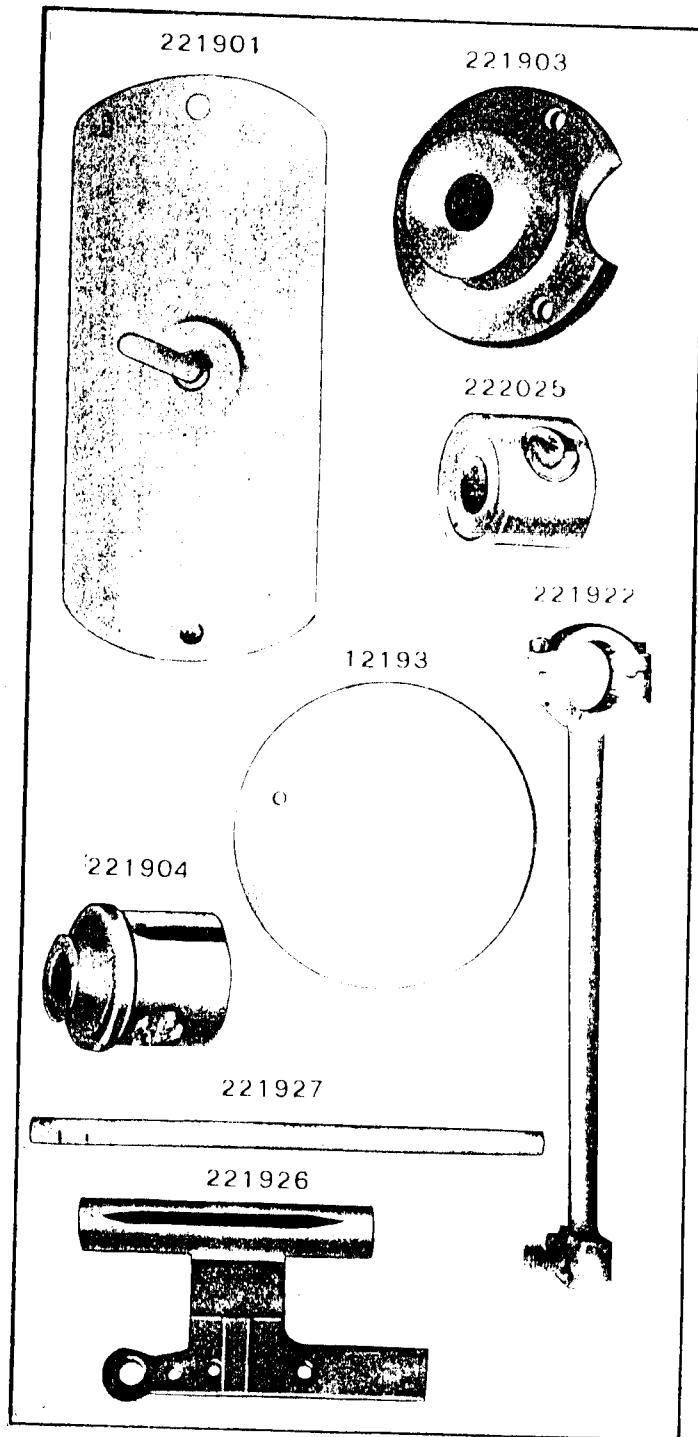


PLATE 12561—ONE-FOURTH SIZE

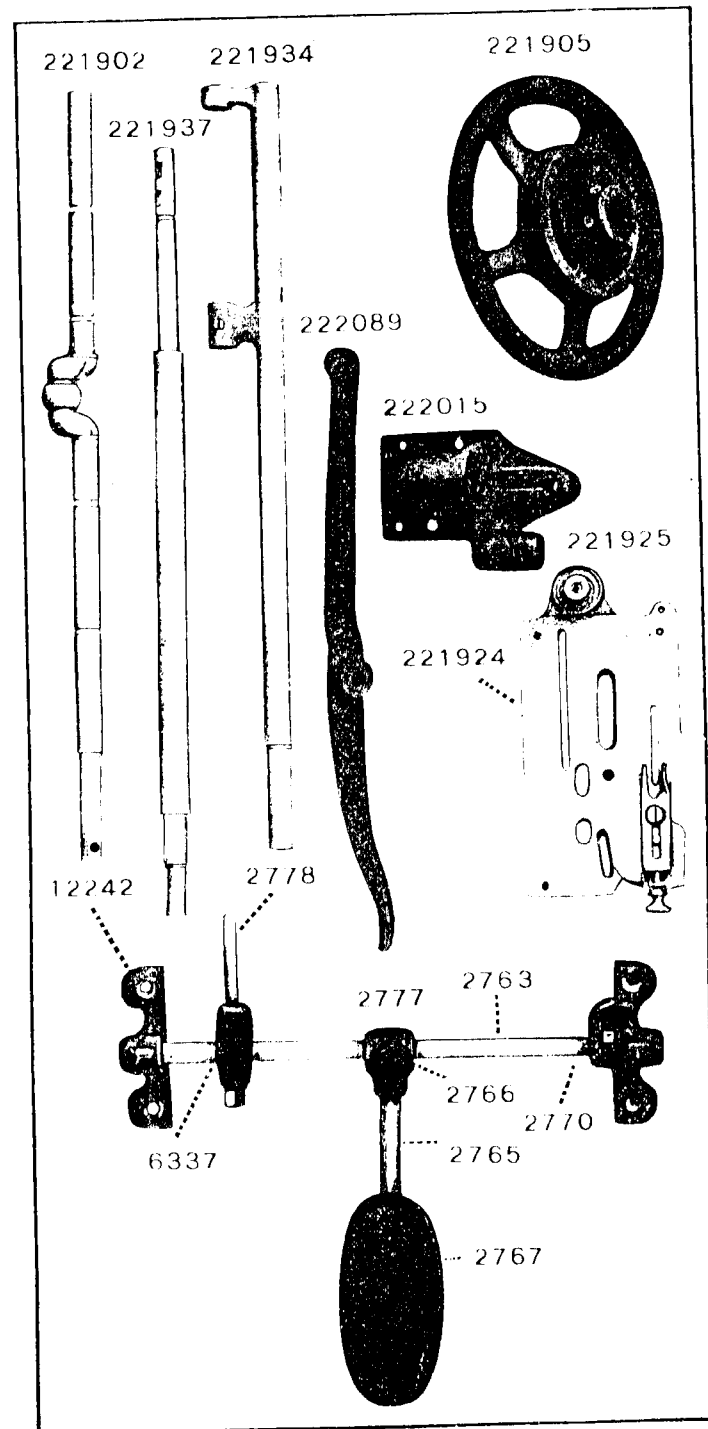


PLATE 12562 -FULL SIZE

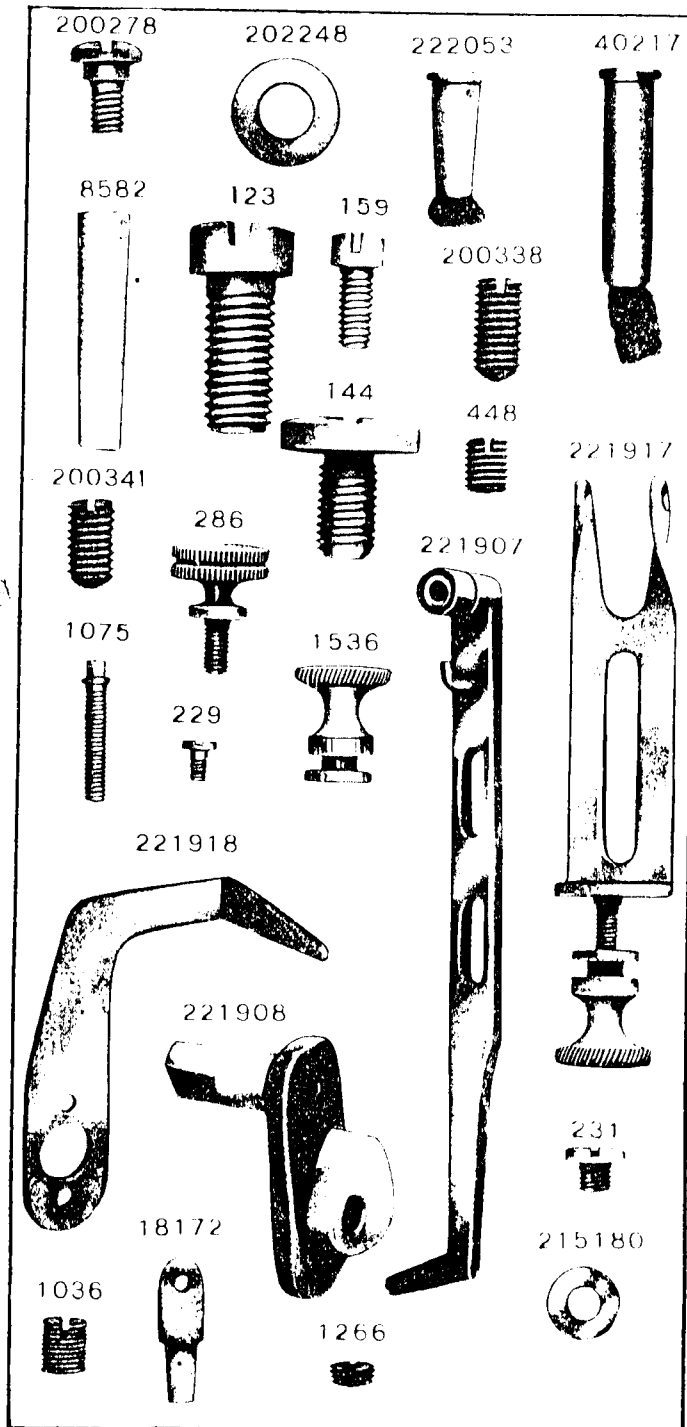


PLATE 12563 -FULL SIZE

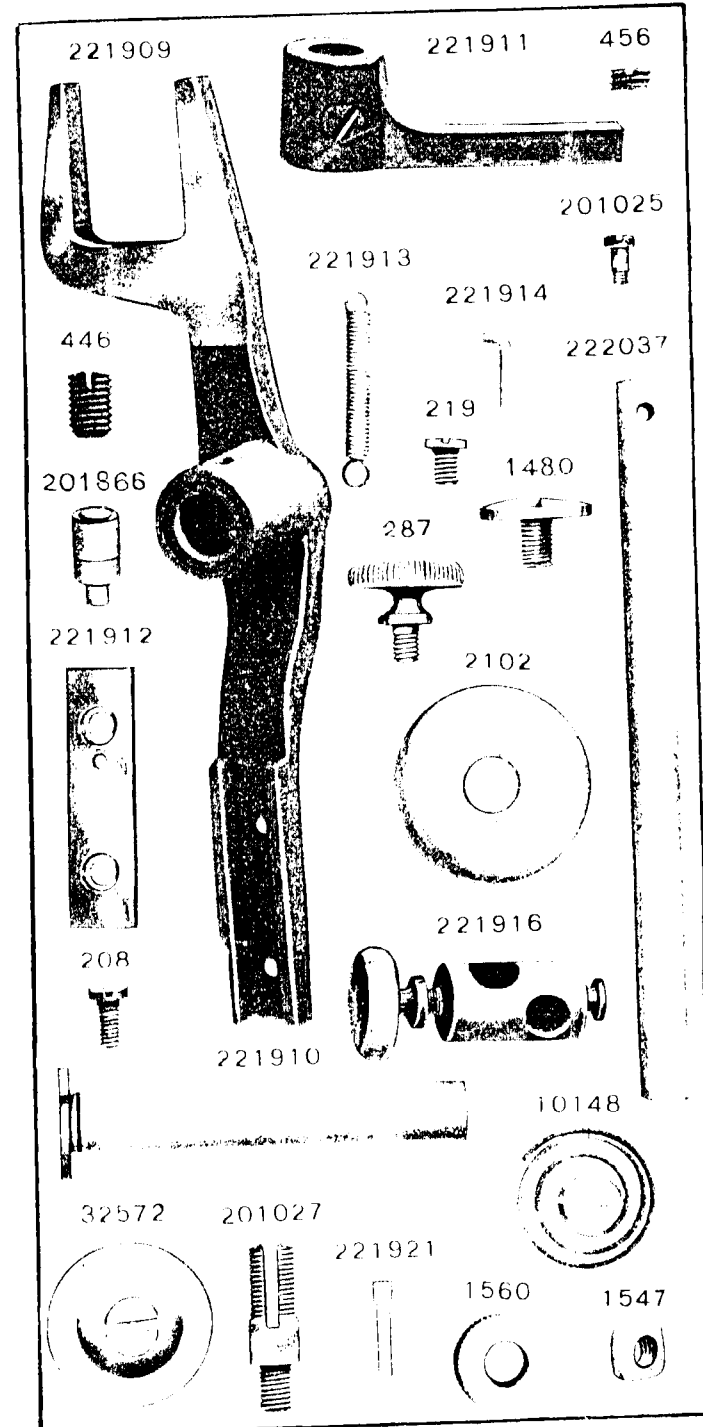




PLATE 12564 -FULL SIZE




PLATE 12565 -FULL SIZE

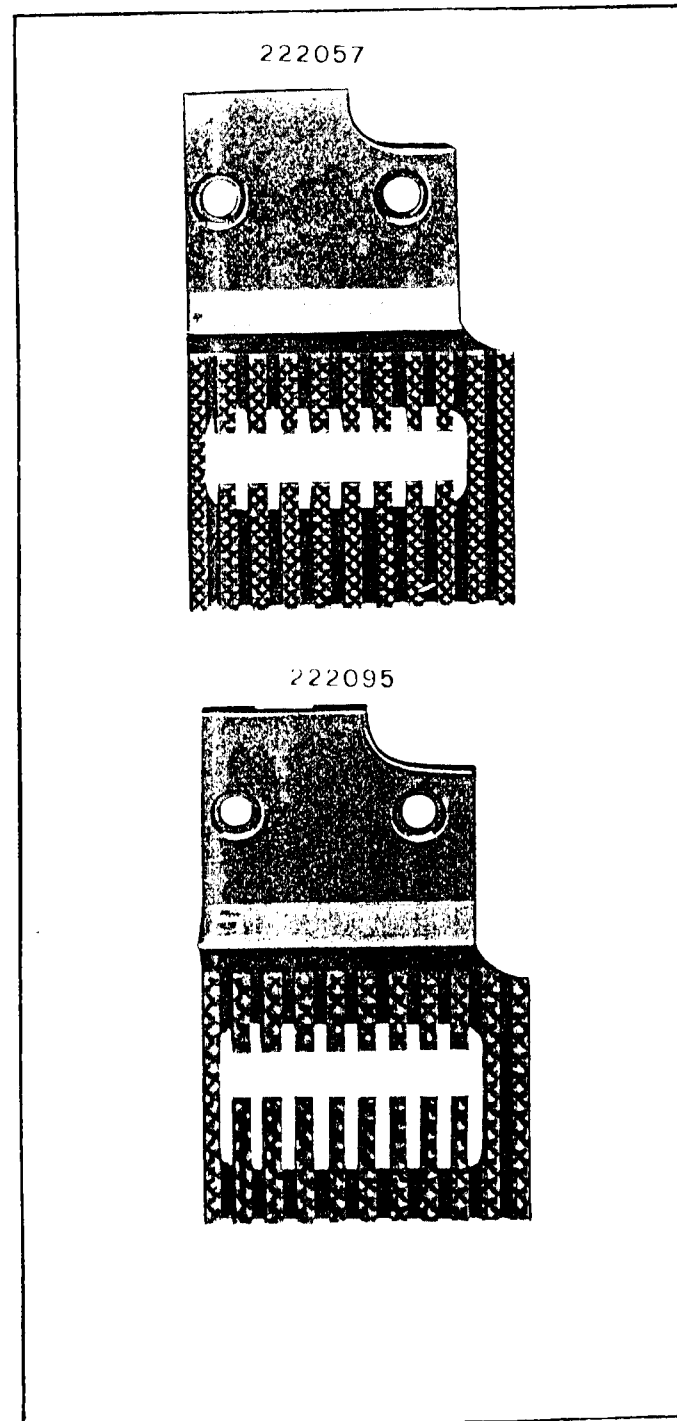


PLATE 12566 -FULL SIZE

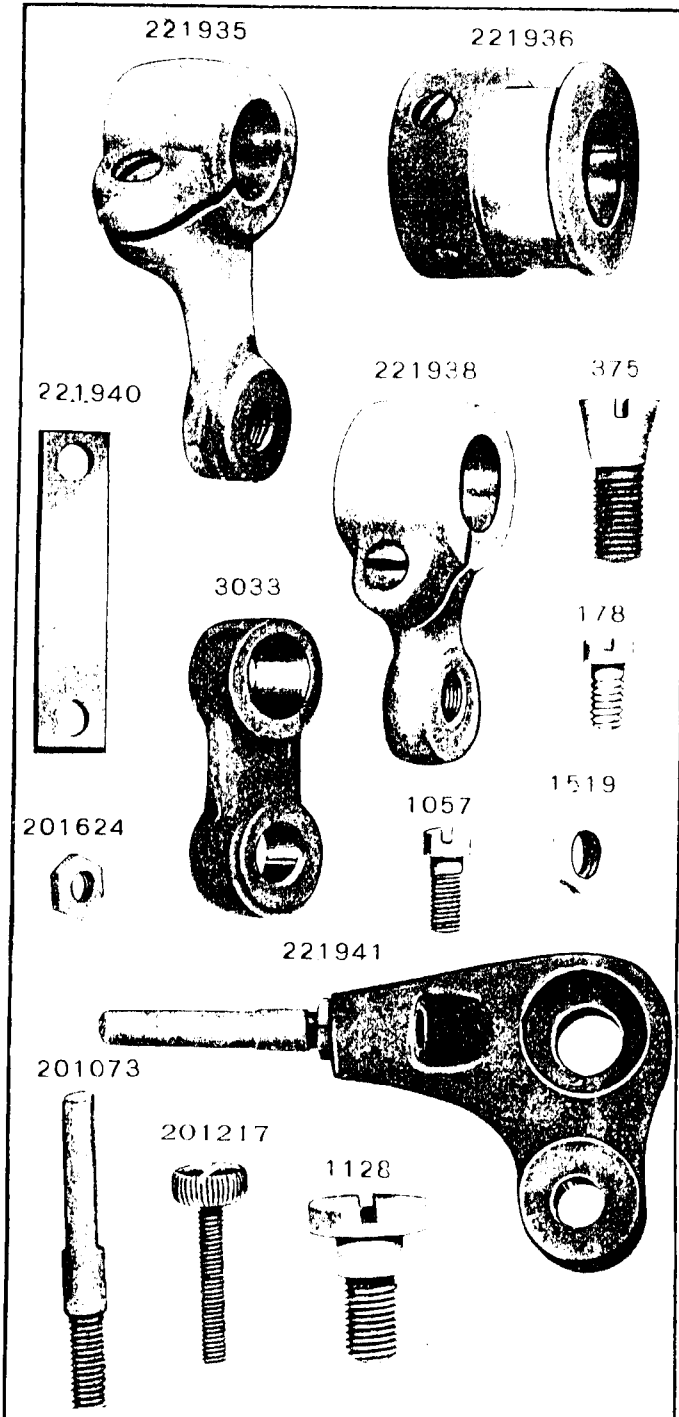


PLATE 12567 -FULL SIZE




PLATE 12568 -FULL SIZE




PLATE 12569 -FULL SIZE

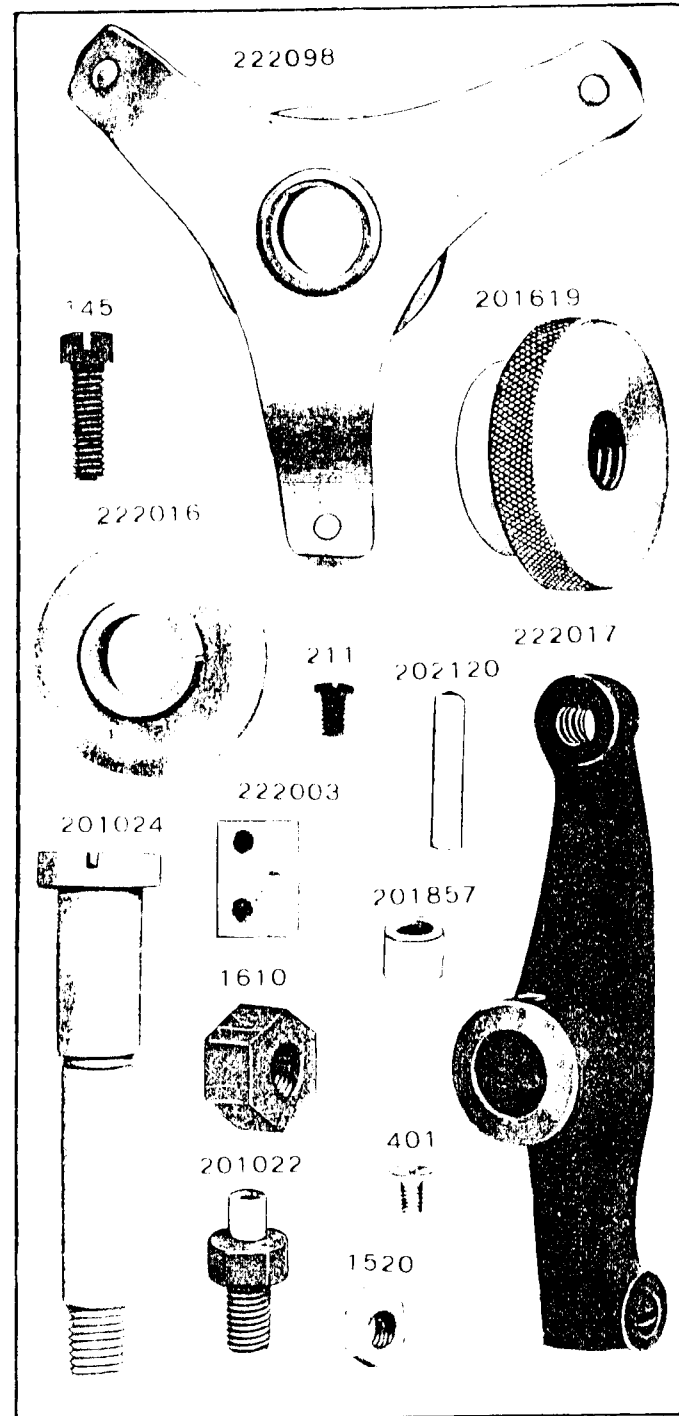


PLATE 12570-FULL SIZE

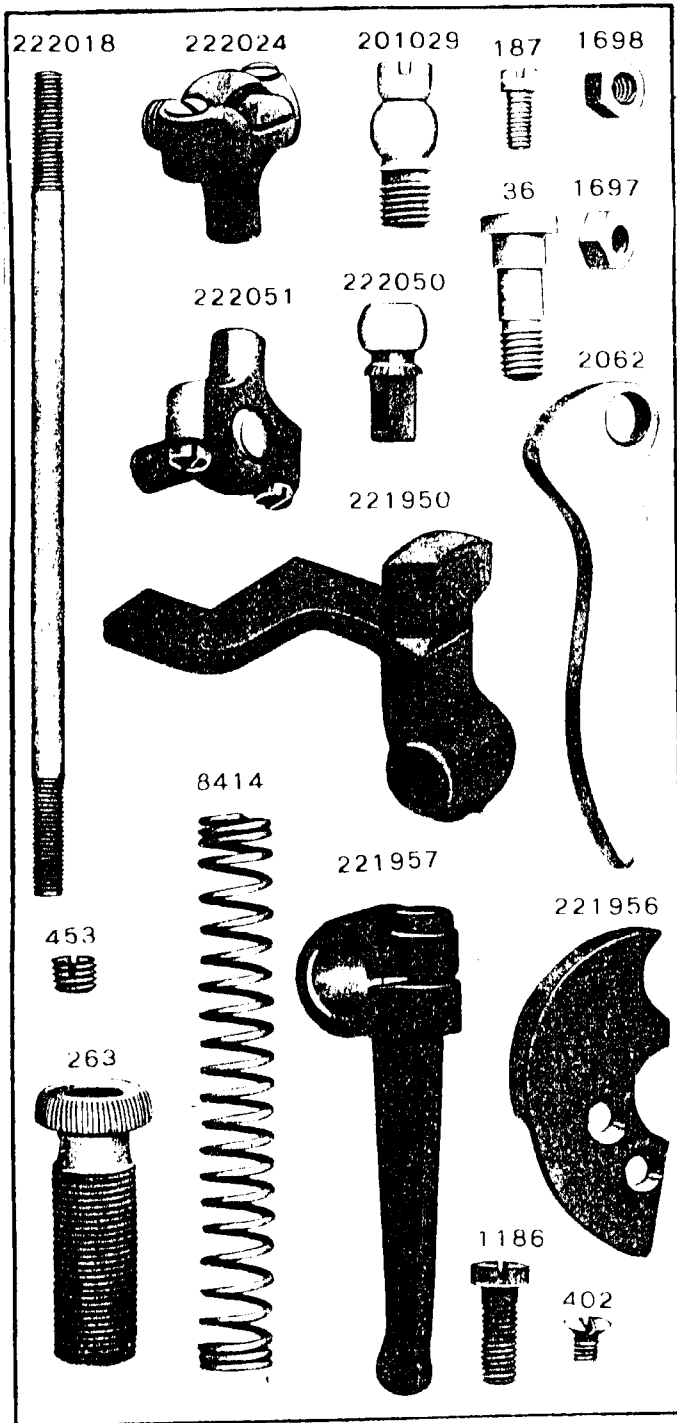


PLATE 12571-ONE-HALF SIZE

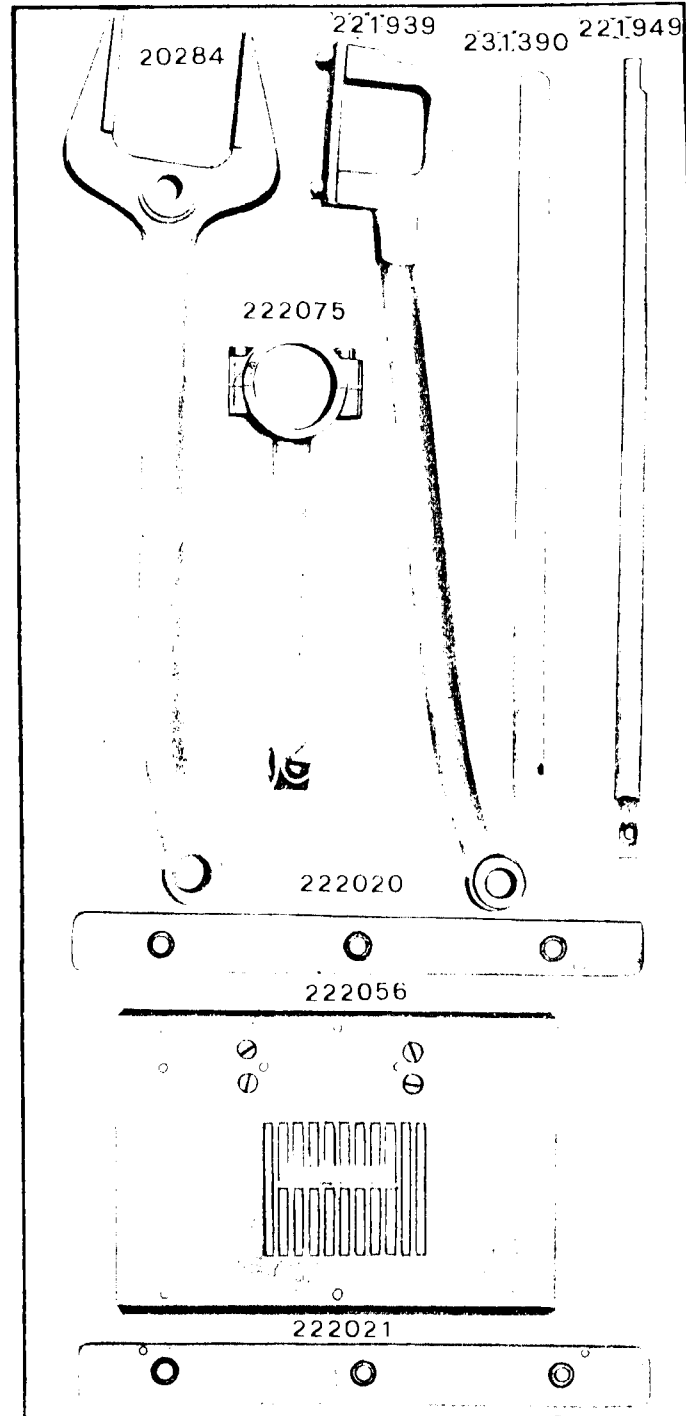


PLATE 12572-ONE-HALF SIZE

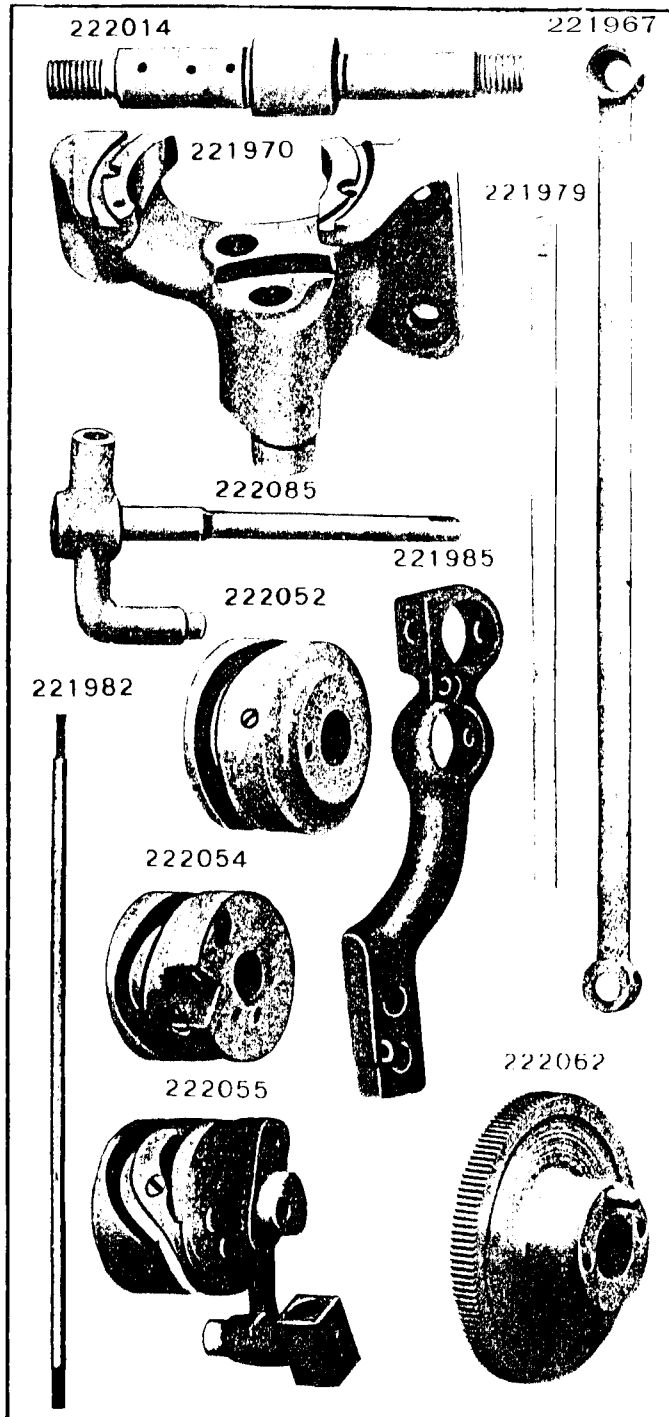


PLATE 12573-FULL SIZE

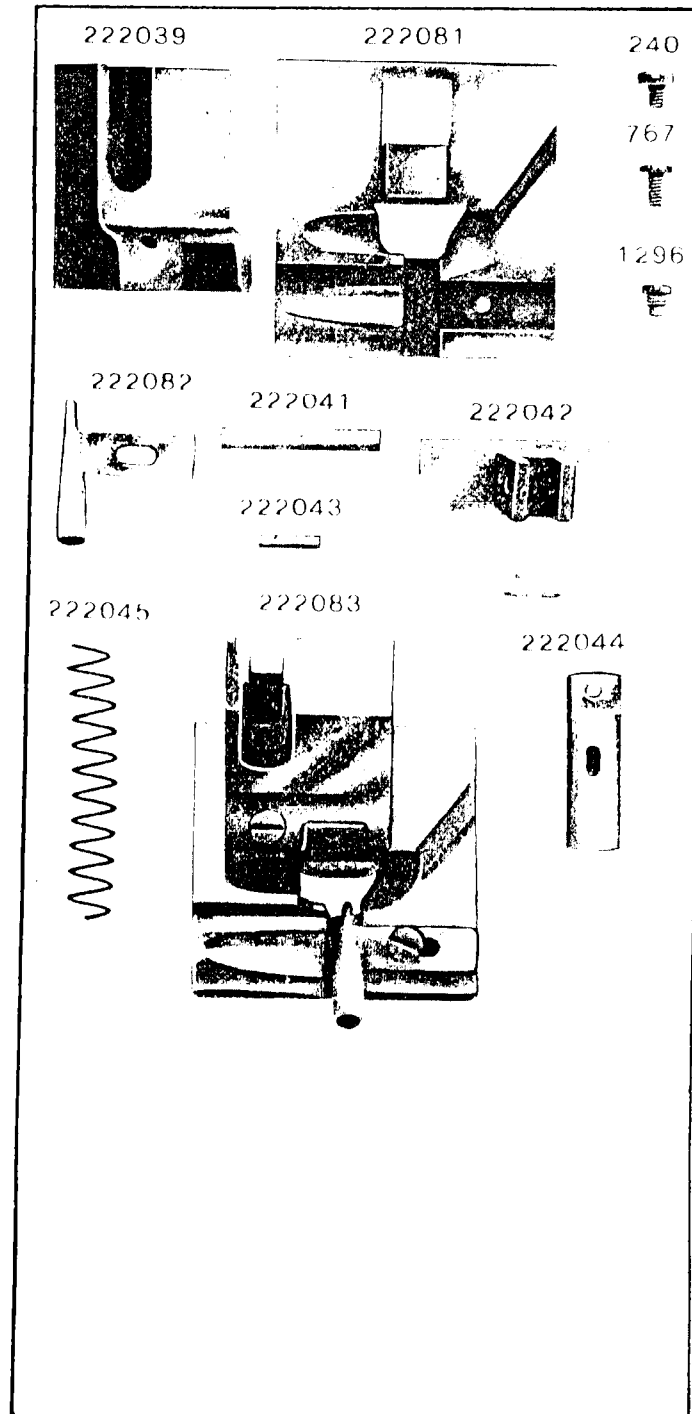


PLATE 12574 -FULL SIZE

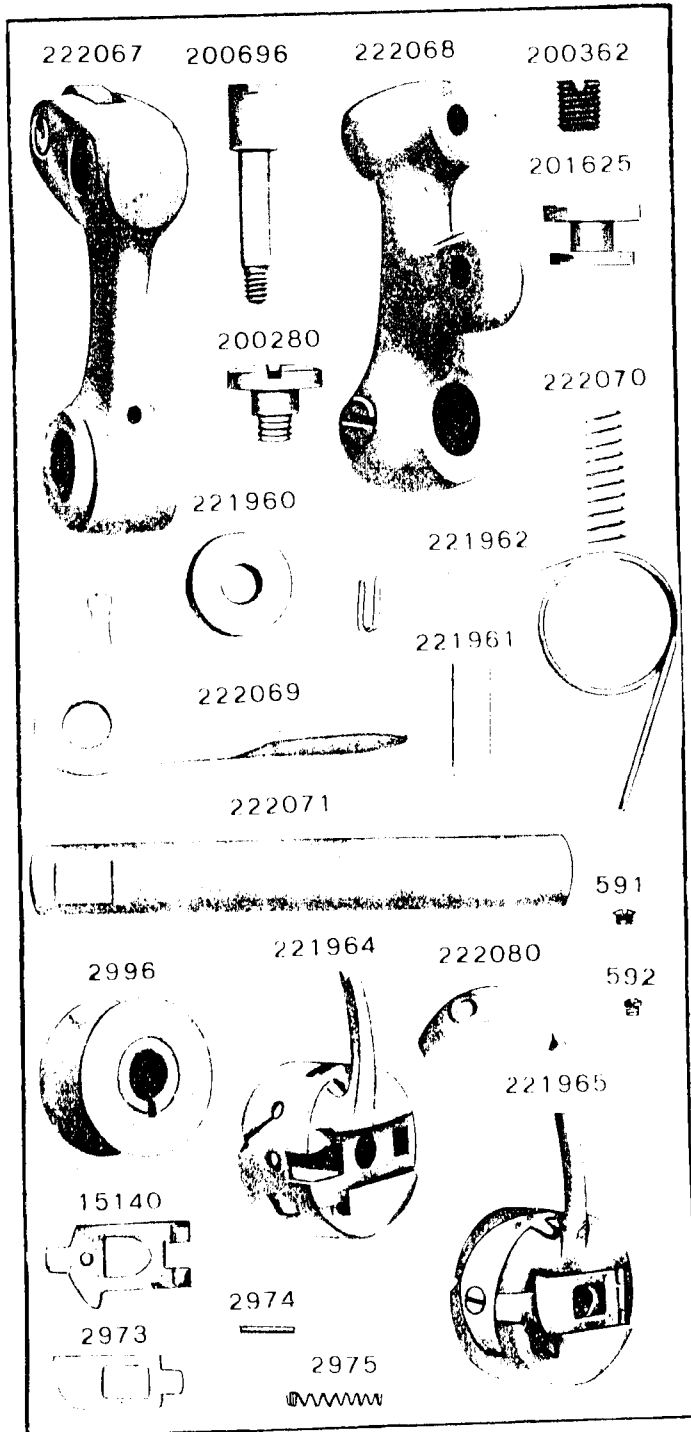


PLATE 12575 -FULL SIZE


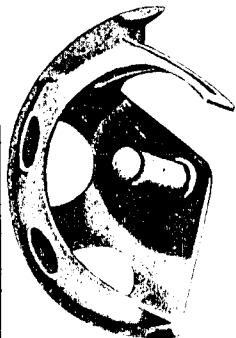


PLATE 12576 -FULL SIZE

15728



221966



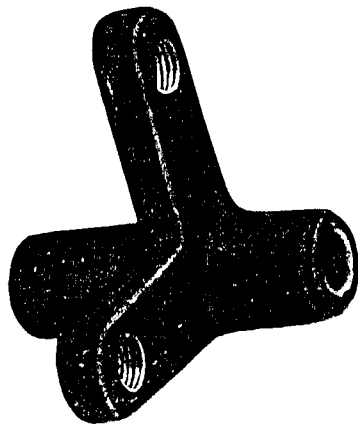
462



221968




222099



14051



146



14105



2532



335



648



202126

