

PRICE LIST

OF

PARTS



MACHINES
Nos. 128-3 and 128-4

1912 NOV 27 1912
SINGER

THE SINGER MANUFACTURING COMPANY

INDEX

	PAGE
ACCESSORIES.....	12
ATTACHMENTS, STYLE NO. 14.....	12
ATTACHMENT SET.....	13
BOBBIN WINDER (AUTOMATIC).....	13
CABINET TRIMMINGS.....	17
HEMSTITCHER.....	13
MACHINE NO. 128-3.....	7
" " 128-4.....	11
NUMERICAL LIST OF PARTS.....	21
STAND (COVER SET).....	14
" (CABINET TABLE).....	16
TRIMMINGS FOR CABINET TABLE.....	18
" " PORTABLE CASE.....	19

INSTRUCTIONS FOR ORDERING

In ordering from this list, use ONLY the PART number in the FIRST column.

The number stamped on a Sewing Machine part is in every case the number of the single part only.

Every combination of parts sent out as such has its specific number, which, although not stamped on the parts, must be used when ordering the combination.

Each number always indicates the SAME PART in whatever list it appears, or for whatever machine.

The letters after some of the numbers indicate the style of finish only, as follows:

- A. Hardened, Polished and Plated.
- B. Polished and Plated.
- C. Hardened only.
- D. Polished only.
- E. Soft, not Polished.
- F. Hardened and Polished.
- H. Blued.

These letters MUST BE USED when they appear in the list, and AFTER the number as in the list.

In this series

1 to 1500 and 50001 to 51500 are Screw Numbers.

1501 to 1800 are Nut Numbers.

1801 to 2000 are Roller Numbers.

2001 to 50000 and 52001 and upward are numbers of Machine Parts.

The figures in the second column refer only to the plates, illustrating the parts, and are NOT TO BE USED in ordering.

Parts marked with an asterisk (*) are furnished only when repairs are made at factory.

LIST OF PARTS COMPLETE

FOR

MACHINE NO. 128-3

FOR FAMILY USE, VIBRATING SHUTTLE WITH SHUTTLE EJECTOR

NO.	PLATE	NAME	EACH
*54501	----	Arm with 448A and 8206.....	\$3 50
2002	6403	" Dowel Pin.....	02 -
8352	6401	" Rock Shaft with 122E.....	70 -
122E	6407	" " " Adjusting Screw.....	05 -
8396	6406	" " " Centre (upper).....	10 -
301A	6407	" " " Screw Centre.....	08 -
1508E	6407	" " " " " Nut.....	06 -
138E	6407	" Screw.....	05 -
8446	6401	" Shaft.....	1 00
8206	6403	" " Bushing.....	25
448A	6403	" " " Set Screw.....	03 -
8427	6402	" Side Cover.....	20
50053B	6407	" " " Thumb Screw.....	10
2007	6403	" Spool Pin.....	02 -
8879	6403	" " " Washer (cloth).....	01 -
15282	6400	Balance Wheel, 2 1/2 in. pulley.....	1 00
*8415	-----	Bed.....	3 50
256B	6400	Clamp Stop Motion Clamp Screw.....	30 -
248A	6407	" " " " Stop Screw..	02 -
2020	6400	" " " " Washer.....	05 -
*15312	-----	" " " Flanged Bushing	35
15313	6400	" " " " " "	
		15312 with two 462C.....	35
2022	6403	Clamp Stop Motion Flanged Bushing Pin.....	01
462C	6407	Clamp Stop Motion Flanged Bushing Set Screw.....	02
15314	-----	Clamp Stop Motion complete, Nos. 248A, 256B, 2020 and 15313.....	75
8361	6402	Face Plate with 2827.....	50
219A	6407	" " Screw.....	02 -
2827	6403	" " Thread Guard with 8505.....	02
8505	6403	" " " " Rivet, per 100	10
32562	6403	Feed Cam with 1285C.....	30
1285C	6403	" " Set Screw.....	04
8213	754	" Dog, without teeth at right of needle.....	35

NO.	PLATE	NAME	EACH
8321	754	Feed Dog, four teeth at right of needle (square corners).....	\$ 35
8437	6400	Feed Dog Carrier.....	30
1833	6407	" " " Roller and Screw Stud.....	20
315C	6407	Feed Dog Carrier Screw Centre.....	04
1519E	6407	" " " " " Nut.....	03
191C	6407	" " Screw.....	03
8443	6401	" Forked Connection with 175B.....	70
175B	6403	" " " Adjusting Screw.....	02
1381c	6407	Feed Forked Connection Hinge Screw (eccentric).....	10
1520E	6407	Feed Forked Connection Hinge Screw Nut.....	03
1832	6407	Feed Forked Connection Roller and Screw Stud.....	20
253B	6403	Feed Regulating Thumb Screw.....	25
8216	6403	" Regulator.....	35
8217	6403	" " Friction Washer.....	01
42D	6403	" " Hinge Screw.....	10
8431	6401	" Rock Shaft.....	45
307C	6407	" " " Screw Centre.....	06
1513E	6407	" " " " " Nut.....	05
25825	754	Feller (foot).....	25
50053B	6407	" Thumb Screw.....	10
35857	754	Hemmer (foot) $\frac{1}{4}$ in. hem.....	35
35996	—	" " $\frac{5}{16}$ " ".....	30
50053B	6407	" Thumb Screw.....	10
8365	6401	Needle Bar.....	35
8222	6403	" " Cam with 175E and 400C.....	35
175E	6403	" " " Clamping Screw.....	02
400C	6403	" " " Guide Adjusting Screw.....	02
233B	6403	" " " Position Screw.....	02
1836	6403	" " " Roller and Screw Stud.....	20
8338	6403	" " Thread Guard.....	01
249A	6403	" " " " and Needle Stop Screw.....	02
2054	6403	Needle Clamp with 552C.....	25
552C	6403	" " Thumb Screw.....	10
8366	6401	Presser Bar.....	30
54503	6405	" " Lifter.....	25
97E	6405	" " " Screw.....	04
8414	6401	" " Spring.....	05
8226	6406	" " " Bracket with 400F and 453C.....	25

NO.	PLATE	NAME	EACH
400F	6406	Presser Bar Spring Bracket Guide Adjusting Screw.....	\$ 02
453C	6406	Presser Bar Spring Bracket Set Screw.....	02
2070	6405	" " " Washer.....	01
15281	754	" Foot for 8213.....	25
8337	754	" " " 8321.....	25
50053B	6407	" " Thumb Screw.....	10
263B	6407	Pressure Regulating Thumb Screw.....	20
8444	6400	Shuttle Bell Crank.....	60
50036D	6407	" " " Hinge Screw.....	20
54517	6404	" Bobbin.....	05
*54504	—	" Body.....	60
215H	6404	" Tension Regulating Screw.....	04
8326	6404	" " Spring.....	08
54505	6404	Shuttle complete, Nos. 215H, 8326, 54504 and 54517.....	75
54506	—	Shuttle Carrier.....	35
54507	6404	Shuttle Carrier complete, Nos. 50126E, 54506, 54508, 54510, 54511 and two 54509.....	80
*54508	—	Shuttle Carrier Cushion Spring.....	20
*54509	—	" " " " Rivet per 100.....	10
231C	6404	Shuttle Carrier Screw.....	03
54510	6404	" Ejector.....	15
50126E	6404	" " Hinge Screw.....	03
54511	6404	" " Spring.....	05
8445	6401	" Pitman with two 175B.....	45
175B	6403	" " Adjusting Screw.....	02
44A	6407	" " Screw Stud.....	10
520C	6407	" " " " (eccentric).....	10
1520E	6407	" " " " " " Nut.....	03
216A	6407	Shuttle Pitman Screw Stud (eccentric) Screw.....	04
54512	6402	Shuttle Slide (back).....	15
54513	6402	" " (front).....	15
2102	6405	Tension Disc.....	05
1560B	6405	" Regulating Thumb Nut.....	04
32572	6405	" Releasing Disc.....	10
54514	6406	" " Lever.....	25
97E	6406	" " " Hinge Screw.....	04
24143	6406	" " " Spring.....	01
54515	6405	" " Pin.....	03
1274B	6405	" Screw Stud.....	10
8238	6405	" Spring.....	05
26076	6405	Thread Cutter.....	05

NO.	PLATE	NAME	EACH
8241	6400	Thread Take-up Cam with 448c.....	\$ 50
2117	6403	" " " Pin.....	01
	448c	" " " Set Screw.....	03
8242	6405	" " Lever with 1822.....	50
8243	6405	" " " Cover.....	10
8401	6405	" " " " with 8422.....	10
	107B	" " " " Hinge Screw.....	03
8422	6405	Thread Take-up Lever Cover Thread Guard.....	01
	79c	Thread Take-up Lever Hinge Screw....	06
1822	6405	" " " Roller and Stud..	20
8244	6405	" " Spring.....	05
54516	6405	" " " Regulator Plate	03
	233B	" " " " " Adjusting Screw.....	02
8240	754	Throat Plate for 8213.....	20
8323	754	" " " 8321.....	20
	219A	" " Screw.....	02

MACHINE NO. 128-4

FOR FAMILY USE, VIBRATING SHUTTLE WITH SHUTTLE EJECTOR AND HAND ATTACHMENT

This Machine is the same as No. 128-3 with the addition of the following :

HAND ATTACHMENT PARTS

NO.	PLATE	NAME	EACH
8377	6:09	Body.....	\$ 50
33647	6:09	" Bracket.....	15
	183D	" " Screw.....	03
8380	6:09	Crank Handle (wood).....	03
8433	---	" " Spindle.....	10
8434	6:09	" " " 8433 with 8382..	10
8382	6:10	" " " Washer.....	01
8280	6:10	" Hinge Pin.....	01
8435	6:09	" Lever.....	20
8281	6:10	" Lock Pin.....	02
8282	6:10	" " Spring.....	01
8436	---	Crank complete, Nos. 8380, 8434 and 8435.....	35
33642	6:10	Driver.....	20
33643	---	" Finger.....	10
33644	6:10	" " 33643 with 8390, 8391 and 33645.....	15
8386	6:10	Driver Finger Hinge Pin.....	01
8387	6:10	" " Lock Pin.....	02
8388	6:10	" " " " Spring.....	01
33645	6:10	" " Sheath (leather).....	01
8390	6:10	" " " Plate.....	01
8391	6:10	" " " Staple.....	01
8392	6:09	Gear with 8281 and 8282.....	35
8393	6:09	" Cover.....	10
	399A	" " Screw.....	02
	659D	" Screw Stud.....	12
8394	6:10	Pinion.....	35
2532	6:10	" Dowel Pin..... per 100	10
	660D	" Screw Stud.....	12
33646	---	Hand Attachment complete, Nos. 137E, 659D, 660D, 2532, 8280, 8377, 8386 to 8388, 8392 to 8394, 8436, 33642, 33644, 33647 and two each 183D and 399A...	2 50
	137E	6:10 Hand Attachment Screw.....	04

ACCESSORIES

NO.	PLATE	NAME	EACH
35676	6408	Oiler with Cap and 35678.....	\$ 05
35677	—	" 35676, filled with oil.....	08
35678	6408	" Spout, 2 inches long.....	01

ATTACHMENTS, STYLE No. 14 IN METAL BOX

NO.	PLATE	NAME	EACH
26319	5650	Binder.....	\$ 15
25639	—	Box with Racks.....	50
25510	5647	Braider.....	20
289B	6407	" Thumb Screw.....	08
25527B	5635	Cloth Guide.....	10
287B	5635	" " Thumb Screw.....	10
26320	5650	Hemmer, $\frac{3}{16}$ in. hem.....	10
26321	5650	" $\frac{1}{4}$ " ".....	10
26322	5650	" $\frac{3}{8}$ " ".....	10
26323	5650	" $\frac{5}{8}$ " ".....	10
—	—	Needles (six)..... package of 3	05
54517	6404	Bobbins (five).....	05
25515	5647	Quilter.....	05
35463	5647	Ruffler.....	65
26158	—	Ruffler complete with Shirring Plate, Nos. 25603 and 35463.....	75
25603	5651	Ruffler Shirring Plate.....	10
25537	5635	Screw Driver (machine).....	10
25538	5635	" " (shuttle tension).....	05
25635	5647	Tucker.....	75
25643	5651	Under Braider.....	15
25637	5647	" " Foot.....	15
36502	—	Set complete, in metal box, Nos. 287B, 289B, 25510, 25515, 25527B, 25537, 25538, 25635, 25637, 25639, 25643, 26158, 26319 to 26323, five 54517 and six needles.....	4 00

ATTACHMENT SET

NO.	PLATE	NAME	EACH
25525	5635	Bias Gauge.....	\$ 10
35930	5636	Binder.....	50
25527B	5635	Cloth Guide.....	10
287B	5635	" " Thumb Screw.....	10
35931	5636	Hemmer (adjustable).....	1 00
28880	5635	Needle Case.....	05
—	—	Needles (six)..... package of 3	05
54517	6404	Bobbins (five).....	05
35932	5636	Quilter.....	30
35933	5636	Ruffler.....	85
35934	5639	" Shirring Plate.....	15
35935	—	" 35933 with 35934.....	1 00
25537	5635	Screw Driver (machine).....	10
25538	5635	" " (shuttle tension).....	05
25539	5635	Stiletto.....	05
35936	5637	Tucker.....	1 00
35937	5639	Under Braider.....	20
36500	—	Set complete, Nos. 287B, 25525, 25527B, 25537 to 25539, 28880, 35930 to 35932, 35935 to 35937, five 54517 and six needles.....	5 00

HEMSTITCHER

NO.	PLATE	NAME	EACH
28915	754	Hemstitcher.....	\$ 50

BOBBIN WINDER (Automatic)

NO.	PLATE	NAME	EACH
8342	6409	Back Centre.....	\$ 02
8256	6409	" " Head.....	03
8343	6409	" " Spring.....	02
8344	6400	Bracket (belt cover).....	25
8257	6409	Cam.....	05
219A	6409	" Screw.....	02
8345	6400	Frame.....	17
80272	6409	" Friction Washer.....	03

NO.	PLATE	NAME	EACH
50101B	6409	Frame Hinge Screw.....	\$ 06
1718H	6409	" " " Nut.....	03
15287	6409	Friction Ring (rubber).....	02
50102A	6409	Spindle.....	18
15288	6409	" Pulley.....	05
8346	6409	Thread Guide.....	10
92B	6409	" " Hinge Screw.....	05
8260	6409	" " Spring.....	02
8261	6409	Worm Wheel.....	12
2749	6409	" " Friction Washer.....	01
50104B	6409	" " Screw Stud (eccentric)....	10
1718H	6409	" " " Nut.....	03
8347	6400	Bobbin Winder (automatic) complete, Nos. 92B, 219A, 2749, 8256, 8257, 8260, 8261, 8342 to 8346, 15287, 15288, 50101B, 50102A, 50104B, 80272 and two 1718H.....	1 35
158B	6409	Bobbin Winder Screw.....	03

STAND

ROCKING TREADLE, BALL BEARING PITMAN, COVER SET

NO.	PLATE	NAME	EACH
25442	6319	Band Wheel, 12 $\frac{1}{2}$ in. diam., with 972C. \$	90
46515	6319	" " Crank.....	15
46516	—	Band Wheel Crank and Pitman (ball bearing) complete, Nos. 1520E, 1670E, 25361, 25371, 46506 to 46509, 46515, 46517 and eleven 25362.....	1 45
297C	3826	Band Wheel Crank Screw Centre.....	10
1507E	3826	" " " " " Nut...	05
972C	3826	" " Set Screw.....	08
25199	—	Belt, size $\frac{3}{16}$ in., length 60 in., with 25027	20
25031	6319	" Guide.....	06
507E	6407	" Bolt with 1515E.....	02
1515E	6407	" " " Nut.....	02
25027	6412	" Hook.....	01
46525	6408	" Shifter.....	05
34D	6407	" " Hinge Screw.....	06
25033	6412	" " Spring.....	02
25385	6319	Brace with three each 297C and 1507E..	1 45
46541	6320	Brace (sectional) complete, Nos. 46542, 46543 and three 649E.....	1 60
748E	3826	Brace Screw.....	08

NO.	PLATE	NAME	EACH
46542	6320	Brace Section (left) with 297C and 1507E.....	\$ 55
46543	6320	Brace Section (right) with two each 297C and 1507E.....	1 05
649E	6407	Brace Section Screw.....	05
46526	—	Dress Guard.....	35
25049	6319	Dress Guard complete, Nos. 34D, 25033, 46525 and 46526.....	45
504E	6407	Dress Guard Bolt with 1510E.....	03
1510E	6407	" " " Nut.....	02
25386	6319	Leg with two each 25068 and 25069....	1 80
25068	6408	" Roller.....	05
25069	6408	" " Pin.....	01
25362	3826	Pitman Ball, size $\frac{3}{16}$ in..... per 100	80
46506	3826	" " Bearing Adjusting Screw Ring.....	15
46507	3826	Pitman Ball Bearing Adjusting Screw Ring Locking Washer (brass)..... per 100	25
46508	3826	Pitman Ball Bearing Ring.....	10
46509	3826	" " Case.....	25
46517	6319	" Rod with 25360.....	15
*25360	—	" " Ball.....	10
25371	3826	" " " Bushing.....	15
25361	3826	" " " Screw Bearing.....	10
1670E	3826	" " " " " Nut...	05
1520E	3826	" " Lock Nut.....	03
46518	6319	Treadle.....	65
297C	3826	" Screw Centre.....	10
1507E	3826	" " " Nut.....	05
25086	6319	Wrench for 1507, 1510, 1515 and 1670..	10
25200	6319	" " 972.....	10
25263	—	Stand (iron work) complete, Nos. 504E, 507E, 25031, 25049, 25086, 25200, 25385, 25442, 46516, 46518, two 25386 and four 748E.....	—

STAND

ROCKING TREADLE, BALL BEARING PITMAN, CABINET TABLE

NO.	PLATE	NAME	EACH
25442	6410	Band Wheel, 12½ in. diam., with 972c.	\$ 90
46515	6410	" " Crank.....	15
46511	—	Band Wheel Crank and Pitman (ball bearing) complete, Nos. 1520E, 1670E, 25361, 25371, 46506 to 46510, 46515 and eleven 25362.....	1 45
297c	3826	Band Wheel Crank Screw Centre.....	10
1507E	3826	" " " " " Nut.....	05
972c	3826	" " Set Screw.....	08
82884	—	Belt, size ¾ in., length 66 in., with 25027.....	20
25439	6410	Belt Guide.....	06
1288E	6407	" " Screw.....	06
25027	6412	" Hook.....	01
46525	6408	" Shifter.....	05
34D	6407	" " Hinge Screw.....	06
25033	6412	" " Spring.....	02
82896	6410	Brace with three each 297c and 1507E.....	1 50
748E	3826	" Screw.....	08
46526	—	Dress Guard.....	35
25049	6410	Dress Guard complete, Nos. 34D, 25033, 46525 and 46526.....	45
504E	6407	Dress Guard Bolt with 1510E.....	03
1510E	6407	" " " Nut.....	02
25444	6410	Leg with two each 25068 and 25069.....	1 80
25068	6408	" Roller.....	05
25069	6408	" " Pin.....	01
25362	3826	Pitman Ball, size ¾ in. per 100	80
46506	3826	" " Bearing Adjusting Screw Ring.....	15
46507	3826	Pitman Ball Bearing Adjusting Screw Ring Locking Washer (brass) per 100	25
46508	3826	Pitman Ball Bearing Ring.....	10
46509	3826	" " Case.....	25
46510	6410	" Rod with 25360.....	15
*25360	—	" " Ball.....	10
25371	3826	" " Bushing.....	15
25361	3826	" " " Screw Bearing.....	10
1670E	3826	" " " " " Nut.....	05
1520E	3826	" " Lock Nut.....	03

STAND

17

NO.	PLATE	NAME	EACH
25406	6410	Treadle.....	\$ 65
297c	3826	" Screw Centre.....	10
1507E	3826	" " " Nut.....	05
25086	6410	Wrench for 1507, 1510 and 1670.....	10
25200	6410	" " 972.....	10
82953	—	Stand (iron work) complete, Nos. 504E, 1288E, 25049, 25086, 25200, 25406, 25439, 25442, 46511, 82896, two 25444 and four 748E.....	—

CABINET TRIMMINGS

TRIMMINGS FOR COVER SET

NO.	PLATE	NAME	EACH
28295	6316	Belt Hole Bushing (oval, nickeled) 5/8 in x 1 in.....	\$ 05
28296	6316	Belt Hole Bushing (oval, nickeled) 5/8 in. x 1 3/8 in.....	05
87428	6316	Cover Hook.....	04
87372	6316	" " Cup Catch.....	04
87432	6316	" Lock.....	12
28297	6316	" " Cup Catch (nickeled).....	05
28077	6316	" " Escutcheon (nickeled).....	02
28233	6412	" " Key (steel).....	05
8421	6411	Drip Pan.....	20
28079	6408	End Leaf Hinge.....	03
25056	6319	" " Support.....	12
25058	6319	" " " Bracket.....	10
25070	6412	Machine Cushion Tack (rubber).....	01
525B	6407	" Hinge Bolt.....	15
1518E	6407	" " " Nut.....	04
2807	6412	" " " Washer.....	01
8294	6412	" " Connection.....	06
8295	6412	" " " Hinge Pin.....	01
448c	6403	" " " Set Screw.....	03
8306	—	Machine Hinge, Nos. 525B, 8294 and 8295.....	21
8292	—	Machine Hinge complete, Nos. 1518E, 2807 and 8306.....	25
28216	6412	Partition Lock (revolving bolt, double).....	05
28217	6412	" " (" " single).....	05
28076	6412	" " Escutcheon (brass).....	02
28233	6412	" " Key (steel).....	05
25047	6408	Skeleton Drawer Case Drawer Spring.....	02
25076	6408	" " " Support.....	03

TRIMMINGS FOR CABINET TABLE

NO.	PLATE	NAME	EACH
28243	6316	Attachment Drawer Lock with two wood screws $\frac{1}{2}$ in. No. 2.....	\$ 05
28116	6410	Counterbalance Spring.....	50
28202	6410	" " Adjusting Collar.....	15
28203	6412	" " " Pin.....	03
28204	6410	" " Bracket.....	20
28218	6410	" " " (hinge).....	30
28198	6410	" " Support Pin (wood).....	02
28236	—	Hinge (brass) round end, for machine platform flap.....	10
28235	6408	Hinge (oxidized) round end, for machine platform flap.....	10
28027	6408	Hinge (brass) round ends, for top leaf.....	15
28234	—	Hinge (oxidized) round ends, for top leaf.....	15
28227	—	Knob (brass).....	15
28228	—	Knob (brass) complete, Nos. 1272E and 28227.....	20
28221	6316	Knob (oxidized).....	15
28223	—	Knob (oxidized) complete, Nos. 1272E and 28221.....	20
1272E	6316	Knob Screw.....	05
25152	6412	Machine Cushion (felt).....	01
15254	—	" Hinge Connection (brass) for 15266.....	10
15251	6412	Machine Hinge Connection (oxidized) for 15264.....	10
2809	6412	Machine Hinge Connection Hinge Pin.....	01
448C	6403	" " " Set Screw.....	03
15265	—	" " Plate (brass) for 15266.....	20
15263	6412	" " " (oxidized) for 15264.....	20
15266	—	Machine Hinge (brass) complete, Nos. 2809, 15254, 15265 and brass wood screw $\frac{7}{8}$ in. No. 10.....	30
15264	—	Machine Hinge (oxidized) complete, Nos. 2809, 15251, 15263 and oxidized wood screw $\frac{7}{8}$ in. No. 10.....	30
87538	6410	Machine Lifting Plate.....	40
28123	6412	" " " Hinge Pin.....	30

TRIMMINGS FOR CABINET TABLE

19

NO.	PLATE	NAME	EACH
87539	6410	Machine Lifting Plate 87538 with 28123 and 28218.....	\$ 75
28216	6412	Partition Lock (revolving bolt, double).....	05
28217	6412	" " (" " single).....	05
28076	6412	" " Escutcheon (brass).....	02
28233	6412	" " Key (steel).....	05
25047	6408	Skeleton Drawer Case Drawer Spring.....	02
25076	6408	" " " Support.....	03
28125	6408	Shield Supporting Bracket.....	05

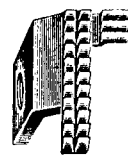
TRIMMINGS FOR PORTABLE CASE

NO.	PLATE	NAME	EACH
25070	6412	Base Cushion Tack (rubber).....	\$ 01
87581	6413	" Lid Catch Plate with wood screws $\frac{3}{8}$ in. No. 3 R. H. nickeled and $\frac{1}{4}$ in. No. 3 R. H. nickeled.....	06
87582	6413	Base Lid Catch Plate Pin.....	01
87428	6413	Cover Hook.....	04
87431	6413	" " Plate.....	06
87432	6316	" Lock.....	12
28077	6316	" " Escutcheon (nickeled).....	02
28233	6412	" " Key (steel).....	05
87427	6413	" " Plate.....	04
28088	6413	Handle (wood).....	05
1344B	6413	" Bolt.....	08
1523E	6413	" " Nut.....	02
28229	6413	" Hinge Rivet.....	01
87558	6413	" Link.....	08
28231	6413	" Stud.....	06
87550	—	Handle complete, Nos. 28088, 28231, two each 1344B, 1523E, 28229 and 87558.....	40
87342	6413	Machine Button with 84151 and wood screw 1 in. No. 9 R. H. B.....	02
84151	6413	Machine Button Washer (leather).....	01
8294	6412	" Hinge Connection.....	06
8295	6412	" " " Hinge Pin.....	01
87571	6413	" " Head.....	16
SS 368E	6413	" " " Screw.....	10
87572	6413	" " " " Washer.....	02

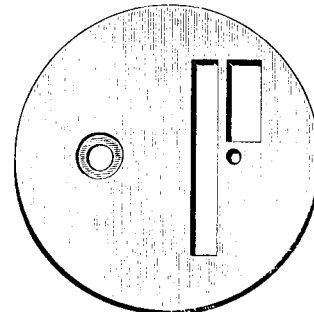
NO.	PLATE	NAME	EACH
87573	---	Machine Hinge complete, Nos. SS368E, 8294, 8295, 87571 and 87572.....	\$ 35
28242	6413	Machine Rest Cushion (leather) with 5604.....	01
5604	6413	Machine Rest Cushion Pin.....	per 100 10

PLATE 754—FULL SIZE

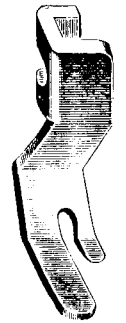
8213



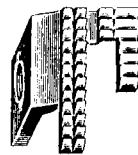
8240



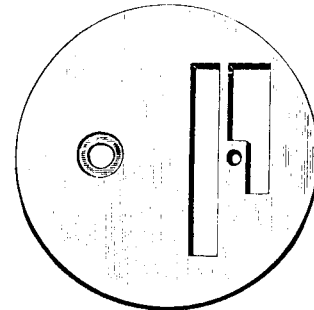
15281




8321



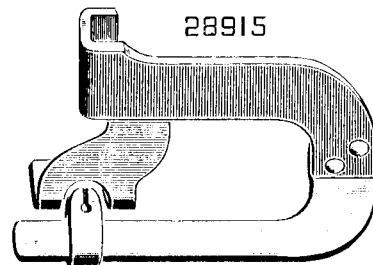
8323



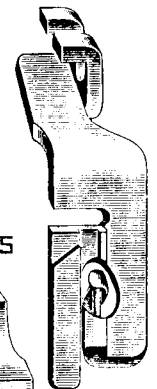
8337



28915



35857



25825



PLATE 3826—FULL SIZE




PLATE 5635—FULL SIZE

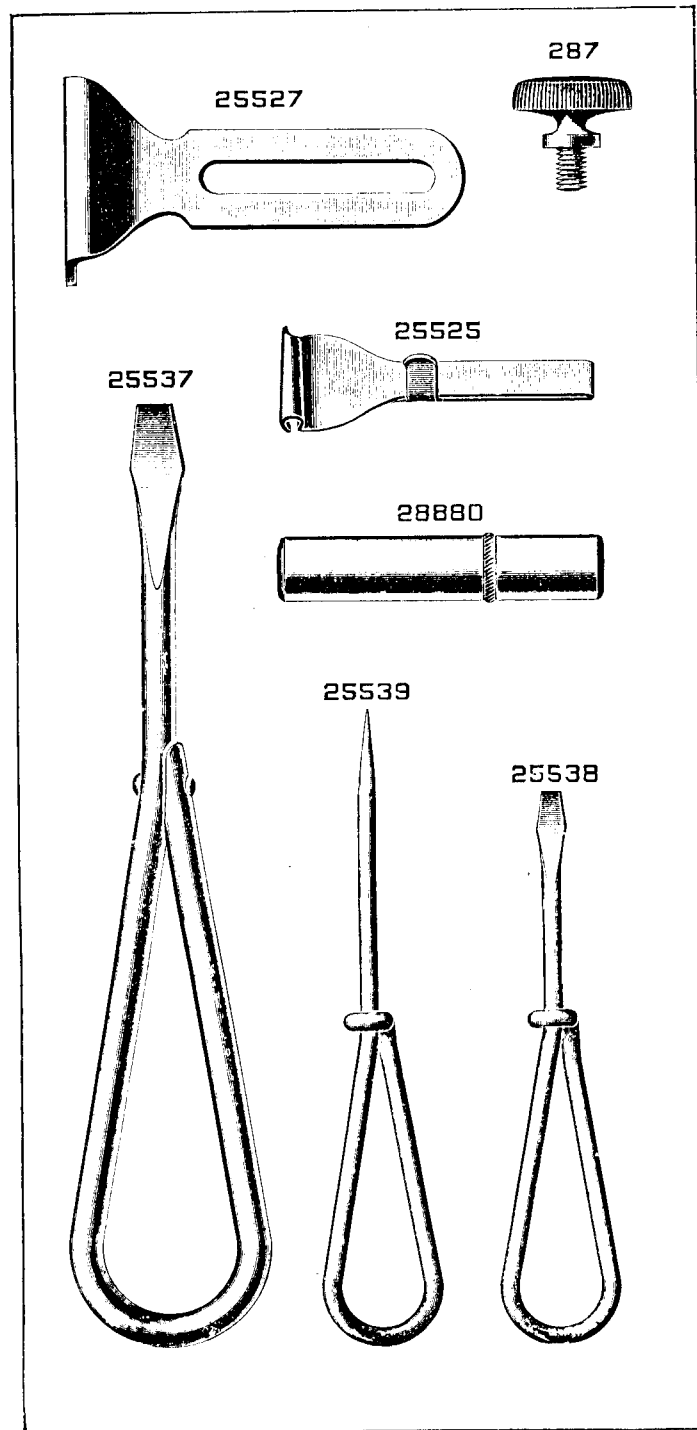
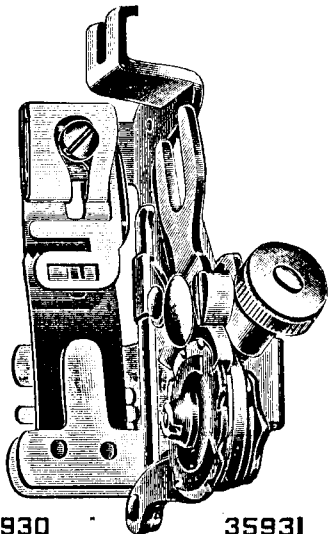


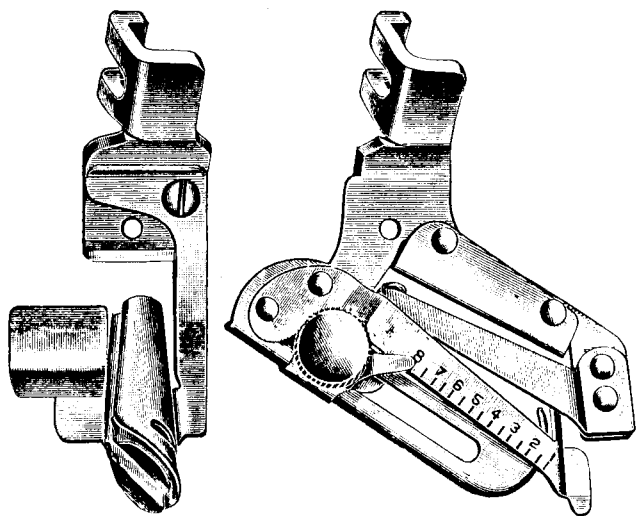
PLATE 5636—FULL SIZE

35933



35930

35931



35932




PLATE 5637—FULL SIZE

35936

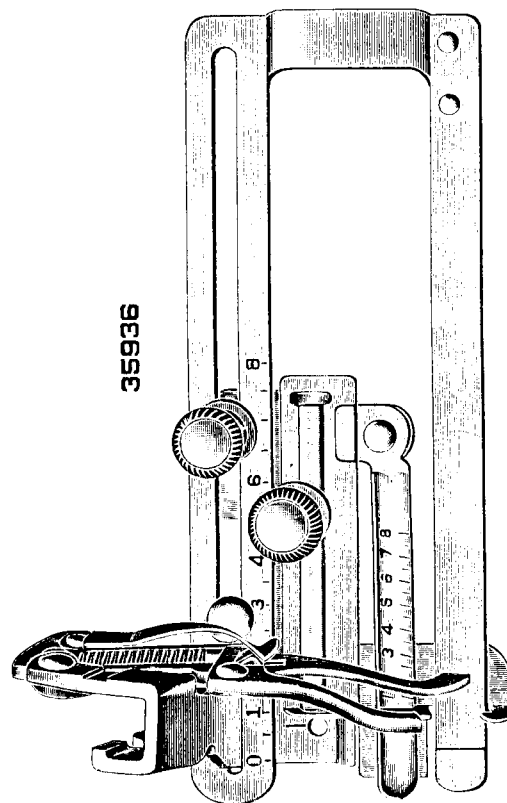
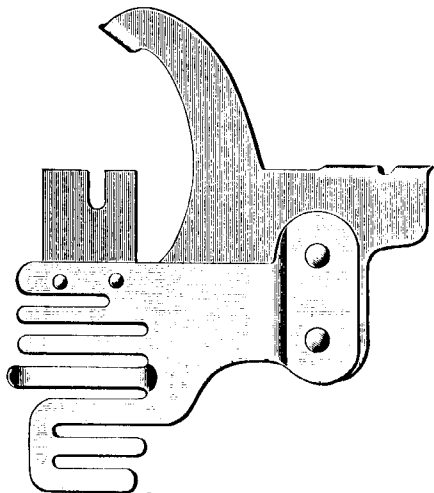


PLATE 5639—FULL SIZE

35934



35937

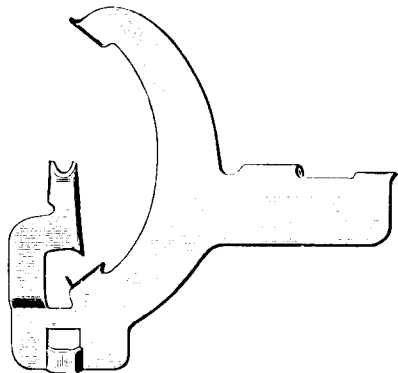




PLATE 5647—FULL SIZE

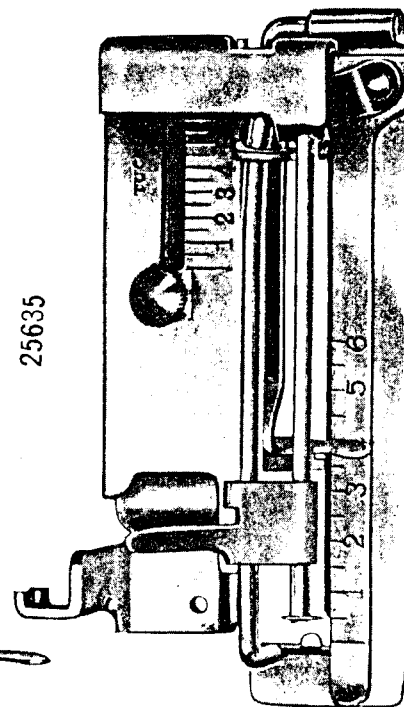
35463



25515



25635



25510



25637


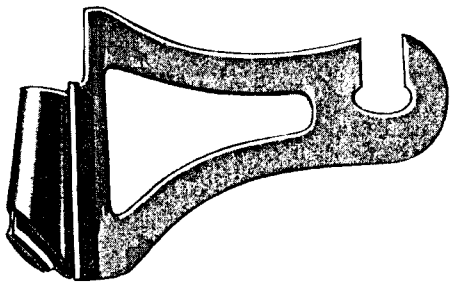
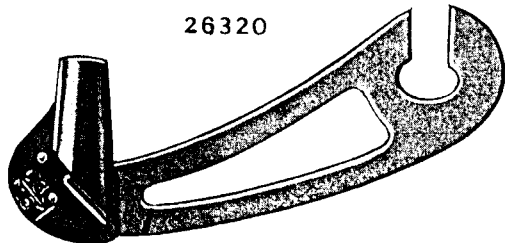


PLATE 5650—FULL SIZE

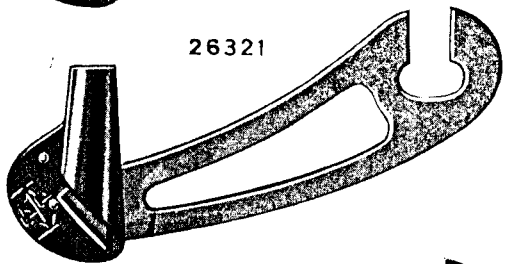
26319



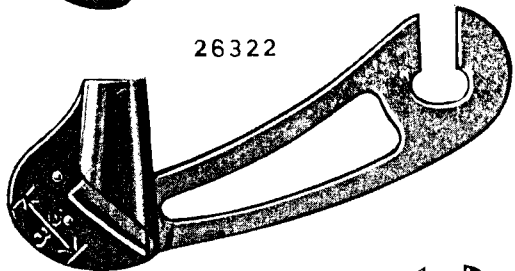
26320



26321



26322



26323

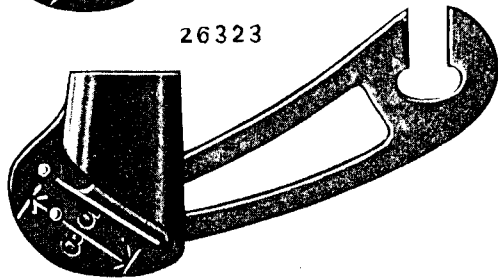



PLATE 5651—FULL SIZE

25603



25643

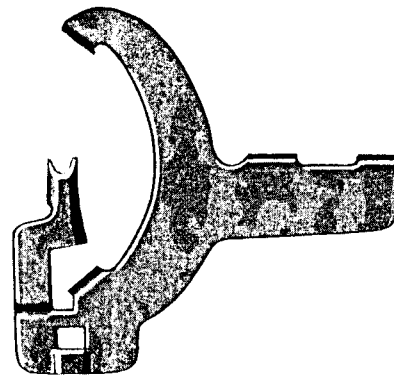


PLATE 6309—ONE-HALF SIZE

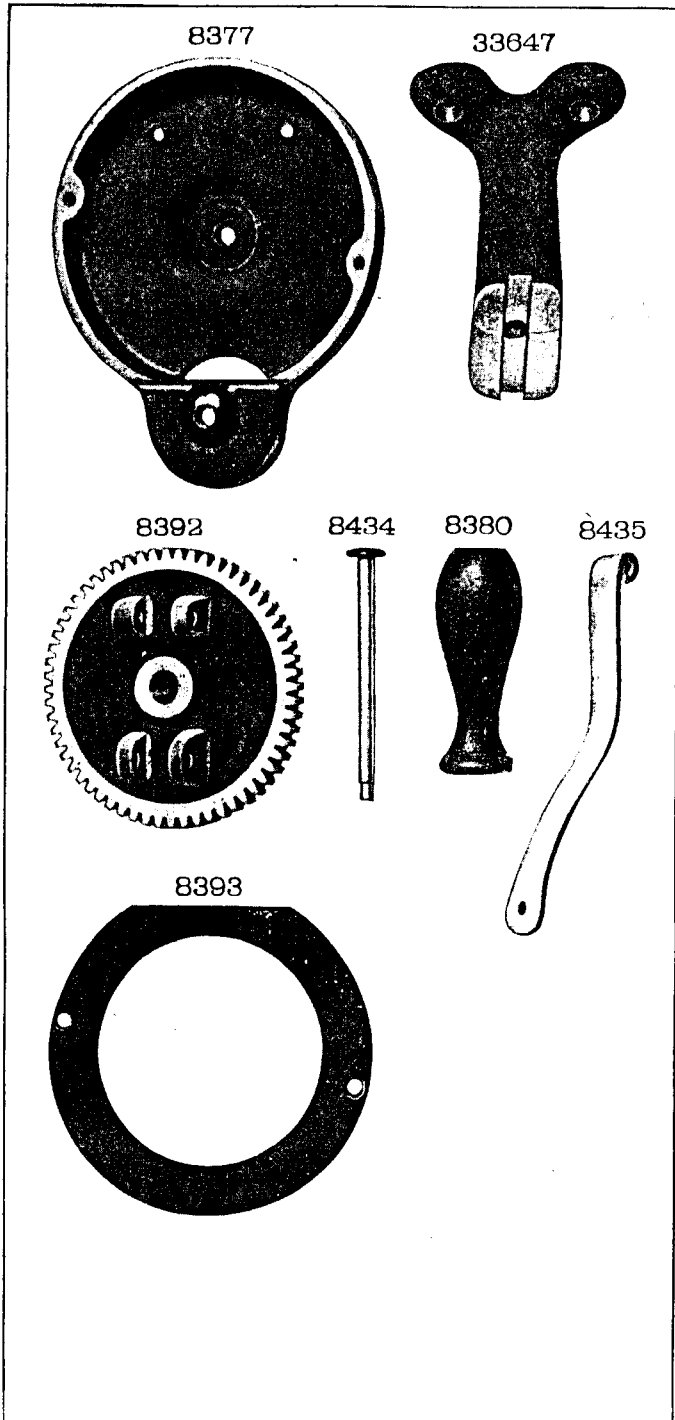


PLATE 6310—FULL SIZE

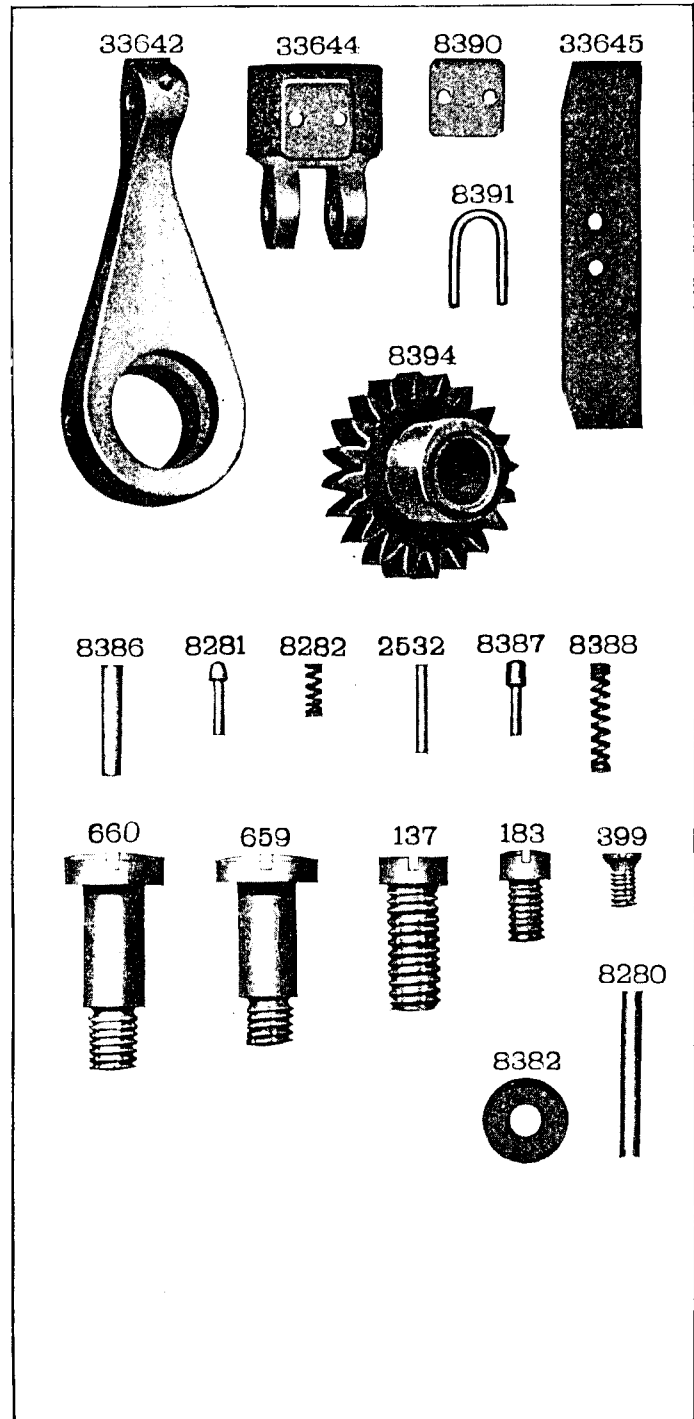


PLATE 6316 - FULL SIZE

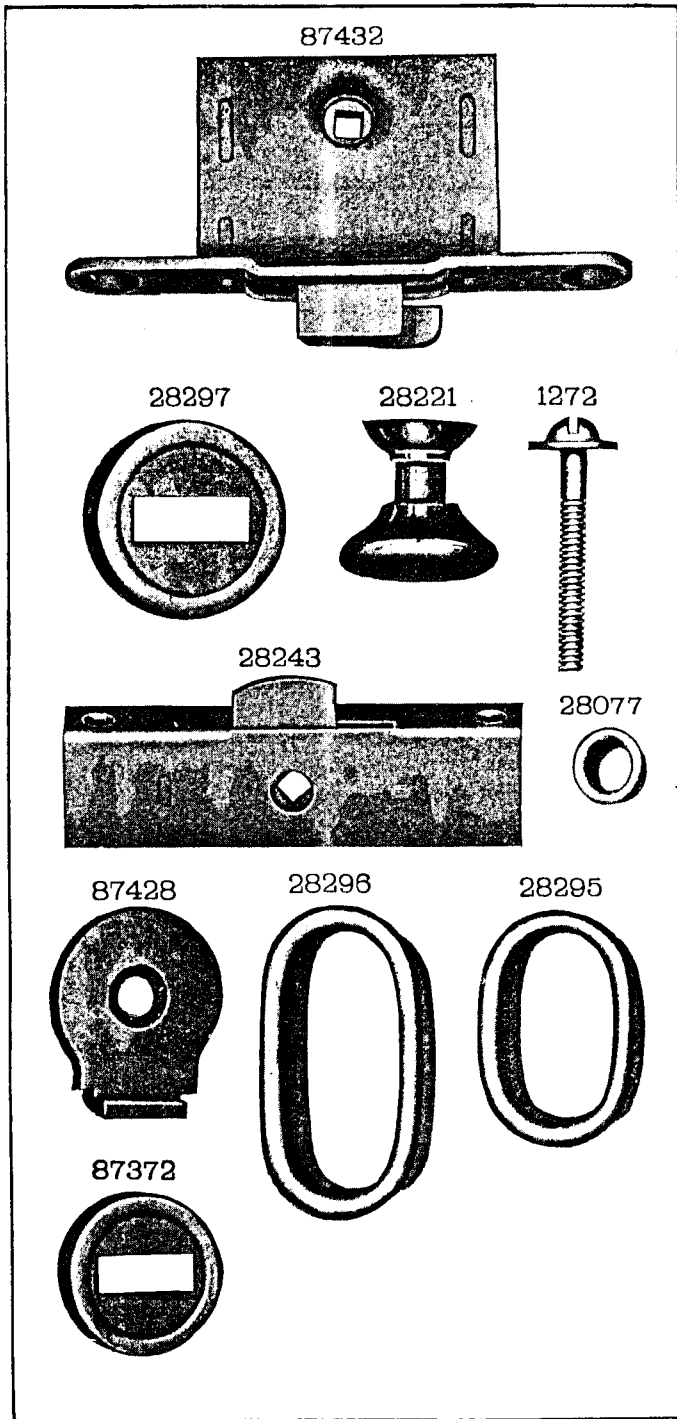


PLATE 6319 - ONE-NINTH SIZE

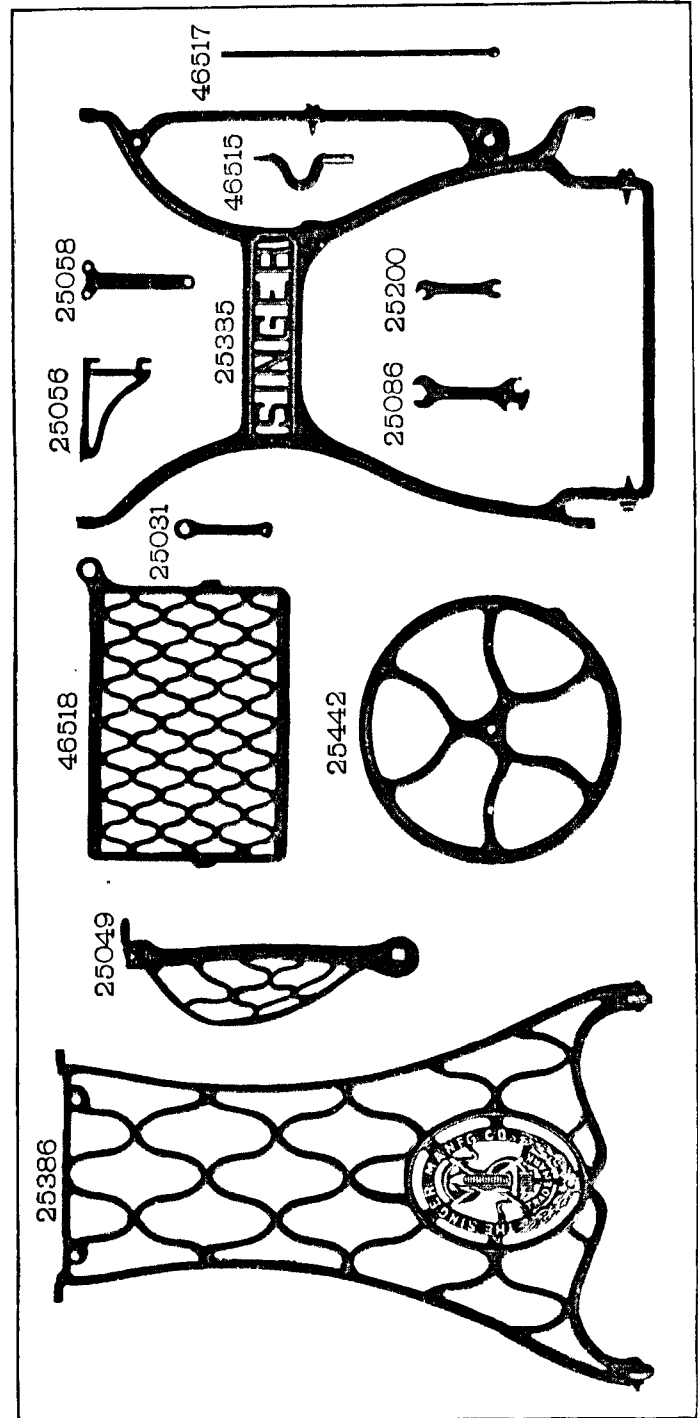


PLATE 6320—ONE-NINTH SIZE

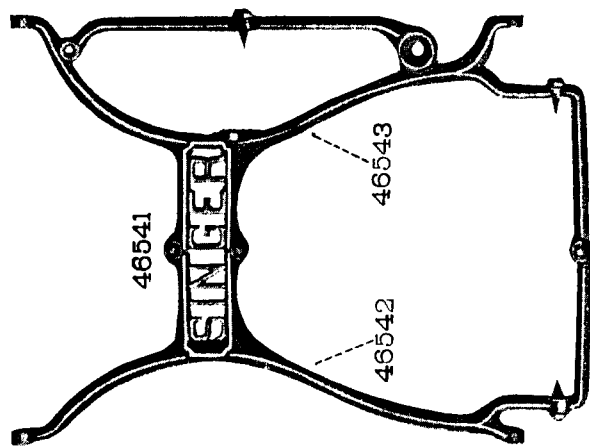


PLATE 6400—ONE-HALF SIZE

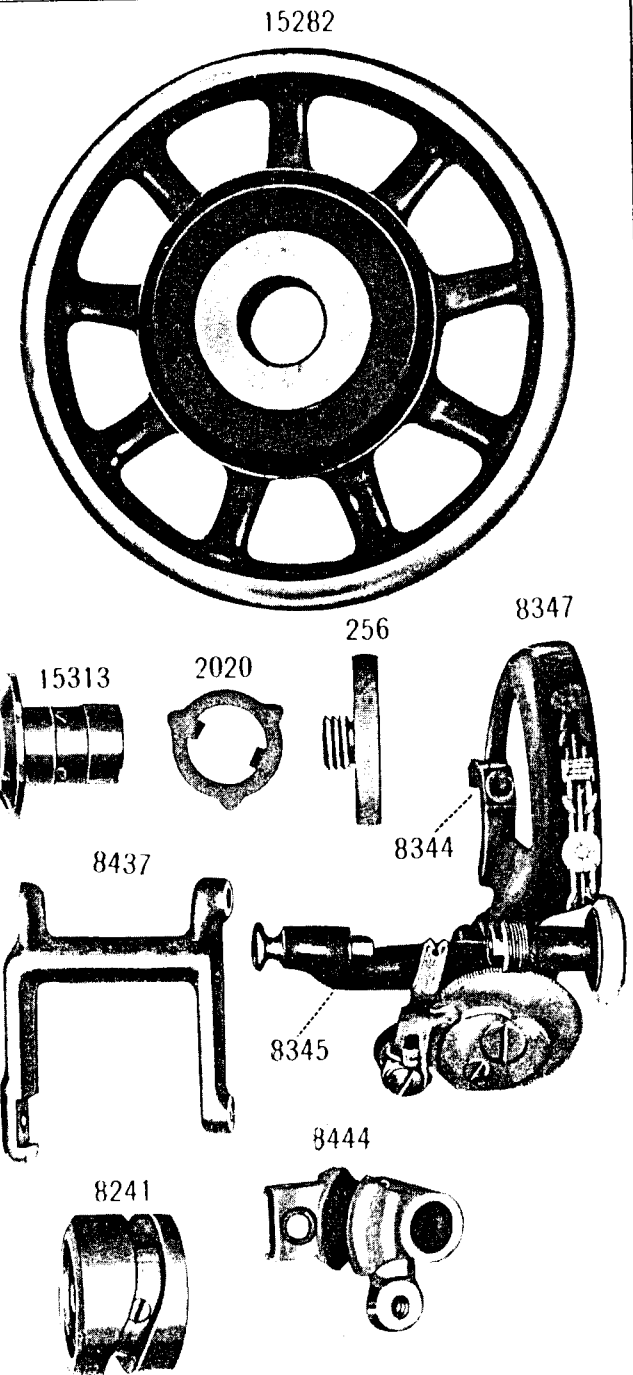


PLATE 6401—ONE-HALF SIZE


8446




8431




8443



8414




8352



8366

8365



8445

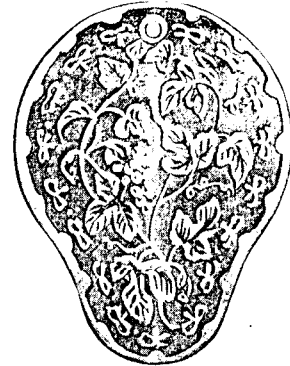


PLATE 6402—ONE-HALF SIZE


8361



8427



54512



54513



PLATE 6403—FULL SIZE

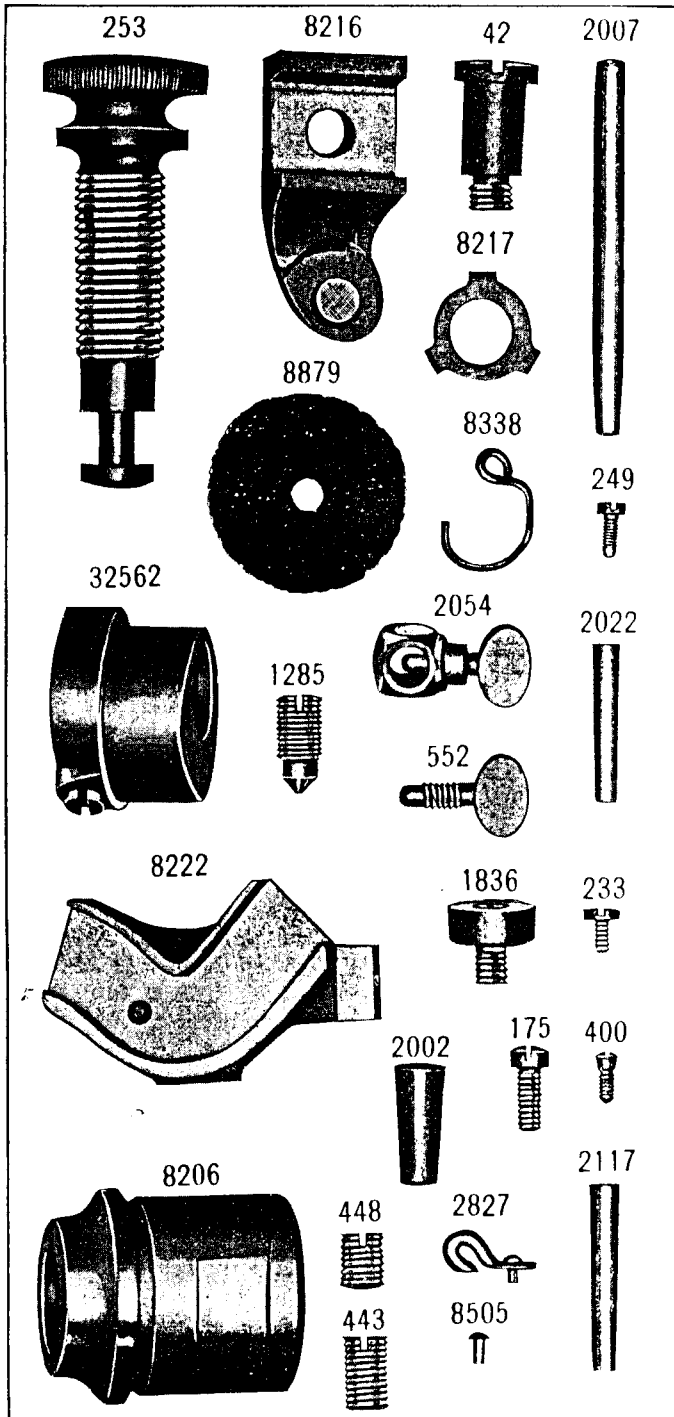


PLATE 6404—FULL SIZE

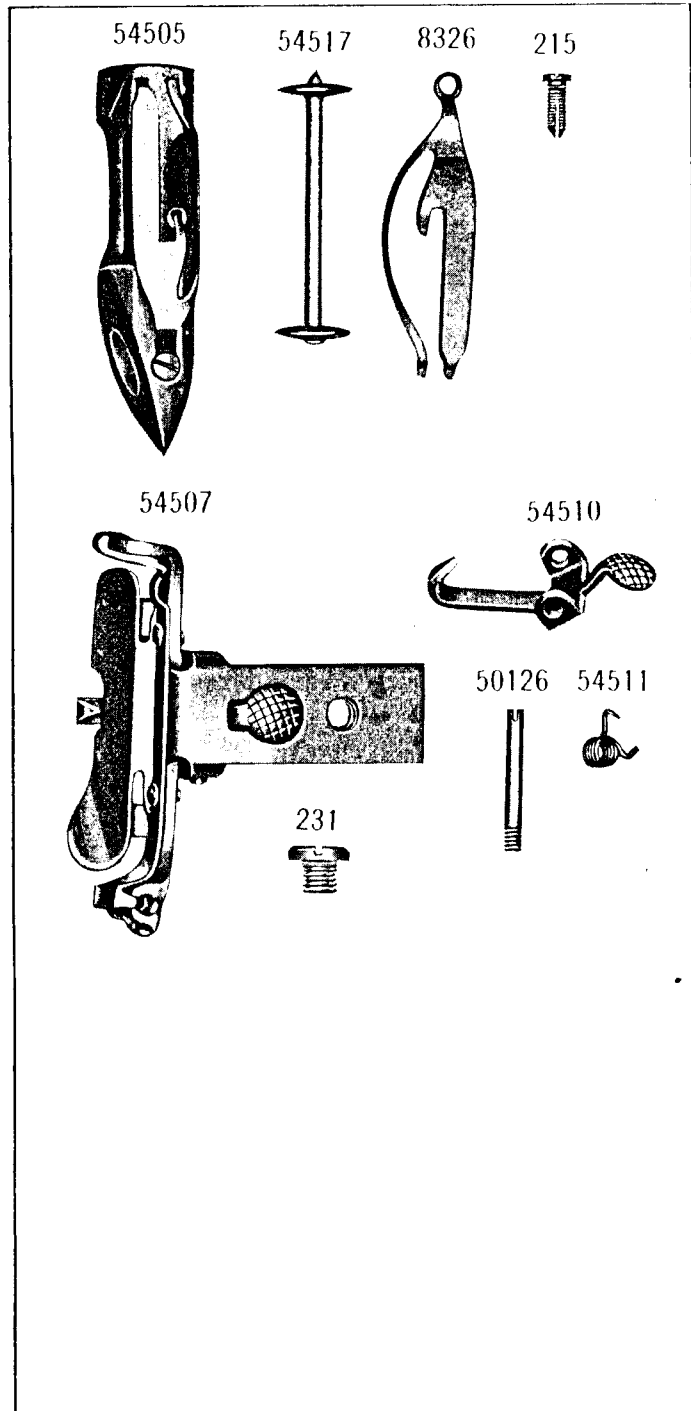


PLATE 6405—FULL SIZE

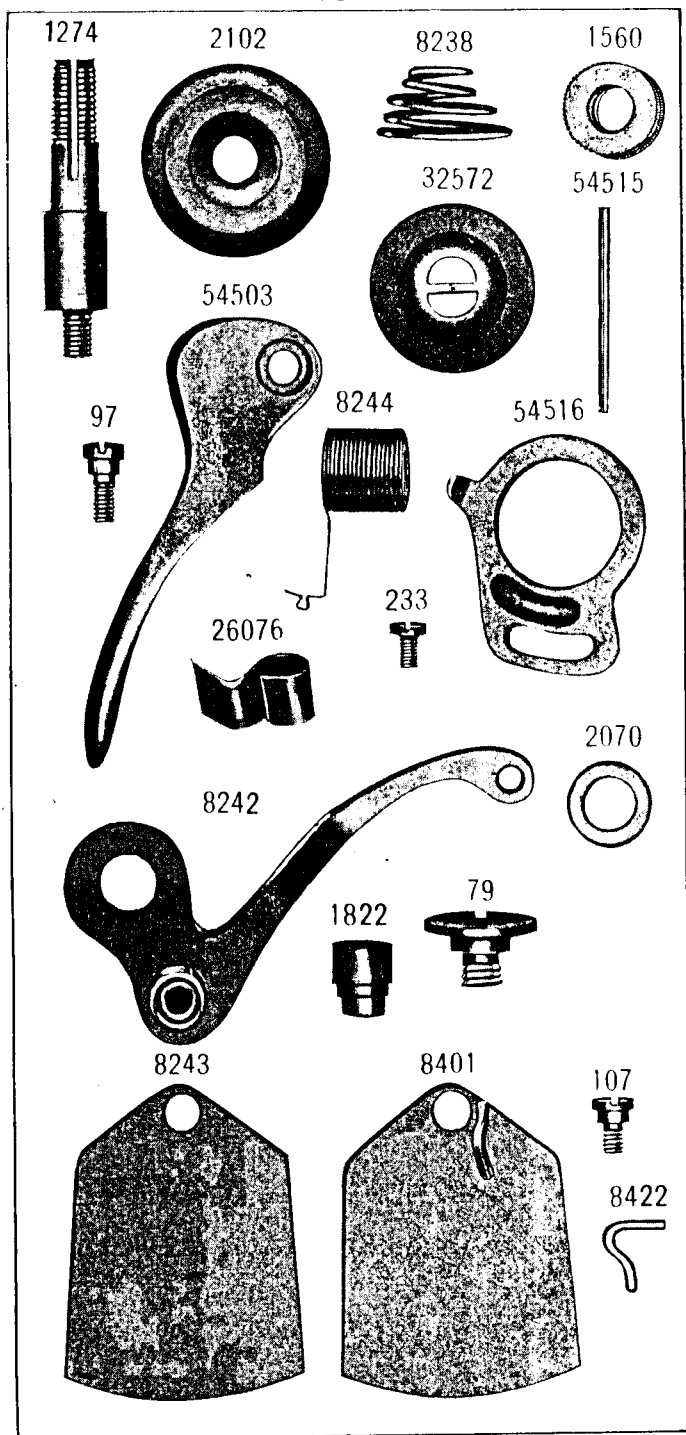


PLATE 6406—FULL SIZE




PLATE 6407—FULL SIZE




PLATE 6408—ONE-HALF SIZE

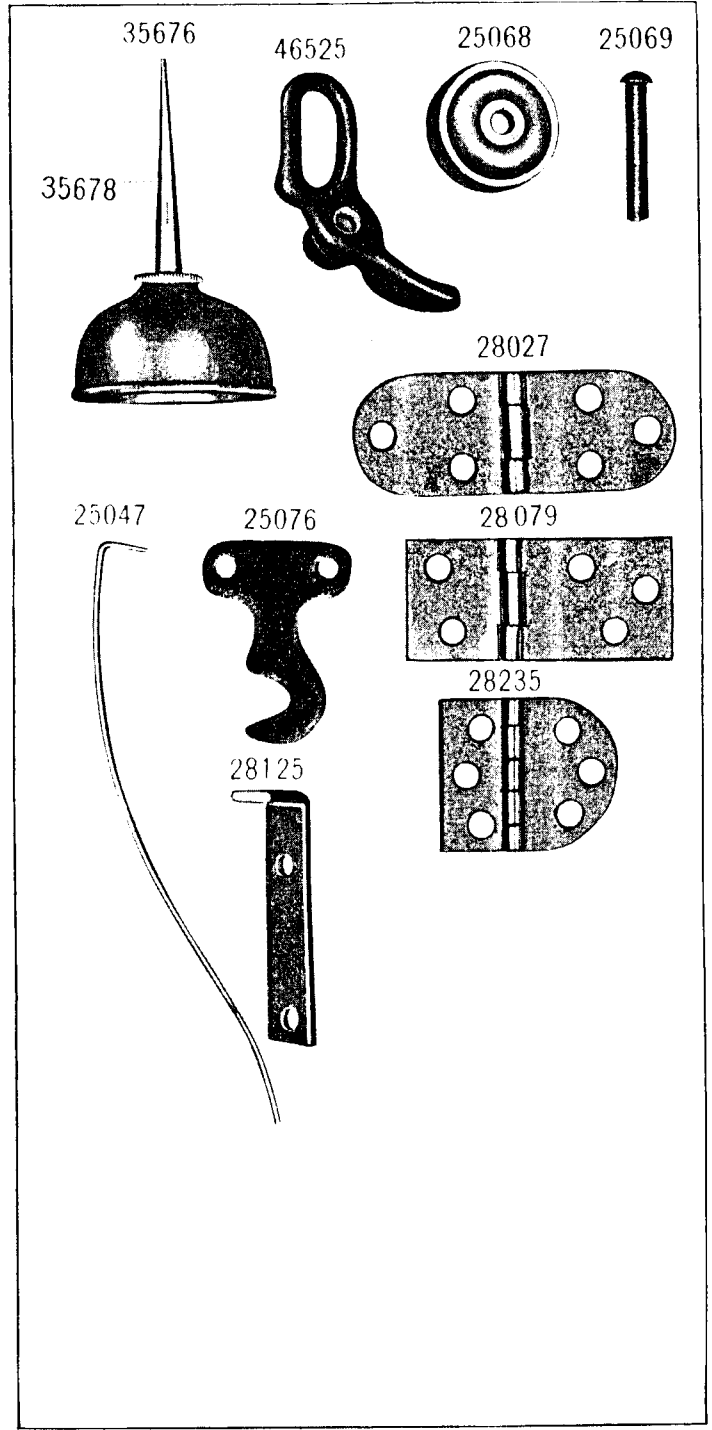


PLATE 6409—FULL SIZE

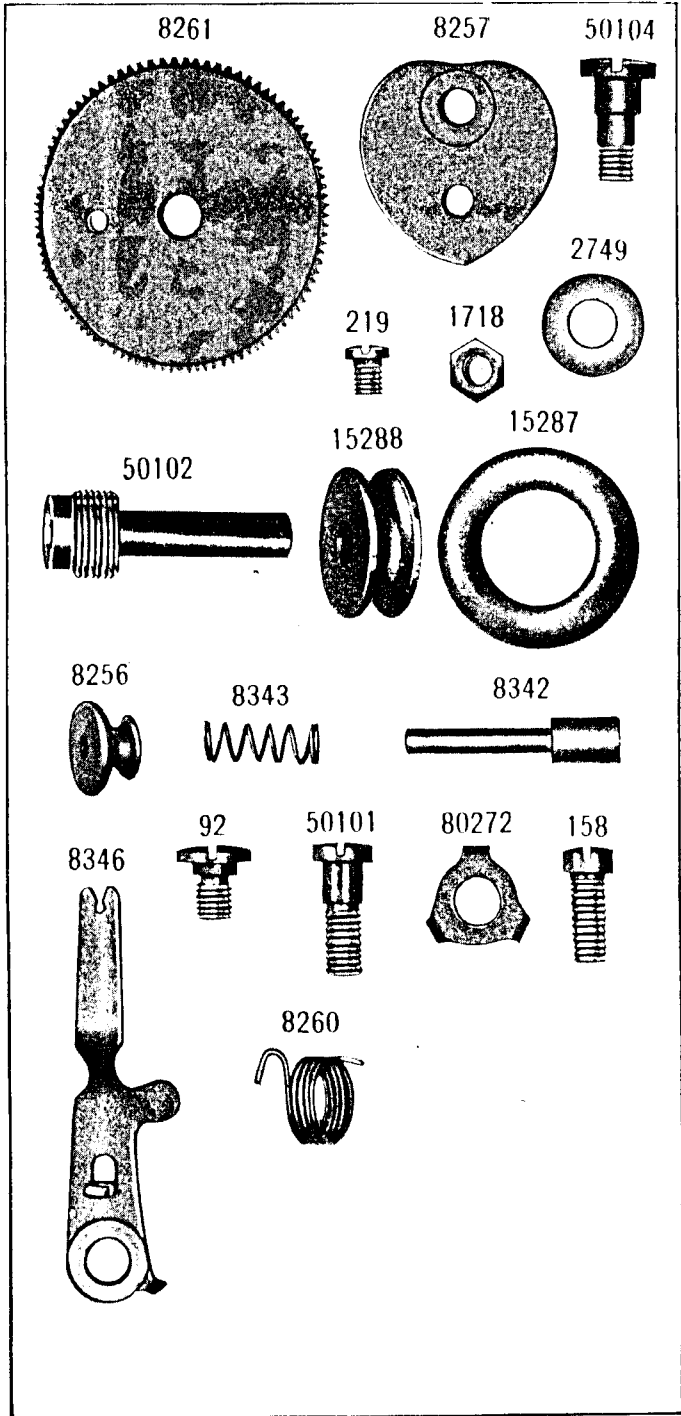


PLATE 6410—ONE-NINTH SIZE

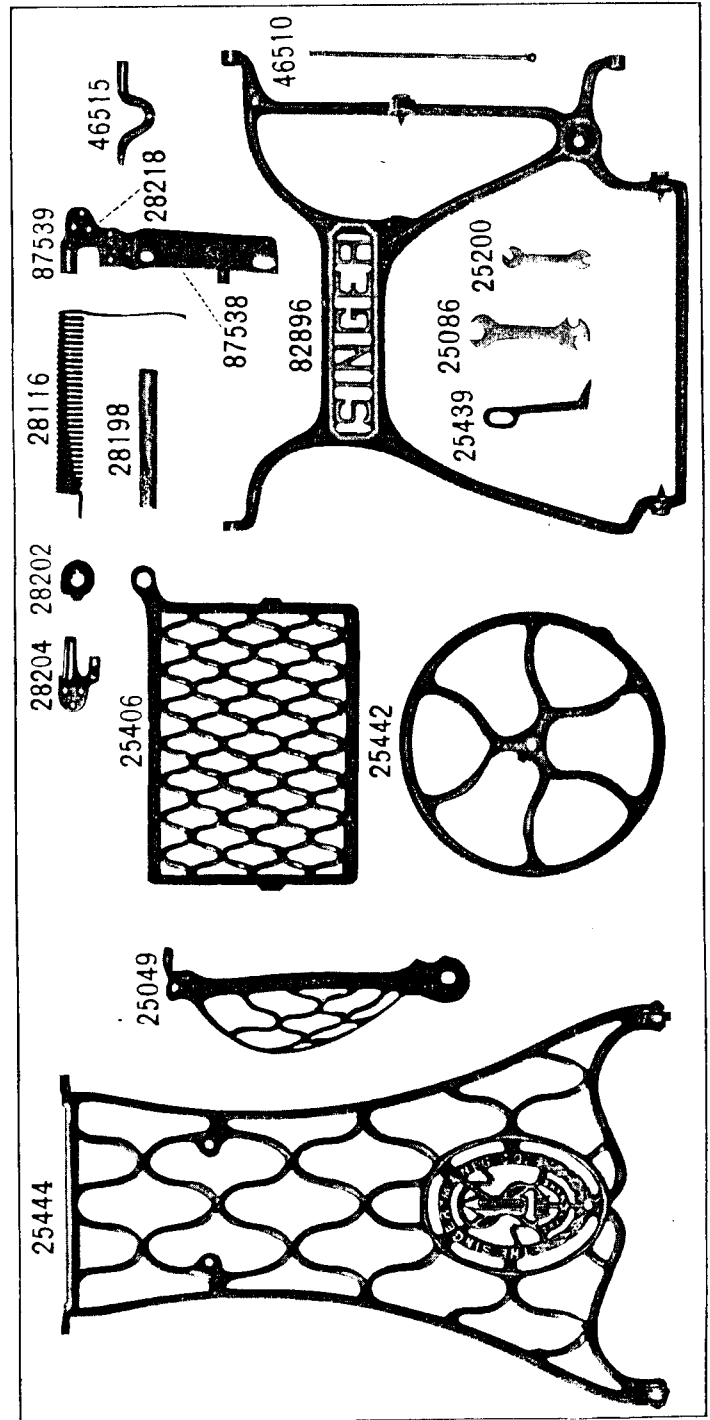


PLATE 6411—ONE-FOURTH SIZE

8421






PLATE 6412—FULL SIZE

15263



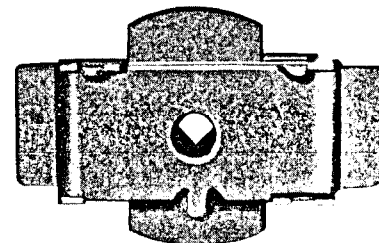
28217



15251



28216



28123



28203




2809



8295



28233




8294



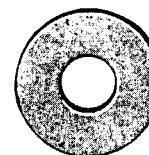
28076



25033



2807



25027



25070




25152



PLATE 6413-FULL SIZE

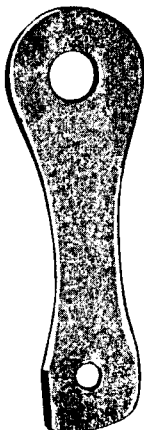
28088



28231



87558



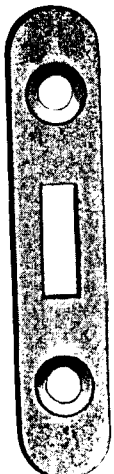
28229



1344




87427



1523



87428



87571




87342



SS 368



87431




84151



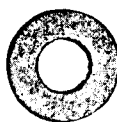
87582



87581



87572



5604



28242

