


**SINGER**  
139W101

# LIST OF PARTS



MACHINE No. 139w101

---

THE SINGER MANUFACTURING COMPANY

## INDEX

---

	Page
Accessories .....	14
Bobbin Winder .....	14
Foot Lifter and Starting Treadle .....	15
Machine No. 139w101 .....	5
Miscellaneous Parts .....	16
Numerical List of Parts .....	17
Thread Unwinder .....	18

# INSTRUCTIONS FOR ORDERING

In ordering from this list, use ONLY the PART number in the FIRST column.

The number stamped on a Sewing Machine Part is the number of the Single Part only, except when the part includes Set Screws, Clamping Screws, Studs and Rollers Spun on, Small Wires riveted, or Parts soldered together, etc., which it is necessary to furnish in combination.

Every combination of parts sent out has its specific number which, although not stamped on Parts (except in above case), must be used when ordering the combination.

Each number always indicates the SAME PART in whatever list it appears, or for whatever Machine.

The letters after some of the numbers indicate the style of finish only, as follows:

- A. Hardened, Polished, Nickel Plated and Buffed.
- B. Polished, Nickel Plated and Buffed.
- C. Hardened only.
- D. Polished only.
- E. Soft, not polished.
- F. Hardened and Polished.
- H. Blued.
- J. Nickel Plated only.
- R. Merlized.
- X. Black Oxide.
- XC. Hardened and Black Oxide.
- Y. Blade Nickel only.

These letters MUST BE USED when they appear in the list and AFTER the number, as in the list.

In this series

200001 to 201500 and 350001 to 351500 are Screw Numbers.  
 201501 to 201800 and 351501 to 351800 are Nut Numbers.  
 201801 to 202000 and 351801 to 352000 are Roller Numbers.  
 202001 to 350000 are Numbers of Machine Parts.

The figures in the second column refer only to the plate in which the illustration of the part is shown and are TO BE USED in ordering.

Two or more numbers over a cut indicate that the difference between such parts is not visible in an illustration.

Parts marked with an asterisk (\*) are furnished when repairs are made at the factory.

## LIST OF PARTS COMPLETE FOR



### MACHINE No. 139w101

EXTRA LONG ARM. VERTICAL HOOK.  
 COMPOUND FEED. HIGH LIFT ALTERNATING  
 PRESSERS. SAFETY CLUTCH. FOOT LIFTER.  
 For Stitching Pockets in Automobile Door  
 Panels; also for Tarpaulins, Awnings  
 and similar work.

No.	Plate	Name
*264535	----	Arm with 202135
240069	15301	" Cap with 244071
244071	15301	" " Oil Wick
200278H	15301	" " Screw
202248	15301	" " Washer
8702	15310	" Position Pin (2)
50708E	15310	" Screw (4)
264502	15301	" Shaft with 200357E and 224592
264641	15301	" " Bushing (back) with 202244
202244	15301	" " " Oil Packing (wick)
200071E	15301	" " " Screw (3)
213299	15301	" " " (center) with 202260
202260	15301	" " " Oil Packing (wick)
200338C	15301	" " " Set Screw
207080	15301	" " " (front) with 202244
202244	15301	" " " Oil Packing (wick)
200502B	15301	" " " " " Thumb Screw
200338C	15301	Arm Shaft Bushing (front) Set Screw

No.	Plate	Name
224103	15304	Arm Shaft Connection Belt
224104	15304	" " " " Pulley with 200327C, 200602E and two 202253
200602E	15304	Arm Shaft Connection Belt Pulley Position Screw
200327C	15304	Arm Shaft Connection Belt Pulley Set Screw
202253	15304	Arm Shaft Connection Belt Pulley Spring Flange
264503	15302	Arm Shaft Connection Belt Timing Collar with 200383C and 200398C
200398C	15302	Arm Shaft Connection Belt Timing Collar Position Screw
200383C	15302	Arm Shaft Connection Belt Timing Collar Set Screw
224139	15302	Arm Shaft Connection Belt Timing Plate
200164B	15302	" " " " " " Screw (2)
224392	15301	Arm Shaft Oil Packing (wick)
200357E	15301	" " " " Stop Screw
264504	15301	Balance Wheel (disc) (belt groove 4 in. diam.) with 200341C and 200347C
200341C	15301	Balance Wheel Position Screw
200347C	15301	" " Set Screw
*264505	-----	Bed
202258	15304	" Hinge Connection (2)
200570E	15304	" " " Screw (4)
54897	15302	" Oil Cup
247504	15310	" Slide (back)
223811	15310	" " " Stop
223812	15310	" " " Spring
224043	15310	" " (front)
203470	15305	Bobbin
*233764	-----	" Case
203648	15305	" " Latch
*202056	-----	" " " Pin
203473	15305	" " " Plunger
203474	15305	" " " Spring
241674	15305	" " Oiling Felt
241675	15305	" " " Retainer
350405C	15305	" " " " Screw
224004	15306	" " Opener
224005	15306	" " " Lever with 201349C, 201542C and 203101
201349C	15306	Bobbin Case Opener Lever Driving Screw Stud
201542C	15306	Bobbin Case Opener Lever Driving Screw Stud Nut
203101	15306	Bobbin Case Opener Lever Driving Screw Stud Oil Packing (wick)

No.	Plate	Name
223622	15306	Bobbin Case Opener Lever Hinge Stud with 202277
202277	15306	Bobbin Case Opener Lever Hinge Stud Oil Packing (wick)
200364C	15306	Bobbin Case Opener Lever Hinge Stud Set Screw
223623	15306	Bobbin Case Opener Lever Link
220118D	15306	" " " Screw
203214	15305	" " Tension Spring
200984C	15305	" " " " Regulating Screw
200594C	15305	" " " " Screw
203216	15305	" " Washer (cloth)
233765	15305	Bobbin Case complete, Nos. 200594C, 200984C, 202056, 203214, 203216, 203473, 203474, 203648, 233764, 241674, 241675 and two 350405C
240179	15310	Face Plate
202135	15310	" " Position Pin
200473B	15310	" " Thumb Screw
264506	15303	Feed Bar
264507	15303	" " 264506 with 201518E, 224052, 225837, 264508, 350197E and 350393C
264508	15303	Feed Bar Crank with two each 200363C and 200396C
200396C	15303	Feed Bar Crank Position Screw
200363C	15303	" " " Set Screw
350393C	15303	" " Hinge Screw (driving)
201518E	15303	" " " " Nut
264509	15311	" Dog, 40 elongated needle hole, for needle sizes 23 and 24
200106E	15311	Feed Dog Screw (2)
237565	15304	" Driving Connection with 200049D and 202330
201171C	15304	Feed Driving Connection Hinge Screw
201517E	15304	" " " " " Nut
202277	15304	" " " " " Oil Packing (wick)
202330	15304	Feed Driving Connection Oil Packing (wick)
200049D	15304	Feed Driving Connection Pinch Screw
237521	15304	" " Eccentric Regulating Bracket
237043	15304	" " " " " " 237521 with 224108, two each 200256C and 201525E
224108	15304	Feed Driving Eccentric Regulating Bracket Flange with 200383C and 200437C
200437C	15304	Feed Driving Eccentric Regulating Bracket Flange Position Screw
200383C	15304	Feed Driving Eccentric Regulating Bracket Flange Set Screw

No.	Plate	Name
200256C	15304	Feed Driving Eccentric Regulating Bracket Hinge Screw
201525E	15304	Feed Driving Eccentric Regulating Bracket Hinge Screw Nut
202301	15304	Feed Driving Eccentric Regulating Bracket Plunger
264513	15304	Feed Driving Eccentric Regulating Bracket Plunger Spring
200607C	15304	Feed Driving Eccentric Regulating Bracket Plunger Spring Stop Screw
200256C	15304	Feed Driving Eccentric Regulating Bracket Stop Screw
201525E	15304	Feed Driving Eccentric Regulating Bracket Stop Screw Nut
200429C	15304	Feed Driving Eccentric Regulating Screw
200383C	15304	" " " " " "
		Check Screw
264514	15303	Feed Driving Rock Shaft
223652	15303	" " " " Crank with 200019E
200019E	15303	" " " " " Pinch Screw
202625	15303	" " " " Stop Collar with two 200383C (2)
200383C	15303	Feed Driving Rock Shaft Stop Collar Set Screw
224154	15302	Feed Lifting Cam with 201220C
224052	15303	" " " Fork with 200173D and 223655
350197E	15303	Feed Lifting Cam Fork Screw
225837	15303	" " " " Washer
223655	15303	" " " Oiling Felt
200173D	15303	" " " " Screw
201220C	15302	" " " Set Screw
264515	15301	" Regulating Spindle with 202311, 202443 and 202619
*202311	-----	Feed Regulating Spindle Head
202443	15301	" " " " Pin
202619	15301	" " " " Position Pin
264516	15310	Foot Lifter Lifting Lever with 264518
264517	15310	" " " " Hinge Stud
200358C	15310	" " " " " " Set Screw
264518	15310	Foot Lifter Lifting Lever Pin
264519	15310	" " " " Spring
201062F	15310	" " " " " Screw
*240041	-----	Hook (sewing)
240042	15305	" 240041 with 203525, 224025, two each 200590H and 201253F
240207	15305	Hook and Bobbin Case complete, Nos. 233765 and 240042
224019	15306	Hook Bushing (lower) (bronze)

No.	Plate	Name
200364C	15306	Hook Bushing (lower) Set Screw
224020	15306	" " (upper) (bronze)
200446C	15306	" " " Position Screw
223867	15302	" Driving Gear (spiral) with 200362C and 201222C
201222C	15302	Hook Driving Gear Position Screw
200362C	15302	" " " Set Screw
240167	15306	" " Pinion (spiral) with 200382C and 201220C
201220C	15306	Hook Driving Pinion Position Screw
200382C	15306	" " " Set Screw
224022	15306	" " " Thrust Washer
264520	15302	" " Shaft
224111	15302	" " " Bushing (back) with 202244
202244	15302	Hook Driving Shaft Bushing (back) Oil Packing (wick)
237529	15302	Hook Driving Shaft Bushing (front)
200327C	15302	" " " " Set Screw (2)
*240045	15302	Hook Driving Shaft Connection Belt Pulley with 202253 and 240049
*240046	15302	Hook Driving Shaft Connection Belt Pulley Driving Flange with two 201254C
240047	15302	Hook Driving Shaft Connection Belt Pulley Driving Flange Locking Plunger
240048	15302	Hook Driving Shaft Connection Belt Pulley Driving Flange Locking Plunger Spring
240049	15302	Hook Driving Shaft Connection Belt Pulley Driving Flange Locking Plunger Spring Socket
201254C	15302	Hook Driving Shaft Connection Belt Pulley Driving Flange Set Screw
240050	15302	Hook Driving Shaft Connection Belt Pulley Safety Clutch complete, Nos. 240045 to 240048
202253	15302	Hook Driving Shaft Connection Belt Pulley Spring Flange
203525	15305	Hook Gib
201253F	15305	" " Screw
223850	15306	" Saddle with 200009E
224024	15306	" " 223850 with 200364C, 200446C, 224019 and 224020
264521	15302	Hook Saddle Bearing
200335C	15302	" " " Set Screw
237040	15302	" " Oil Guard
240019	15302	" " " Felt
200160D	15302	" " " " Screw (2)
200009E	15306	" " Pinch Screw

No.	Plate	Name
200006E	15306	Hook Saddle Screw
225585	15306	" " " Washer
240177	15306	Hook Saddle complete, Nos. 200118D, 200364C 223622, 223623, 224004, 224005, 224022, 224024, 240167 and 240207
224025	15305	Hook Washer
200590H	15305	" " Screw
208545	15308	Lifting Bell Crank
200996C	15308	" " " Cap Screw
240125	15301	" " " Link
350172C	15301	" " " " Screw Stud
201524E	15301	" " " " " " Nut
240160	15301	" Eccentric with 200382C and 200398C
240126	15301	" " Connection
240171	15301	" " " Crank with 200029E and 248821
248821	15301	Lifting Eccentric Connection Crank Oil Packing (wick)
200029E	15301	Lifting Eccentric Connection Crank Pinch Screw
200398C	15301	Lifting Eccentric Position Screw
200382C	15301	" " " Set Screw
240135	15311	" Presser Foot
200074F	15308	" " " Screw
240136	15301	" Rock Shaft with 201524E and 350172C
240174	15301	Lifting Rock Shaft Bushing (2)
264522	15307	Needle Bar with 200125F, 200175D and 240170
202552	15307	Needle Bar Connecting Link
264718	15307	" " " " Oil Guard
200161D	15307	" " " " " Screw
202333	15307	" " " " Stud with 202254
202254	15307	Needle Bar Connecting Link Stud Oil Pack- ing (wick)
200374C	15307	Needle Bar Connecting Link Stud Set Screw
200383C	15307	Needle Bar Connecting Link Stud Set Screw
208552	15307	Needle Bar Connecting Stud with 200086C and 202330
202330	15307	Needle Bar Connecting Stud Oil Packing (wick)
200086C	15307	Needle Bar Connecting Stud Pinch Screw
202692	15307	Needle Bar Crank with 200335C, 200374C, 200383C, 200428C and 202333
240178	15307	Needle Bar Crank 202692 with 202399, 202400, 202552, 208552 and 241518

No.	Plate	Name
203172	15307	Needle Bar Crank Friction Washer
200428C	15307	" " " Position Screw
200335C	15307	" " " Set Screw
264523	15307	" " Rock Frame
210910	15307	" " " " Hinge Stud with 202277
202277	15307	Needle Bar Rock Frame Hinge Stud Oil Packing (wick)
200374C	15307	Needle Bar Rock Frame Hinge Stud Set Screw
202666	15307	Needle Bar Rock Frame Position Bracket
200098F	15307	" " " " " " " Screw
264524	15301	Needle Bar Rock Frame Rock Shaft with 200387C and 210920
223692	15301	Needle Bar Rock Frame Rock Shaft Crank with 200029E
223693	15304	Needle Bar Rock Frame Rock Shaft Crank Connection with 202277
200833C	15304	Needle Bar Rock Frame Rock Shaft Crank Connection Hinge Screw
201522E	15304	Needle Bar Rock Frame Rock Shaft Crank Connection Hinge Screw Nut
202277	15304	Needle Bar Rock Frame Rock Shaft Crank Connection Oil Packing (wick)
200029E	15301	Needle Bar Rock Frame Rock Shaft Crank Pinch Screw
202668	15301	Needle Bar Rock Frame Slide Block
210920	15301	" " " " " " " 202668 with 201141C
201141C	15301	Needle Bar Rock Frame Slide Block Screw Stud
200387C	15301	Needle Bar Rock Frame Slide Block Screw Stud Set Screw
240170	15307	Needle Bar Thread Guide
200175D	15307	" " " " " Screw
200125F	15307	" Set Screw
208566	15308	Presser Bar with 200074F
207072	15308	" " Bushing (2)
200352C	15308	" " " Set Screw (2)
264525	15308	" " Lifter
200653C	15308	" " " Hinge Screw
264526	15308	" " Lifting Bracket with 200054E
200975F	15308	" " " " Guide Screw
200054E	15308	" " " " Pinch Screw
202337	15308	" " Position Guide
202338	15308	" " " " Lever with 200086F
200086F	15308	Presser Bar Position Guide Lever Pinch Screw

No.	Plate	Name
200352C	15308	Presser Bar Position Guide Set Screw
240172	15310	" " Spring (heavy)
210949	15308	" " " Bracket with 200086C
200086C	15308	" " " " Pinch Screw
201410F	15310	" " " Regulating Thumb Screw
200948F	15310	" " " Support Screw
241518	15307	Take-up Lever
202399	15307	" " Driving Stud with 202277
202277	15307	" " " " Oil Packing (wick)
202400	15307	Take-up Lever Hinge Stud with 202423
202423	15307	" " " " Oil Packing (wick)
200383C	15307	Take-up Lever Hinge Stud Set Screw
240023	15309	Tension Bracket with 201224B and 236060
200159F	15309	" " Screw
240024	15309	Tension Bracket complete, Nos. 13710, 200978H, 201199F, 204271, 223703, 223704, 223706, 237174, 240023, two each 200309E 201572B and 244048
244048	15309	Tension Disc
236060	15309	" " Position Pin
223703	15309	" Release Lever
235576	15308	" " " Rod
200309E	15309	" " " Screw
223704	15309	" " Plunger
264527	15308	" " Slide
240142	15308	" " " Spring
204271	15309	" " Washer
13710	15309	" Spring
201224B	15309	" Stud
201572B	15309	" Thumb Nut
223706	15309	Thread Controller Disc
200978H	15309	" " " Screw
237174	15309	" " Spring
242117	15309	" " " Stop
200132E	15309	" " " Screw
201199F	15309	" " Stud with 204925
200061C	15309	" " Set Screw
201572B	15309	" " Thumb Nut
204925	15309	" " Washer
202412	15309	" Guide
224040	15309	" " "
210955	15309	" " (upper)
200582H	15309	" " Screw (3)
241755	15310	" Lubricator Oil Pad (felt)
237845	15310	" " " Holder
240439	15310	" " " Retainer
241758	15310	" " Reservoir
241759	15310	" " Wick

No.	Plate	Name
350280F	15310	Thread Lubricator Screw
21483E	15310	" " " Washer
23784E	15310	Thread Lubricator complete, Nos. 21483E, 237845, 240439, 241755, 241758, 241759 and 350280F
240034	15309	Thread Retainer
200355H	15309	" " Set Screw
240144	15311	Throat Plate
691F	15311	" " Screw (2)
208562	15308	Vibrating Presser Bar
208563	15308	" " " Connecting Link
202277	15308	" " " Oil Packing (wick)
240158	15311	" " Foot, 40 needle hole, with 201015F
201015F	15311	Vibrating Presser Foot Pinch Screw

Genuine Singer Needles should be used  
in Singer Machines.  
These Needles and their Containers  
are marked with the  
Company's Trade Mark "SIMANCO." 1

Needles in Containers marked  
"For Singer Machines"  
are not Singer made needles. 2

## ACCESSORIES

No.	Plate	Name
203470	15305	Bobbin (5)
*225482	-----	" Case Screw Driver Blade
*225483	-----	" " " " Handle
225497	15313	Bobbin Case Screw Driver complete, Nos. 225482 and 225483
126 x 11	15307	Needles, three each, sizes 24 and 25
264528	15313	Drip Pan with four 1 in. wire nails
41400	15313	Machine Rest Pin (wood)
120342	15313	Oiler (copper plated) with 120343
120343	15313	" Spout, 3-1/2 in. long
*225484	-----	Screw Driver Blade
*225485	-----	" " " " Handle
225498	15313	Screw Driver complete (7-1/4 in. long), Nos. 225484 and 225485
225554	15313	Wrench (steel)

## BOBBIN WINDER

(SWINGING AUTOMATIC, RIGHT HAND)

225453	17619	Frame with 202277 and 225438
225454	17619	" Hinge Pin
202277	17619	" Oil Packing (wick)
225438	17619	" " Well Cap
225455	17619	" Spring
225456	17619	" " Plunger
202473	17619	Pulley with 200380C
200380C	17619	" Set Screw
225381	17619	Spindle
225444	17619	Stop Latch
200056E	17619	" " Screw
225458	17619	" " Thumb Lever
225459	17619	" " " " Hinge Stud
225459	17619	" " " " Joint Stud
202478	17619	" " Trip Lever
200299H	17619	" " " " Hinge Screw
225461	17619	Tension Bracket with 201499B
200082D	17619	" " Screw
228026	17619	" " " Washer
2102	17619	" Disc
202407	17619	" Spring
201499B	17619	" Stud
201572B	17619	" " Thumb Nut
225462	17619	Bobbin Winder Tension Bracket complete, Nos. 201572B, 202407, 225461 and two 2102

No.	Plate	Name
225432	17619	Bobbin Winder and Tension Bracket Base
225382	17619	Universal Bobbin Winder complete, Nos. 200056E, 200082D, 200299H, 202473, 202478, 225381, 225433, 225444, 225453 to 225456, 225458, 225462, 228026, two each 225459 and wood screws 3/4 in., No. 12, R.H.B.

## THREAD UNWINDER

FOR TWO SPOOLS

225327	17900	Spool Rest (for two spools) (flat) with 201018C
150203	17900	Spool Rest Cushion (felt)
225308	17900	" " Rod
200533C	17900	" " " Set Screw
201018C	17900	" " Set Screw
202490	17900	" Stand with 200383C
225391	17900	Thread Guide
201696J	17900	" " Lock Nut
225326	17900	" " Position Cup
225324	17900	" " Rod with 208E and 225322
208E	17900	" " " Screw
225322	17900	" " " Washer
225258	17900	Thread Unwinder (for two spools) complete, Nos. 201696J, 202490, 225257, 225324, 225326, 225388, two each 150203, 225391 and three wood screws 7/8 in., No. 12

## FOOT LIFTER AND STARTING TREADLE

264529	15312	Foot Lifter Lever
236787	15312	" " " Chain, 57 in. long, with two 202784
202784	15312	Foot Lifter Lever Chain Hook
264530	15312	" " Treadle with two 356C
356C	15312	" " " Set Screw
264531	15312	Starting Treadle with two 356C
202468	15312	" " Pitman Rod (lower or upper)
204126	15312	Starting Treadle Pitman Rod Clamp with two 200530C
200530C	15312	Starting Treadle Pitman Rod Clamp Set Screw
227980	15312	Starting Treadle Pitman complete, Nos. 204126 and two 202468



ACCESSORIES

No.	Plate	Name
356C	15312	Starting Treadle Set Screw
264532	15312	" " Shaft
264533	15312	" " " Lever with three 356C
356C	15312	Starting Treadle Shaft Lever Set Screw
264536	15312	" " " Stand with two wood screws 1 in., No. 12
264534	15312	Foot Lifter and Starting Treadle complete, Nos. 227980, 236787, 264529 to 264533 and two 264536 (Other Foot Lifter Parts are listed with parts of machine head)

MISCELLANEOUS PARTS

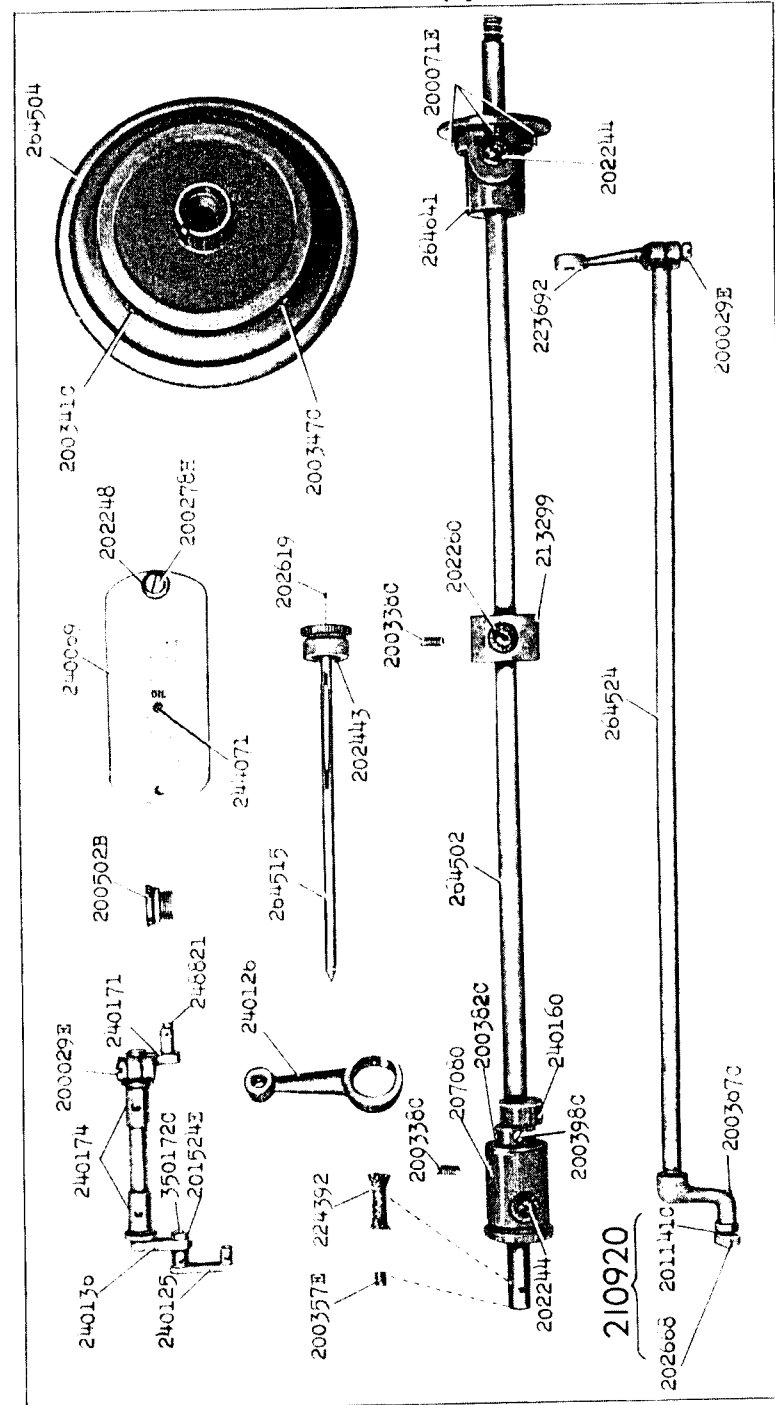
USED IN CONJUNCTION WITH THREAD UNWINDER

60913	17900	Spool Weight with 60914
60914	17900	" " Center Pin
225377	17900	" Wire (for small spools)
27739	17900	Thread Cone (wood)
225390	17900	" " Holder

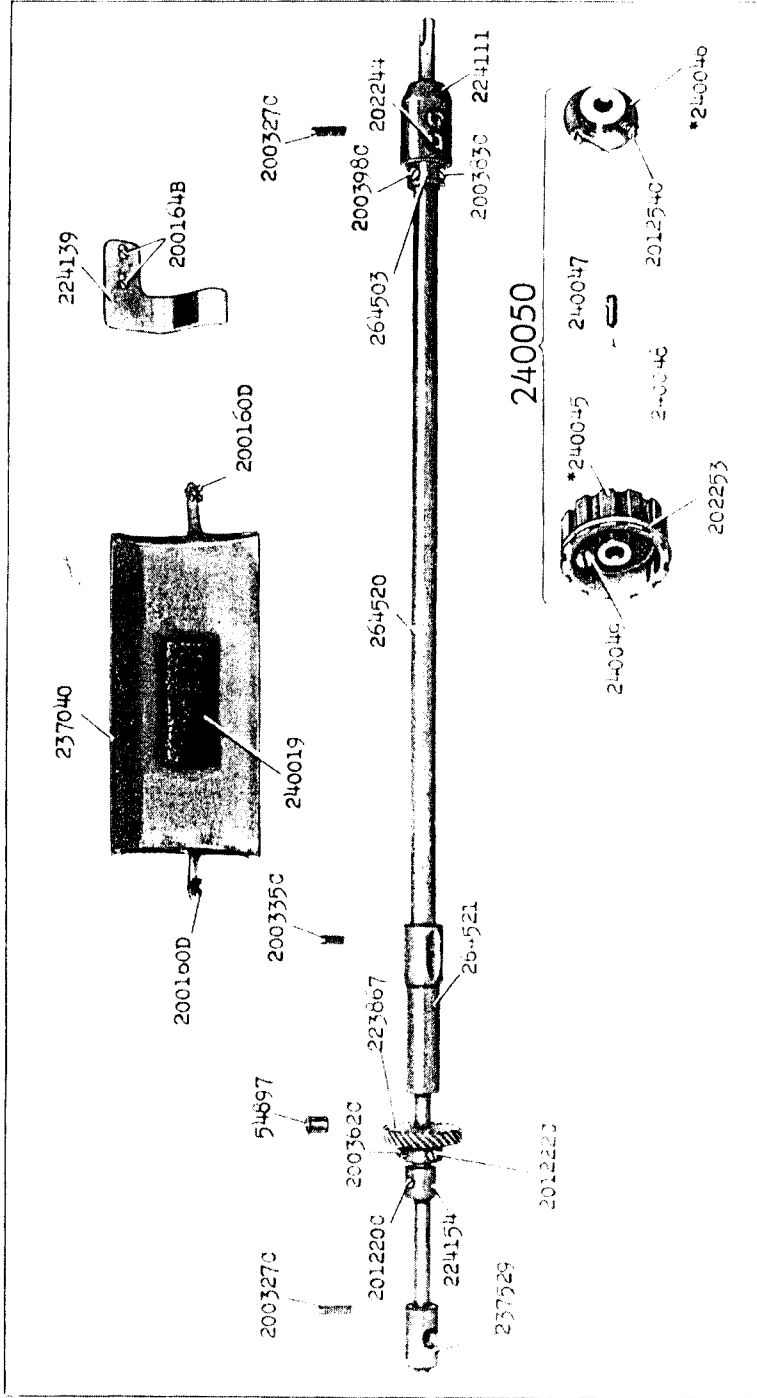
Genuine Singer Needles should be used in Singer Machines. These Needles and their Containers are marked with the Company's Trade Mark "SIMANCO."

Needles in Containers marked "For Singer Machines" are not Singer made needles.

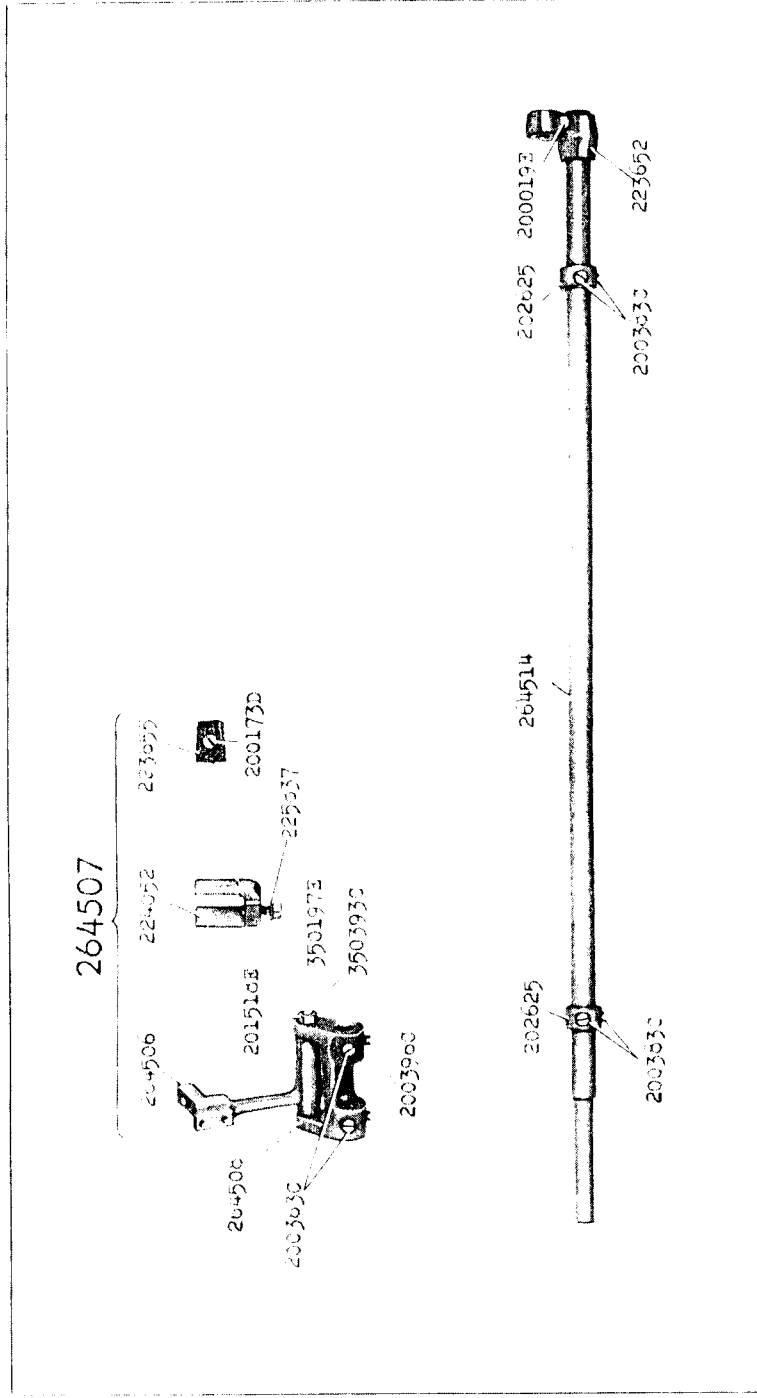
15301 - 1/4



15302 - 1/4



15303 - 1/4



15304 - 3/8

237043

200256C

201525E

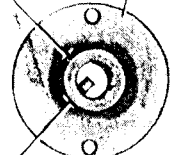
237521



224108

200383C

200437C



201522E

200383C

200429C

202301

204513

200607C

202277

200833C

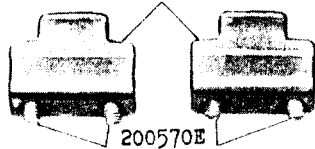
223693

201171C

202277

201517E

202258



200570E

200602E

224104

202253

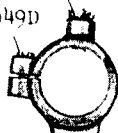
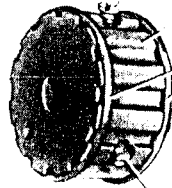
224103

200327C

202330


200049D

237565



15305

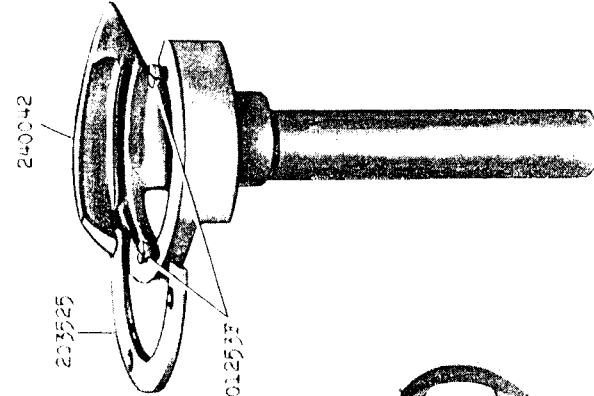
203470



240042

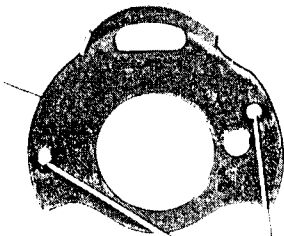
203525

201253E



240207

224025



233765

2009047

203214

200540C

3504050

241075

241074

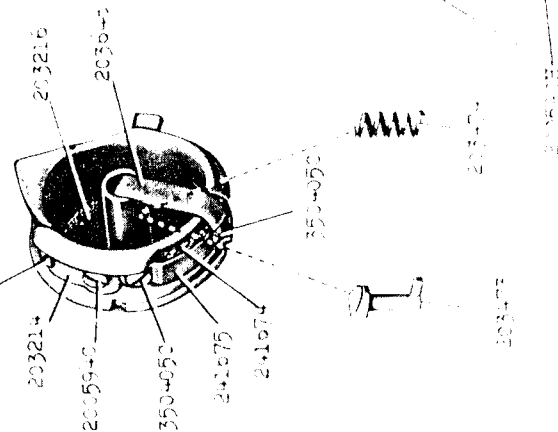
203216

203047

3504050

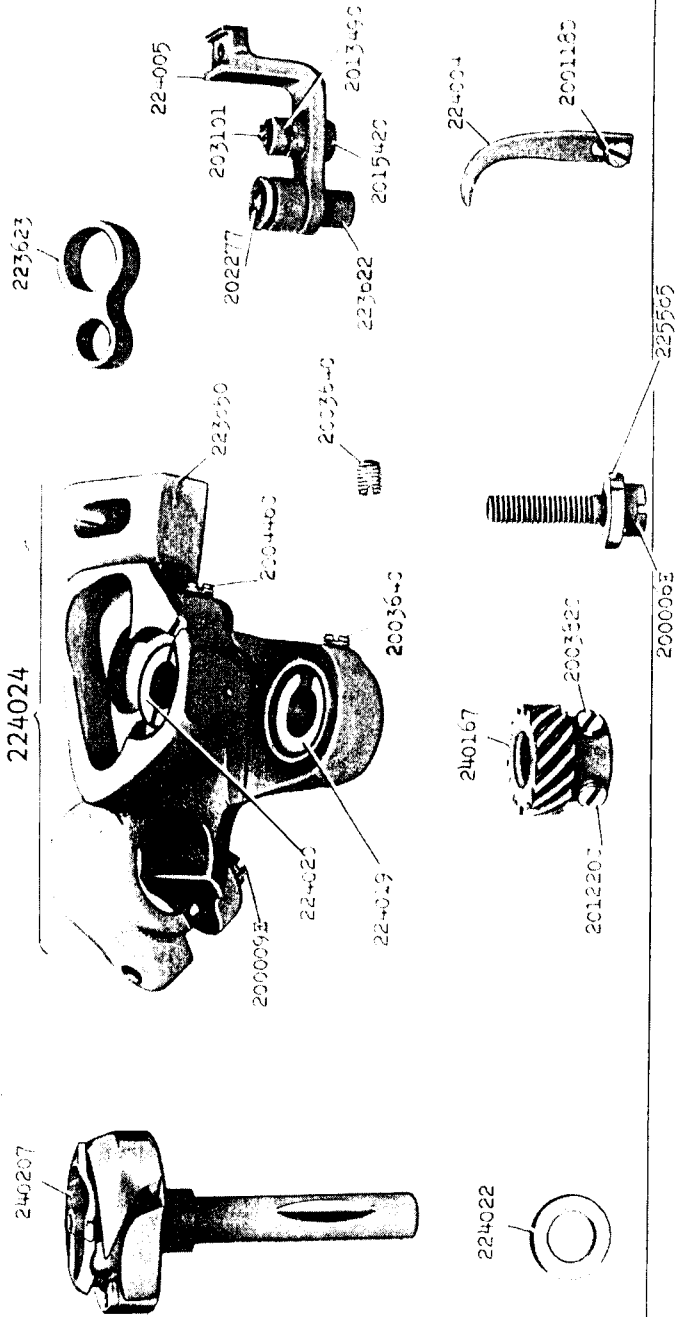
203470

203470



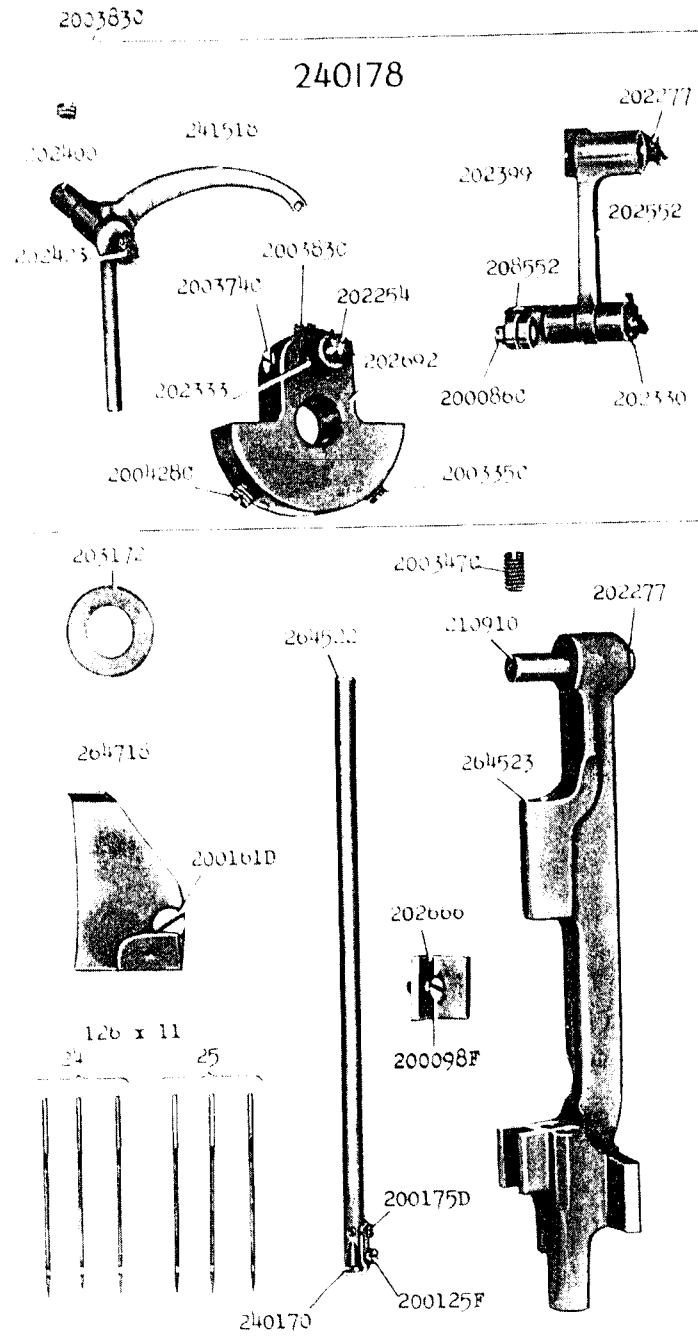
15306 - 2/3

240177

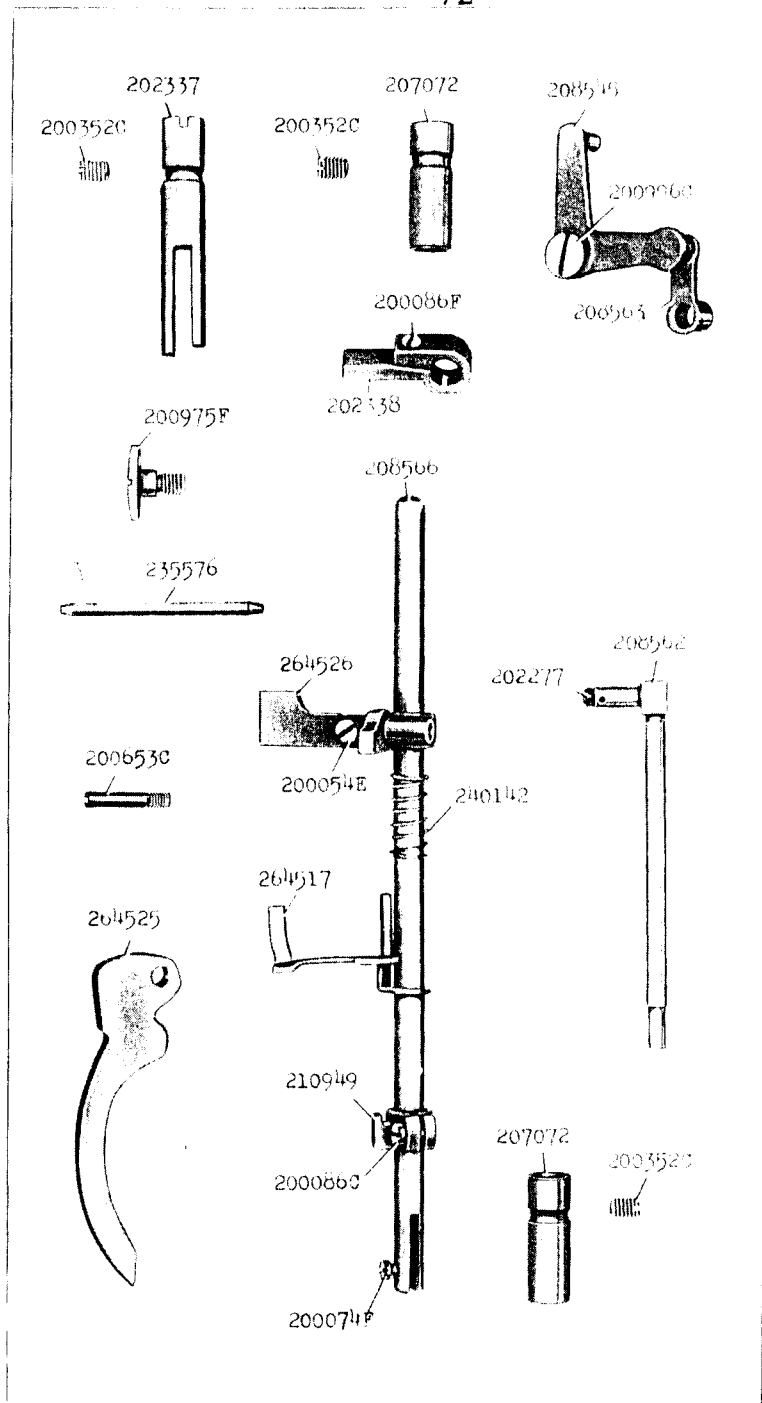


15307 - 1/2

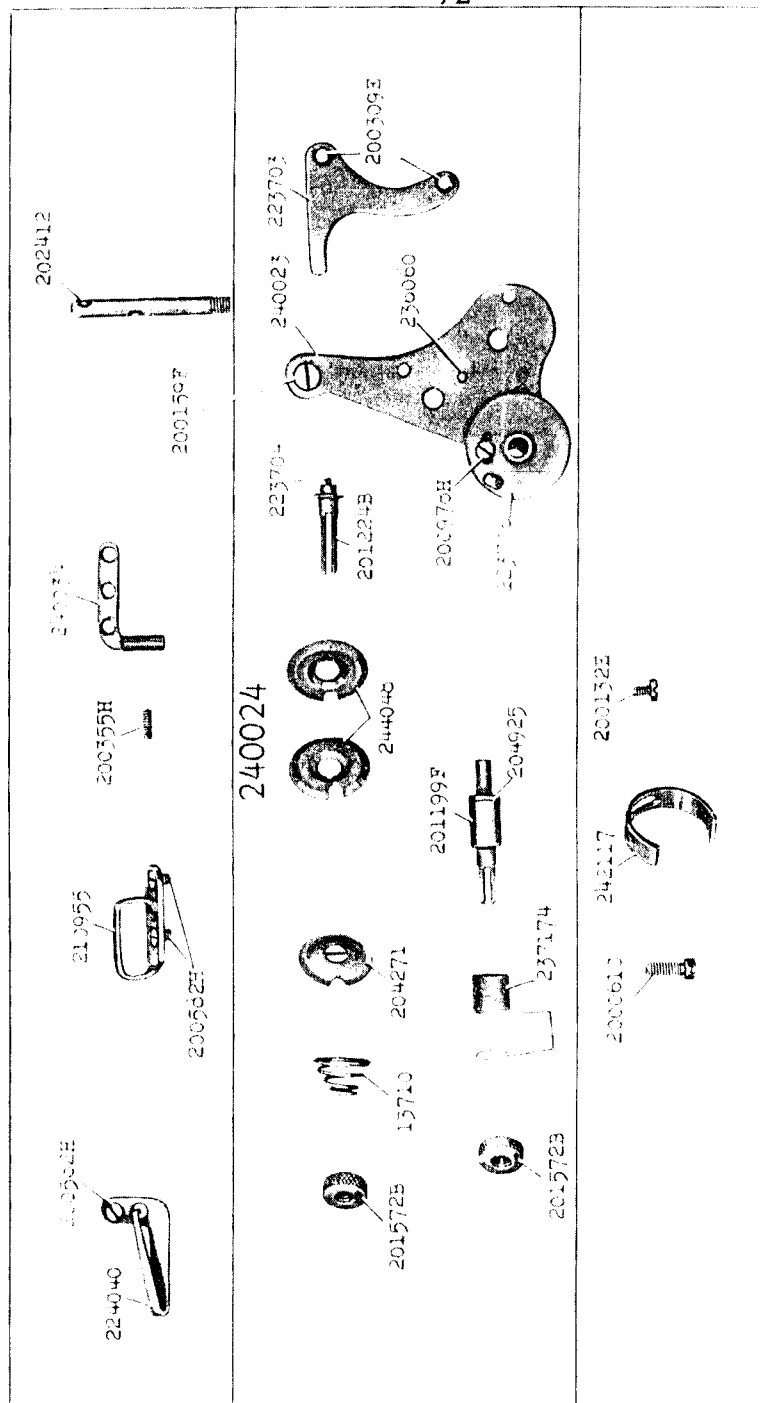
240178



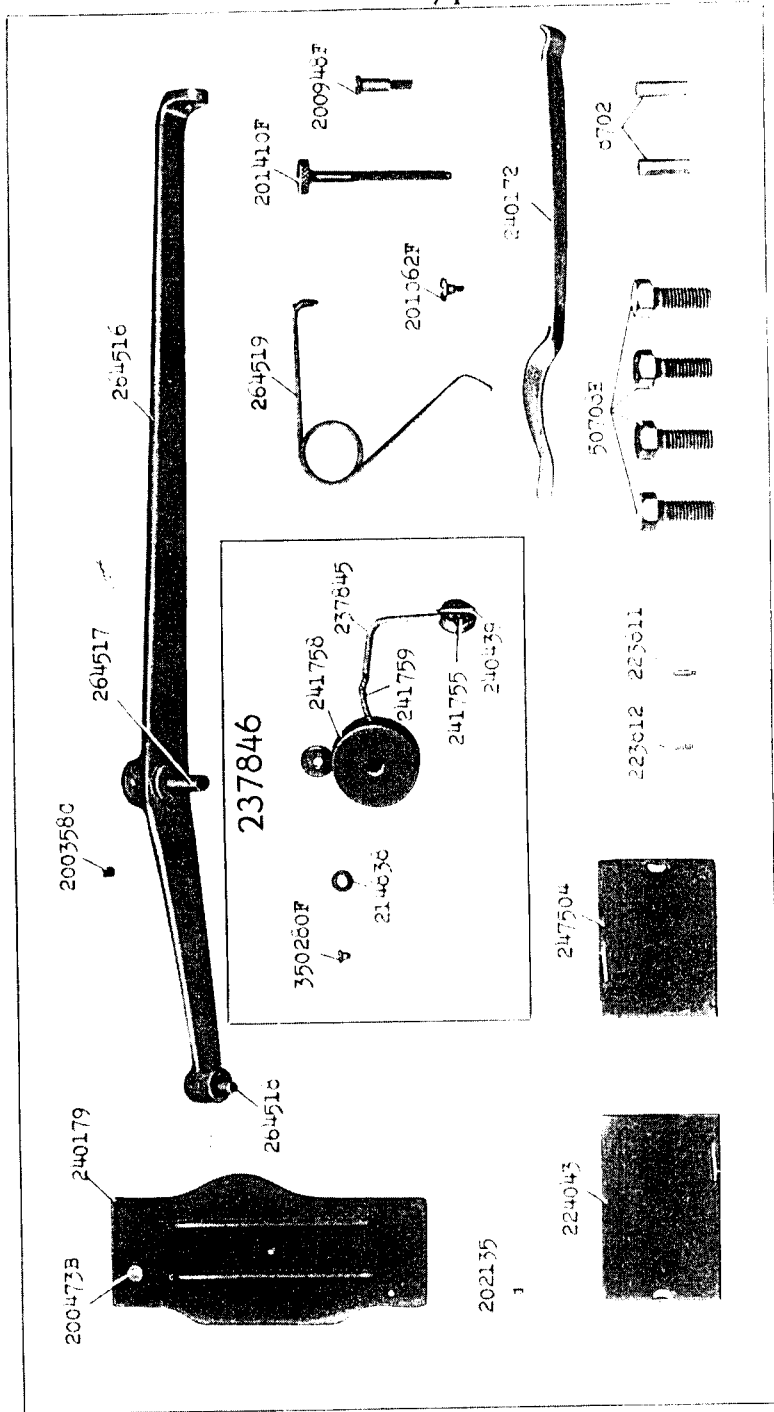
15308 - 1/2



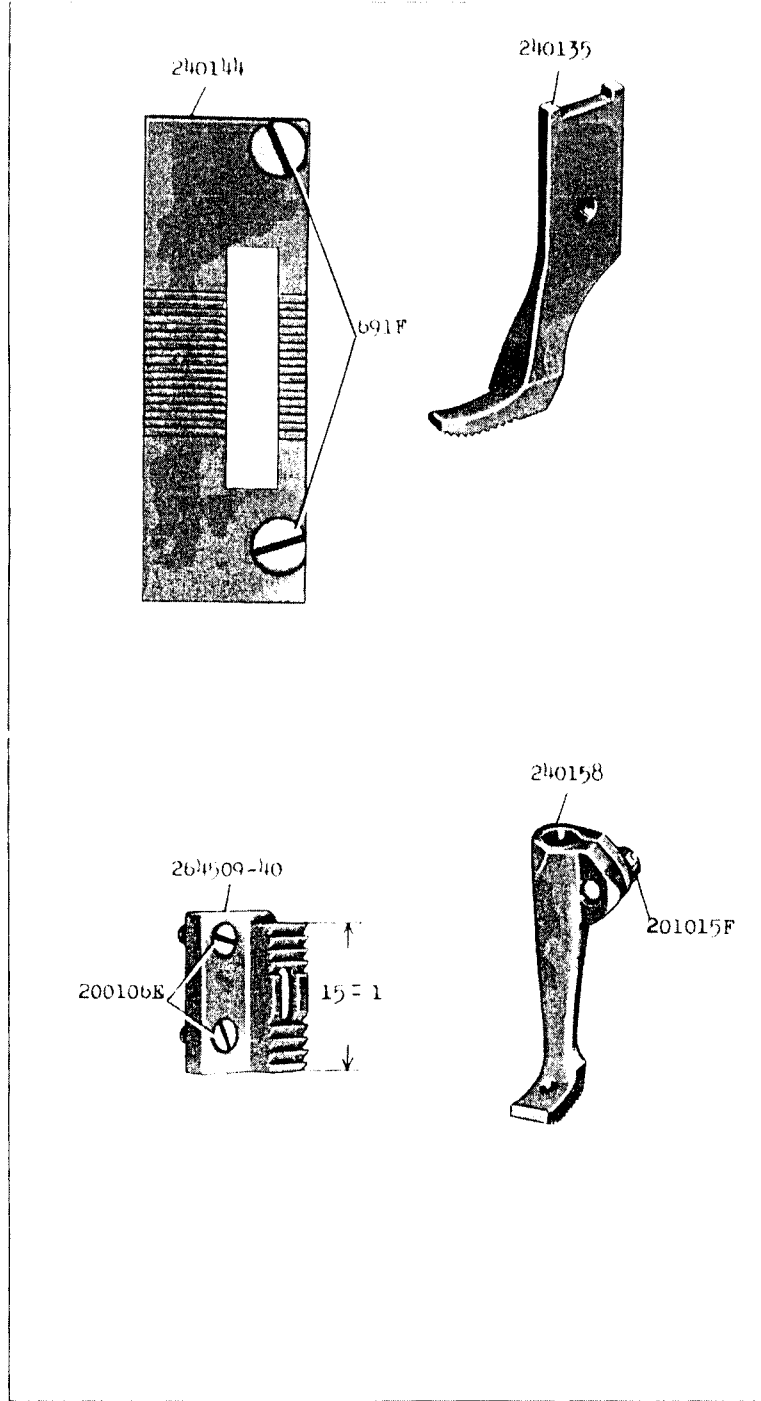
15309 - 1/2



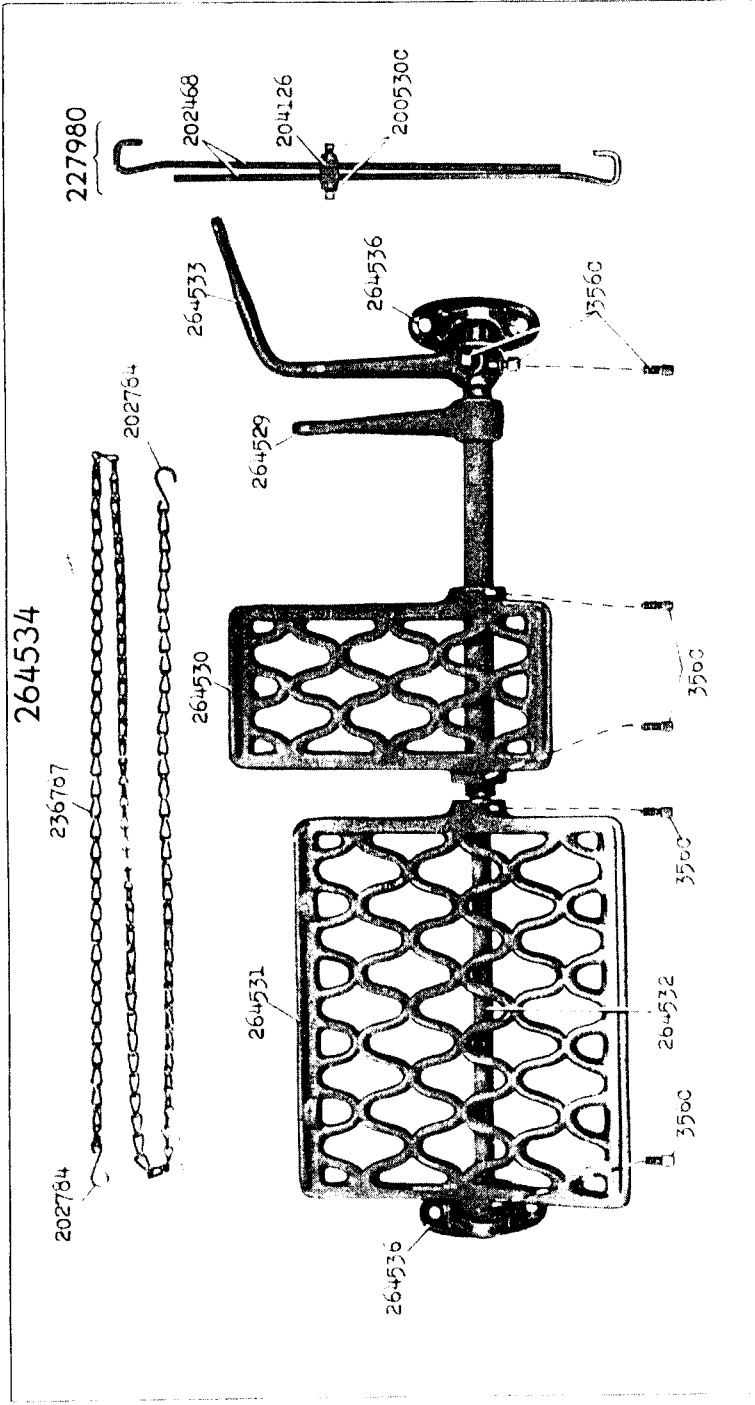
15310 - 1/4



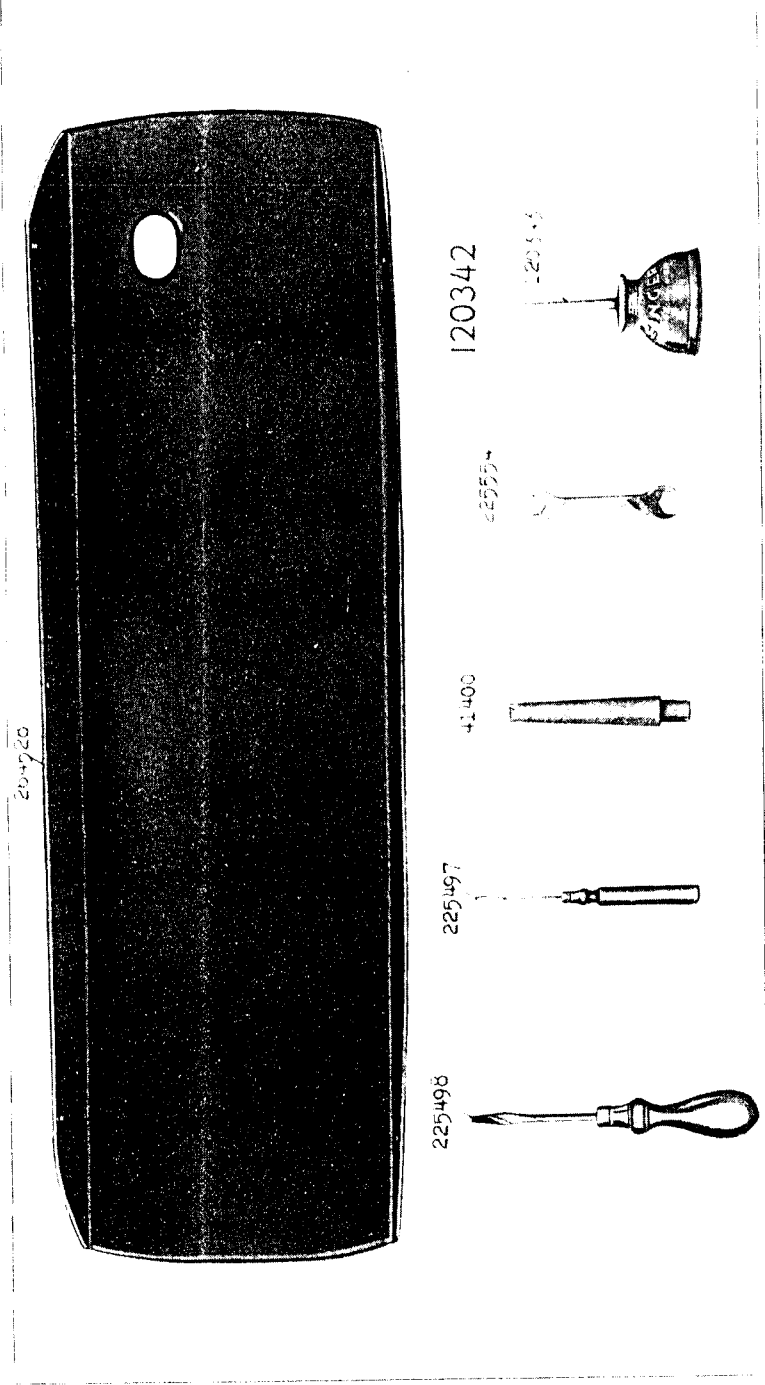
15311



15312 - 1/5



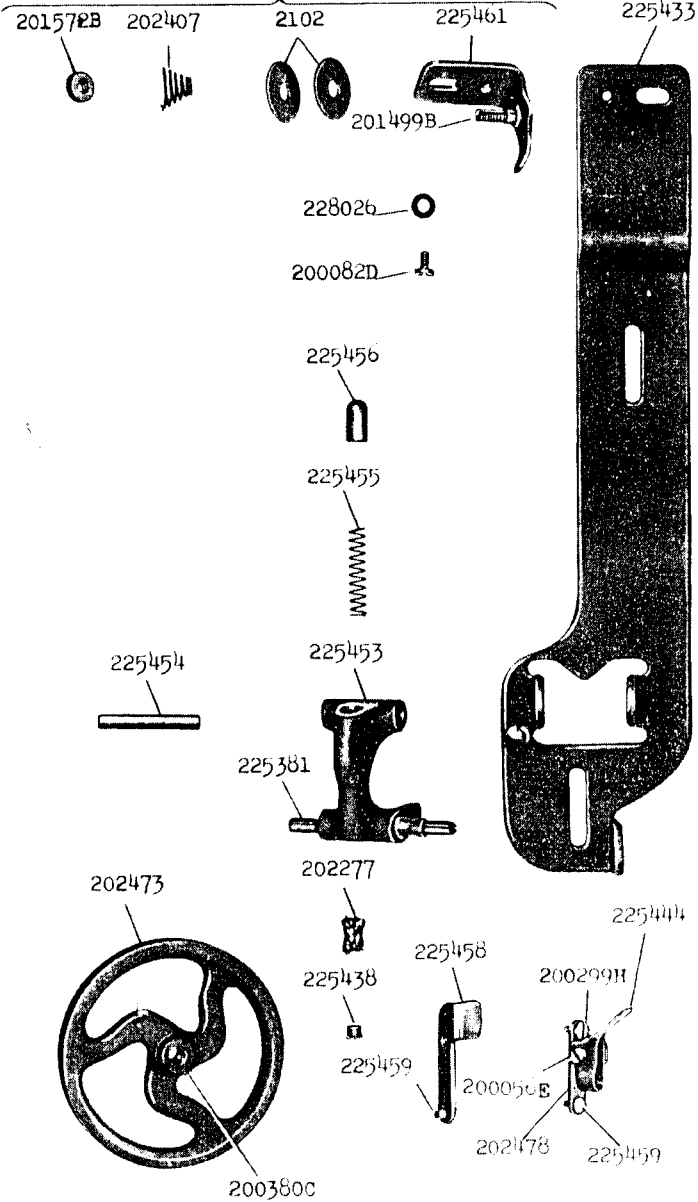
15313 - 1/5



17619 - 1/3

225382

225462



17900 - 1/6

225258

