

**SINGER**  
**142W26**

# LIST OF PARTS



## MACHINE No. 142w26

### INDEX

	Page
Accessories .....	11
Cylinder End Cover and Thread Cutter .....	11
Foot Controller .....	13
Knee Controller .....	14
Machine No. 142w26 .....	5
Motor Parts .....	12
Numerical List of Parts .....	19
Stand .....	16
Table .....	17
Treadle Controller .....	15
Work Plate .....	12

THE SINGER MANUFACTURING COMPANY

# INSTRUCTIONS FOR ORDERING

In ordering from this list, use ONLY the PART number in the FIRST column.

The number stamped on a Sewing Machine Part is the number of the Single Part only, except when the part includes Set Screws, Clamping Screws, Studs and Rollers Spun on, Small Wires riveted, or Parts soldered together, etc., which it is necessary to furnish in combination.

Every combination of parts sent out has its specific number which, although not stamped on Parts (except in above case), must be used when ordering the combination.

Each number always indicates the SAME PART in whatever list it appears, or for whatever Machine.

The letters after some of the numbers indicate the style of finish only, as follows:

- A. Hardened, Polished, Nickel Plated and Buffed.
- B. Polished, Nickel Plated and Buffed.
- C. Hardened only.
- D. Polished only.
- E. Soft, not polished.
- F. Hardened and Polished.
- H. Blued.
- J. Nickel Plated only.
- R. Meritized.
- X. Black Oxide.
- XC. Hardened and Black Oxide.
- Y. Blade Nickel only.

These letters MUST BE USED when they appear in the list and AFTER the number, as in the list.

In this series


200001 to 201500 and 350001 to 351500 are Screw Numbers.  
 201501 to 201800 and 351501 to 351800 are Nut Numbers.  
 201801 to 202000 and 351801 to 352000 are Roller Numbers.  
 202001 to 350000 are Numbers of Machine Parts.

The figures in the second column refer only to the plate in which the illustration of the part is shown and are TO BE USED in ordering.

Two or more numbers over a cut indicate that the difference between such parts is not visible in an illustration.

Parts marked with an asterisk (\*) are furnished when repairs are made at the factory.

## LIST OF PARTS COMPLETE FOR



### MACHINE No. 142w26

SHORT ARM. HORIZONTAL CYLINDER  
 SINGLE NEEDLE. LOCK STITCH  
 NO FEED. MOTOR MOUNTED ON ARM  
 Presser Foot Rises Automatically after Each Stitch  
 For Darning Shirts, Socks, Sweaters and  
 similar work

No.	Plate	Name
*241205	-----	Arm with 202175
203091	13687	" Cap
200278H	13687	" " Screw
202248	13687	" " " Washer
203089	13687	" " Spool Holder Base
203090	13687	" " " " " 203089 with 200079H and 204296
200585H	13687	Arm Cap Spool Holder Base Screw
204296	13687	" " " " Wire
200079H	13687	" " " " " Hinge Screw
203092	13687	Arm Cap and Spool Holder complete, Nos. 203090, 203091 and two 200585H

## PARTS FOR MACHINE No. 142w26

No.	Plate	Name
204275	13686	Arm Position Pin (2)
200010E	13686	" Screw (3)
202005	13686	" " Washer (3)
241282	13687	" Shaft
241283	13687	" " Bushing (back) with 202244
202244	13687	" " " " Oil Packing (wick)
200338C	13687	" " " " Set Screw
207080	13687	" " " (front) with 202244
241206	13687	" " " " Oil Cup
202244	13687	" " " " Packing (wick)
200341C	13687	" " " " Set Screw
241284	13688	" " Connection Belt
202252	13688	" " " " Pulley with 200327C, 200600E and two 202252
200602E	13688	Arm Shaft Connection Belt Pulley Position Screw
200327C	13688	Arm Shaft Connection Belt Pulley Set Screw
202253	13688	Arm Shaft Connection Belt Pulley Spring Flange
176504	13687	Balance Wheel (disc) (belt groove 2-7/4 in. diam.)
241285	13687	Balance Wheel Bushing
157C	13687	" " " Screw
256B	13687	" " " Thumb Screw
248A	13687	" " " " Stop Screw
2020	13687	" " " " Washer
*241286	-----	Bed (cylinder)
241208	13686	" Base with 200364C
350426XC	13686	" " Clamping Thumb Screw
241209	13686	" " Hinge Pin
200364C	13686	" " " " Set Screw
202265	13682	Bobbin
*241272	-----	" Case
202267	13682	" " Latch
*202056	-----	" " " Pin
202269	13682	" " " Plunger
202270	13682	" " " Spring
202716	13682	" " Tension Spring
200984C	13682	" " " Regulating Screw
200594C	13682	" " " " Screw
241273	13682	Bobbin Case complete, Nos. 200594C, 200984C, 202056, 202267, 202269, 202270, 202716 and 241272
241287	13690	Bobbin Winder Frame with 204189
241288	13690	" " " 241287 with 176517 and 241289
200235C	13690	Bobbin Winder Frame Hinge Screw

## PARTS FOR MACHINE No. 142w26

No.	Plate	Name
215200	13690	Bobbin Winder Frame Spring
204189	13690	" " " " Hook
350428E	13690	" " " " Screw Stud
*176517	-----	" " Pulley
241289	13690	" " Spindle
202482	13690	" " Tension Disc
350429F	13690	" " " " Screw
201650H	13690	" " " " " Lock Nut
207387	13690	" " " " " Washer
241293	13690	" " " " Spring
241294	13690	Bobbin Winder Tension complete, Nos. 201650H, 203357, 241293, 350429F and two 202482
241210	13688	Cylinder End Cover
241228	13688	" " " 241210 with 201537E, 241211 and 350427F
241211	13688	Cylinder End Cover Cap
350427F	13688	" " " " Hinge Screw
201537E	13688	" " " " " Nut
200577XC	13688	" " " " Screw
202274	13686	Face Plate
202135	13686	" " Position Pin
200462B	13686	" " Thumb Screw
241275	13682	Hook (sewing) with two 4620
241276	13682	" 241275 with 45761, 200145C, 200596F, 200614C and 200857
241277	13682	Hook and Bobbin Case complete, Nos. 241275 and 241276
206342	13682	Hook Gib
200614C	13682	" " Hinge Screw
200596F	13682	" " Screw
4620	13682	" Set Screw
241212	13688	" Shaft
202231	13688	" " Bushing (back)
241213	13688	" " " (front)
200347C	13688	" " " Set Screw (2)
202273	13688	" " Connection Belt Pulley with 202274 and two 201018C
201018C	13688	Hook Shaft Connection Belt Pulley Set Screw
202224	13688	Hook Shaft Connection Belt Pulley Spring Flange
45761	13682	Hook Washer
200145C	13682	" " Screw
B R 7-20	-----	Motor with 192231
		For Itemized list of Motor Parts see page 12
194937	13690	Motor Belt (moulded)

No.	Plate	Name
241292	13690	Motor Bracket
200019E	13690	" " Screw
202622	13690	" " " Washer
51208B	13690	" Screw
202326	13694	Needle Bar with 200141F
241243	13694	" " Bushing
200352C	13694	" " " Set Screw
241244	13694	" " Connecting Link
200658	13694	" " " " Oil Guard with 223655 and 224572
200161D	13694	Needle Bar Connecting Link Oil Guard Screw
223655	13694	Needle Bar Connecting Link Oiling Felt
224572	13694	" " " " " "
		Rivet
*206891	-----	Needle Bar Connecting Stud
202329	13694	" " " " 206891 with 200086C and 202330
202330	13694	Needle Bar Connecting Stud Oil Packing (wick)
200086C	13694	Needle Bar Connecting Stud Pinch Screw
233627	13694	" " Crank with 200335C, 200383C, 200428C and 201012C
203172	13694	Needle Bar Crank Friction Washer
200428C	13694	" " " Position Screw
200335C	13694	" " " Set Screw
200141F	13694	" Set Screw
244033	13689	Presser Bar (hollow)
202335	13689	" " 244033 with 200074F
241245	13689	" " Bushing (lower)
241246	13689	" " " (upper)
200352C	13689	" " " Set Screw (2)
222818	13689	" " Collar with 200050C
200050C	13689	" " Pinch Screw
241214	13689	" " Lifting Bracket with 200054E
200054E	13689	" " " Pinch Screw
241215	13694	" " " Crank with 202277
202277	13694	" " " Oil Packing (wick)
201012C	13694	" " " Position Screw
200383C	13694	" " " Set Screw
241216	13689	" " " Fork
241247	13689	" " " Bushing
200352C	13689	" " " " Set Screw
241248	13689	" " " Slide Block
241291	13689	" " Spring
241219	13689	" " Washer (leather)
241220	13689	" Foot
241221	13689	" " Finger Guard

No.	Plate	Name
200172H	13689	Presser Foot Finger Guard Screw
241222	13689	Presser Foot complete, Nos. 200172H, 241220 and 241221
200074F	13689	Presser Foot Screw
241249	13694	Take-up Lever
241250	13694	" " Driving Stud with 202277
202277	13694	" " " " Oil Packing (wick)
202406	13694	Take-up Lever Hinge Stud with 202407
202407	13694	" " " " Oil Packing (wick)
200337C	13694	Take-up Lever Hinge Stud Set Screw
202509	13687	" " Oil Leader
202264	13687	" " " " Packing (wick)
202401	13689	" " Oiling Felt
200132E	13689	" " " " Screw
244048	13685	Tension Disc (back)
244049	13685	" " (front)
202404	13689	" Release Plunger
202403	13685	" Washer
241223	13689	" Releaser
200275F	13689	" " Hinge Screw
233743	13689	" " Spring
202407	13685	" Spring
263106	13685	" " Washer
200625F	13685	" Stud with 204925
200601C	13685	" " Set Screw
204925	13685	" " Washer
201532B	13685	" Thumb Nut
263107	13685	Tension complete, Nos. 200625F, 201532B, 202405, 202407, 202410, 244048, 244049 and 263106
202410	13685	Thread Controller Spring
202411	13685	" " " Stop
200132E	13694	" " " " Screw
202412	13687	" Guide
202414	13685	" "
202415	13685	" "
202417	13685	" "
200582H	13685	" " Screw
200355H	13685	" " Set Screw
200397C	13685	" " " "
240024	13685	" Retainer
200366H	13685	" " Set Screw
192642	-----	Three-Pin Terminal Body (male half)
*192700	-----	" " " " " " 192642 with three 192793

No.	Plate	Name
192793	-----	Three-Pin Terminal Body (male half) Post
51582	13690	" " " " " " " "
		Thumb Nut
701719	13690	Three-Pin Terminal Body (male half) Post Washer
192797	13690	Three-Pin Terminal Body (male half) complete, Nos. 193700, three each 51582 and 701719
145R	13690	Three-Pin Terminal Body (male half) Screw

Genuine Singer Needles should be used in Singer Machines. These Needles and their Containers are marked with the Company's Trade Mark "SIMANCO." 1

Needles in Containers marked "For Singer Machines" are not Singer made needles. 2

## ACCESSORIES

No.	Plate	Name
202265	17682	Bobbin (5)
*225482	-----	" Case Screw Driver Blade
*225483	-----	" " " " Handle
225497	13686	Bobbin Case Screw Driver complete, Nos. 225482 and 225483
135 x 1	13694	Needles, six, size 16
51078	13686	Machine Bolt (3)
6055	13686	" " Washer (3)
190617	13690	Motor Lubricant (tube)
120242	13686	Oiler (copper plated) with 120243
120343	13686	" Spout (3-1/2 in. long)
*225484	-----	Screw Driver Blade
*225485	-----	" " Handle
225498	13686	Screw Driver complete (7-1/4 in. long), Nos. 225484 and 225485
225554	13686	Wrench (steel)

## CYLINDER END COVER AND THREAD CUTTER

241229	13688	Cylinder End Cover
241211	13688	" " " Cap
350427D	13688	" " " " Hinge Screw
201537E	13688	" " " " " " Nut
200577XC	13688	" " " Screw
241231	13688	Thread Cutter
241232	13688	" " Guard
200590H	13688	" " " Screw
241233	13688	" " Thread Holder (coiled wire)
241230	13688	Cylinder End Cover and Thread Cutter complete, Nos. 201537E, 241211, 241229, 241231 to 241233, 350427D and two 200590H

## WORK PLATE

No.	Plate	Name
241224	13693	Work Plate
691F	13693	" " Screw
241226	13693	" " Yoke
200728B	13693	" " Thumb Screw
241225	13693	Work Plate complete, Nos. 200728B, 241224, 241226 and two 691F

## MOTOR PARTS

193483	13691	Armature
193230	13691	" Shaft Bearing Sleeve Cap (commutator end) (moulded)
194494	13691	Armature Shaft Grease Cup Body
194490	13691	" " " " Wick (felt)
194326	13691	" " " " Spring
191097	13691	" Thrust Washer (commutator end) (fibre)
701400	13691	Armature Thrust Washer (pulley end) (fibre)
191098	13691	Armature Thrust Washer (pulley end) (peerless paper)
190782	13691	Brush (carbon), 5/32 in. square, by 11/16 in. long, for 32 to 145 volts
193229	13691	Brush Cap (moulded)
190083	13691	" Spring
193228	13691	" Tube (seamless soft brass tubing)
190059	13691	Commutator complete
*193226	-----	End Cover (commutator end)
*193227	-----	" " (pulley end)
194295	13691	End Cover complete, Nos. 193226, 193227 and two each 194326, 194490 and 194494
51206R	13691	End Cover Screw
193236	13691	Fan
193449	13691	Field Coil complete
193241	13691	" Core
193242	13691	" " Insulation
193285	13691	" " Shield
193231	13691	Pulley (moulded)
51207C	13691	" Position Screw

## CONTROLLERS

## FOOT CONTROLLER

No.	Plate	Name
194572	21378	Base (moulded)
194570	-----	" 194572 with 192140, 194418, 194774, 194775 and two each 23258, 140100R, 140103R, 194404, 194514 and 931090
194407	21378	Base Cushion (rubber)
140099R	21378	" Screw
194573	21378	Cover
194321	21378	Foot Pedal
194574	21378	Lead complete (from lamp socket to three-pin terminal and controller)
192140	21378	Resistance Unit, for 95 to 145 volts
194774	21378	" " Adjusting Nut
194775	21378	" " " " Lock Spring
194416	21378	" " Bell Crank
51340C	21378	" " " " Hinge Screw
1607J	21378	" " " " " " Nut
194404	21378	" " " " Spring
194402	21378	" " " " Bracket
194418	-----	" " " " " " 194402 with 194416, 194773, two each 1607J and 51340C
140100R	-----	Resistance Unit Bell Crank Spring Bracket Screw
194514	-----	Resistance Unit Bell Crank Spring Bracket Screw Insulating Disc
140103R	21378	Resistance Unit Screw
931090	-----	" " " Washer (asbestos)
23258	21378	" " " " (steel)
193384	21378	" " Short Circuit Contact
51327J	21378	" " " " " Screw
194773	21378	" " Yoke
51340C	21378	" " " Hinge Screw
1607J	21378	" " " " " Nut
51093R	21378	Three-Pin Terminal (female half) Housing Screw
1768R	21378	Three-Pin Terminal (female half) Housing Screw Nut
192692	-----	Three-Pin Terminal (female half) Insert Clamp
194521	21378	Three-Pin Terminal (female half) complete, Nos. two each 1768R, 51093R and three 192692
194584	21378	Foot Controller complete, for 95 to 145 volts, A.C. or D.C. Motor, Nos. 194321, 194570, 194573, 194574 and four each 140099R and 194407

## KNEE CONTROLLER

No.	Plate	Name
194322	13695	Base (moulded)
194492	-----	" 194322 with 23258, 192140, 193908, 194422, 194479, 194774, 194775, two each 140100R, 140103R, 194421, 194514 and 931090
194977	13695	Bracket
50027R	13695	" Screw
194980	13695	Cover (moulded)
140102R	13695	" Screw
194978	13695	Knee Lever
194979	13695	" " Connecting Link
50222R	13695	" " " " Hinge Screw
1628R	13695	" " " " " " Nut
718R	13695	" " " " " " Stud
1607R	13695	" " " " " " " "
		Nut
190478	-----	Knee Lever Connecting Link Hinge Screw Stud Nut Washer
51309R	13695	Knee Lever Hinge Screw
1708R	13695	" " " " " Nut
193908	13695	Lead Clamp
194479	13695	" " " Insulation
194423	13695	Lead complete (from controller to three- pin terminal)
192851	13695	Lead complete (from lamp socket to three- pin terminal)
192140	13695	Resistance Unit, for 95 to 145 volts
194774	13695	" " Adjusting Nut
194775	13695	" " " " " Lock Spring
194416	13695	" " " " " Bell Crank
194324	13695	" " " " " Connecting Link
140101C	13695	" " " " " " " "
		Hinge Screw
1607J	13695	Resistance Unit Bell Crank Connecting Link Hinge Screw Nut
51340C	13695	Resistance Unit Bell Crank Hinge Screw
1607J	13695	" " " " " " " Nut
194421	13695	" " " " " Spring
194402	13695	" " " " " " Bracket
194422	-----	" " " " " " "
		194402 with 51340C, 140101C, 194324, 194416, 194773 and two 1607J

No.	Plate	Name
140100R	-----	Resistance Unit Bell Crank Spring Bracket Screw
194514	-----	Resistance Unit Bell Crank Spring Bracket Screw Insulating Disc
140103R	13695	Resistance Unit Screw
931090	-----	" " " Washer (asbestos)
23258	13695	" " " " (steel)
193904	13695	" " Short Circuit Contact
51307J	13695	" " " " " Screw
194773	13695	" " Yoke
194975	13695	Knee Controller complete, Nos. 718R, 1607R, 1628R, 1708R, 50222R, 51309R, 190478, 194423, 194492, 194977 to 194980, two 140102R and three each 50027R and wood screws 3/4 in., No. 8, R.H.B.
194985	13695	Knee Controller Outfit complete, for 95 to 145 volts, A.C. or D.C. Motor, Nos. 192851 and 194975

## TREADLE CONTROLLER

194792	13692	Base (moulded)
194492	-----	" 194322 with 23258, 192140, 193908, 194422, 194479, 194774, 194775, two each 140100R, 140103R, 194421, 194514 and 931090
194405	13692	Cover (moulded)
140102R	13692	" Screw
193908	13692	Lead Clamp
194479	13692	" " Insulation
194423	13692	Lead complete (from controller, to three- pin terminal)
192851	13692	Lead complete (from lamp socket to three- pin terminal)
192866	13692	Pitman Rod Connection
51119R	13692	Mounting Screw
192140	13692	Resistance Unit, for 95 to 145 volts
194774	13692	" " Adjusting Nut
194775	13692	" " " " " Lock Spring
194416	13692	" " " " " Bell Crank
194324	13692	" " " " " Connecting Link (moulded)
140101C	13692	Resistance Unit Bell Crank Connecting Link Hinge Screw



No.	Plate	Name
1607J	13692	Resistance Unit Bell Crank Connecting Link Hinge Screw Nut
51340C	13692	Resistance Unit Bell Crank Hinge Screw
1607J	13692	" " " " " " Nut
194421	13692	" " " " Spring
194402	13692	" " " " Bracket
194422	-----	" " " " " "
		19440C with 51340C, 140101C, 194391, 194416, 194773 and two 1607J
140100R	-----	Resistance Unit Bell Crank Spring Bracket Screw
194514	-----	Resistance Unit Bell Crank Spring Bracket Screw Insulating Disc
140103R	13692	Resistance Unit Screw
931090	-----	" " " Washer (asbestos)
23258	13692	" " " " (steel)
193334	13692	" " Short Circuit Contact
51327J	13692	" " " " " Screw
194773	13692	" " Yoke
194332	13692	Treadle Controller complete, Nos. 194123, 194425, 194492 and two 140100R
194982	13692	Treadle Controller outfit complete, for 95 to 145 volts, A.C. or D.C. Motor, Nos. 192851, 192866, 194532 and two 51119R

## STAND

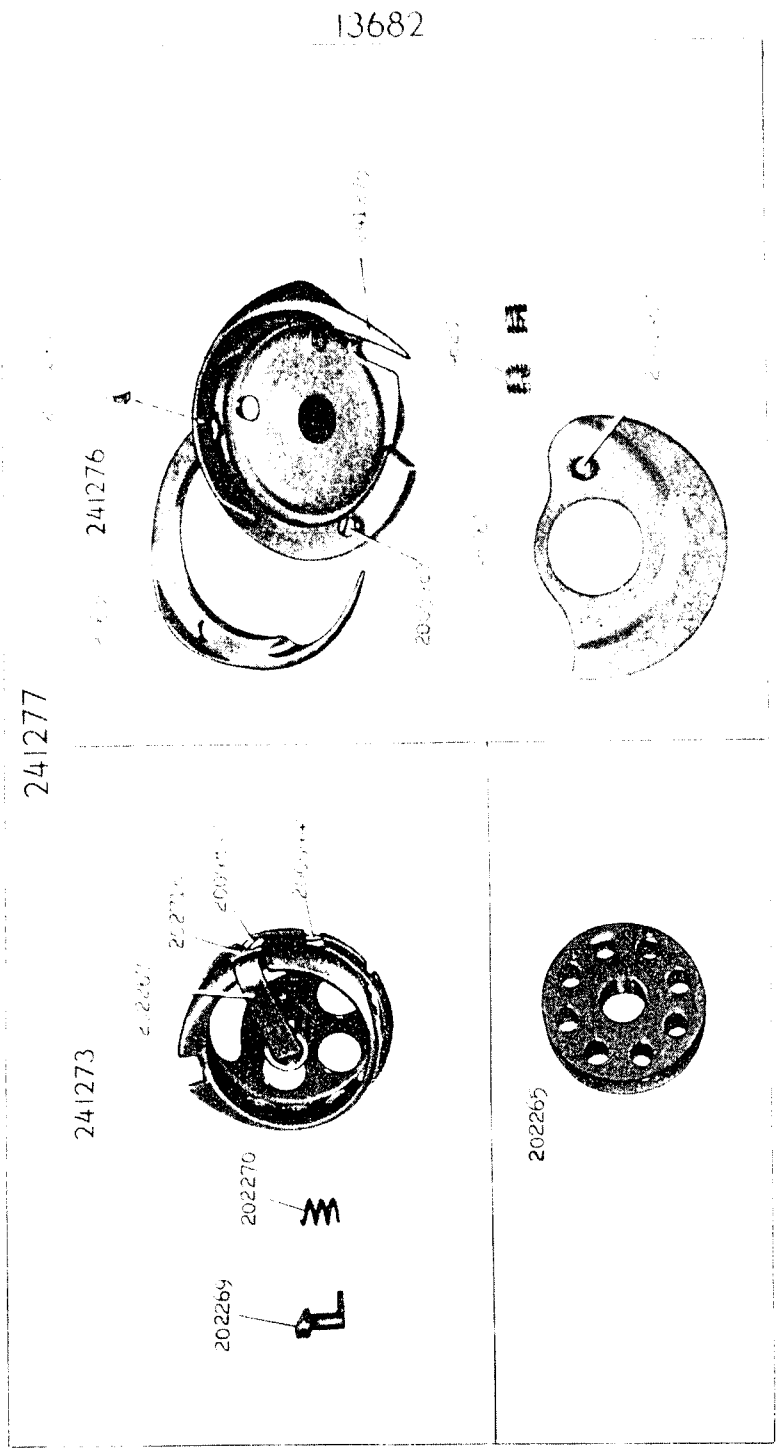
No.	Plate	Name
152070	13696	Leg Brace (back) with 51083R and wood screw 1 in., No. 11, R.H.M.F.O. and A.
152071	13696	Leg Brace (front) with 51083R and wood screw 1 in., No. 11, R.H.M.F.O. and A.
51083R	13696	Leg Brace Bolt with 51581R
51581R	13696	" " " Nut
152069	13696	Leg (left or right)
46859	13696	Starting Treadle
61622	13696	" " Pitman Rod (lower)
46860	13696	" " " " (upper)
1520R	13696	" " " " Lock Nut
80223	13696	" " " " Clamp with 361C
361C	13696	Starting Treadle Pitman Rod Clamp Set Screw

No.	Plate	Name
46861	13696	Starting Treadle Pitman Rod complete, Nos. 1520R, 46860, 61622 and 80223
46862	13696	Starting Treadle Position Collar with 51089R
51089R	13696	Starting Treadle Position Collar Clamping Bolt with 51581R
51581R	13696	Starting Treadle Position Collar Clamping Bolt Nut
46863	13696	Starting Treadle Support Rod
1506R	13696	" " " " Nut
46915	13696	Stand complete, Nos. 46859, 46861, 46863, 152070, 152071 and two each 1506R, 46862 and 152069

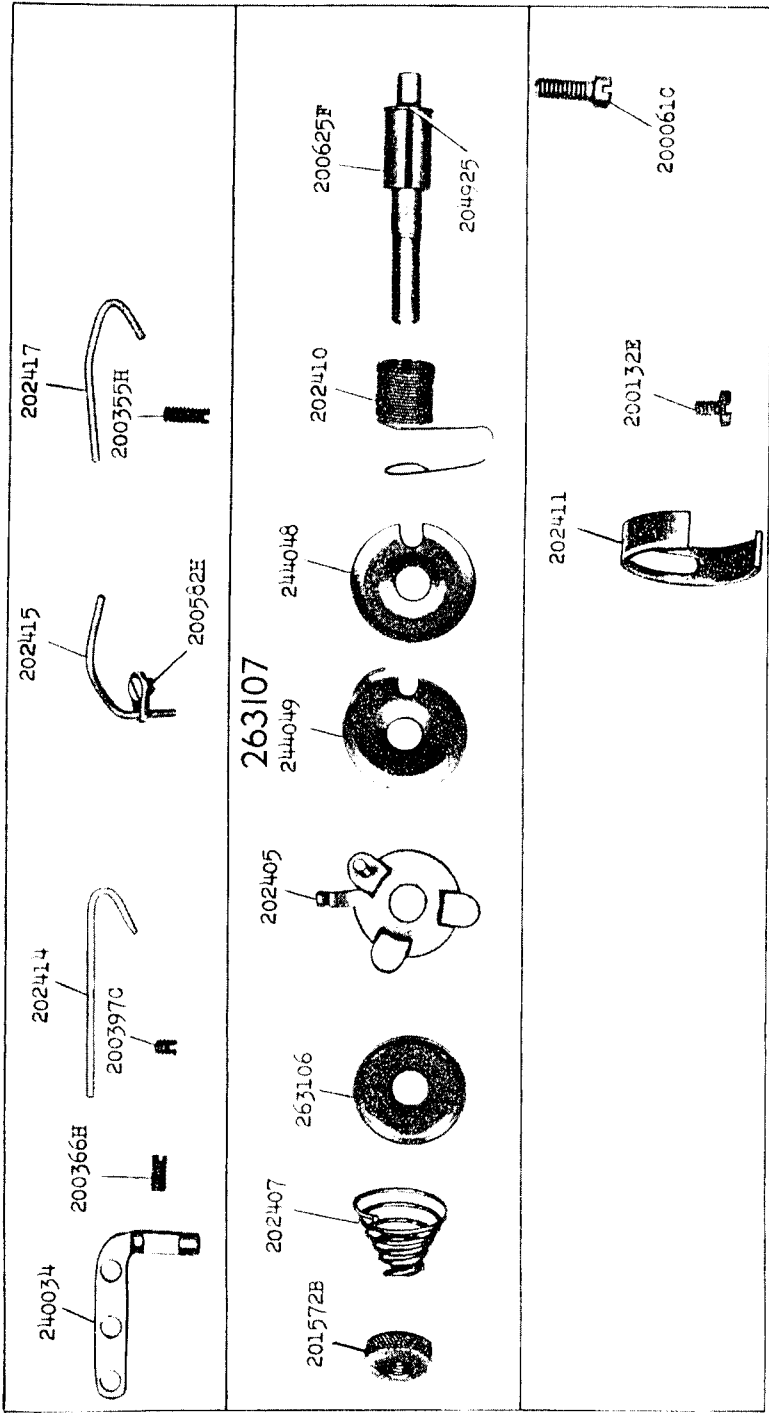
## TABLE

No.	Plate	Name
29737	13696	Table, 32 in. long, 16-1/2 in. wide, 1-1/4 in. thick, with one drawer at left hand side, with 82800, two 87374, four each wood screws 3/4 in., No. 10, R.H. M.F. and 1-1/8 in., No. 7, F.H.
82800	13696	Drawer (wood)
87374	13696	" Runner (wood)

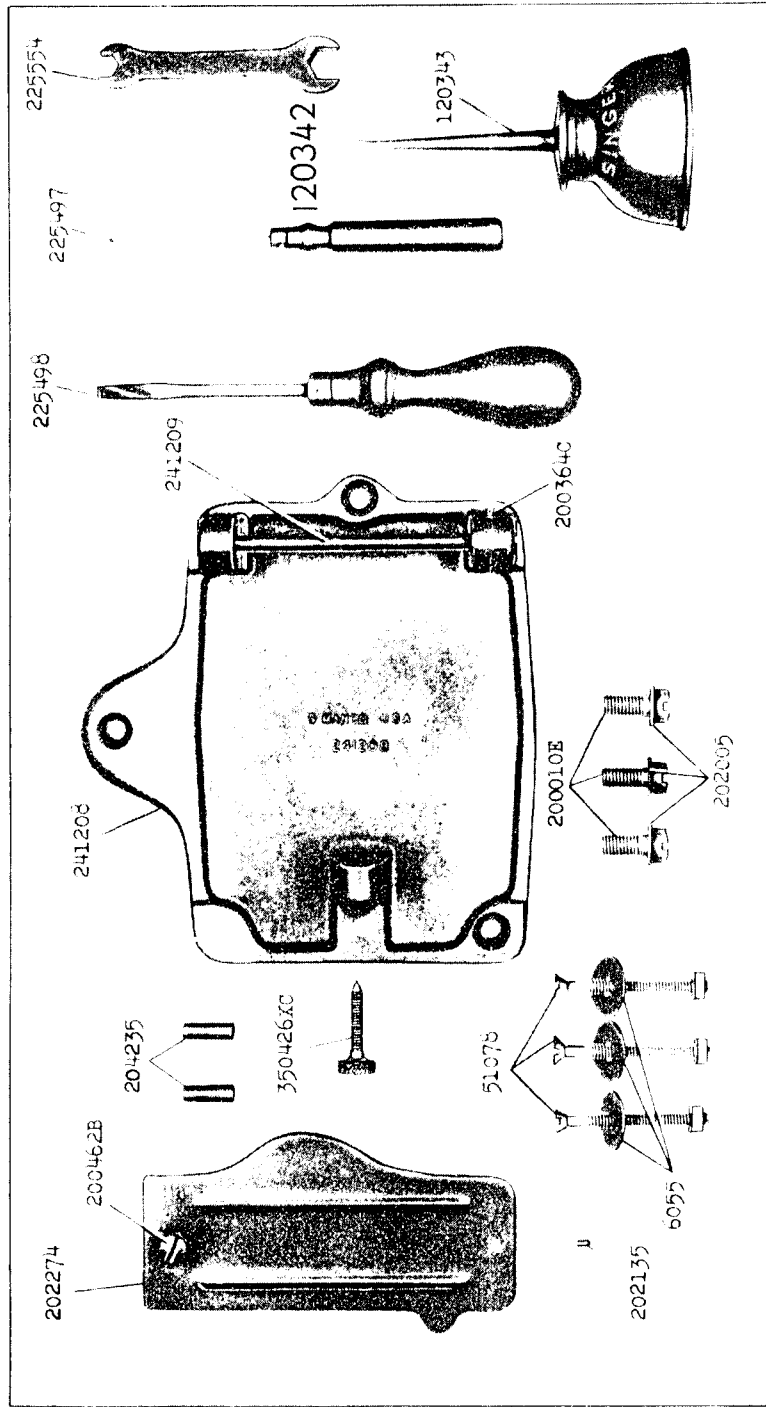
ILLUSTRATIONS  
OF  
PARTS



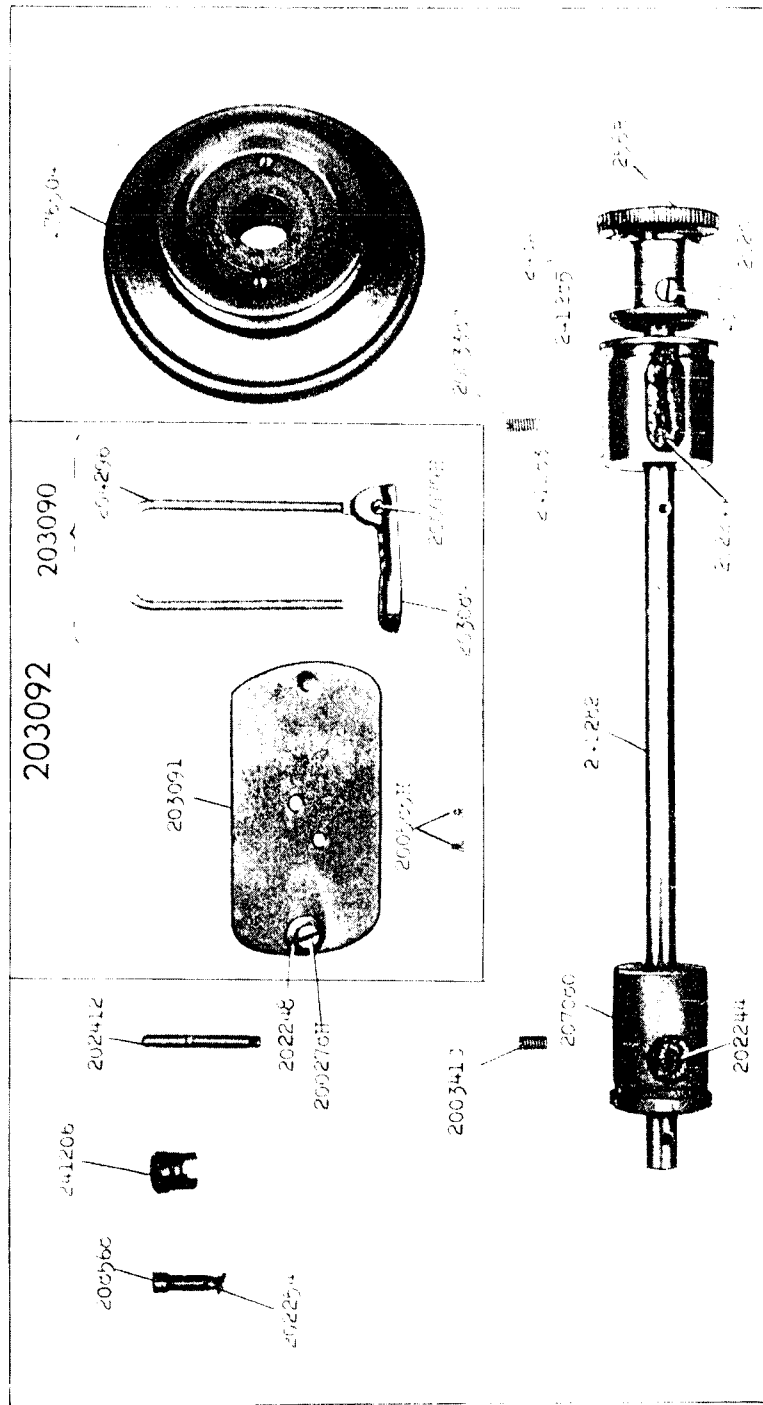
13685 - 3/4



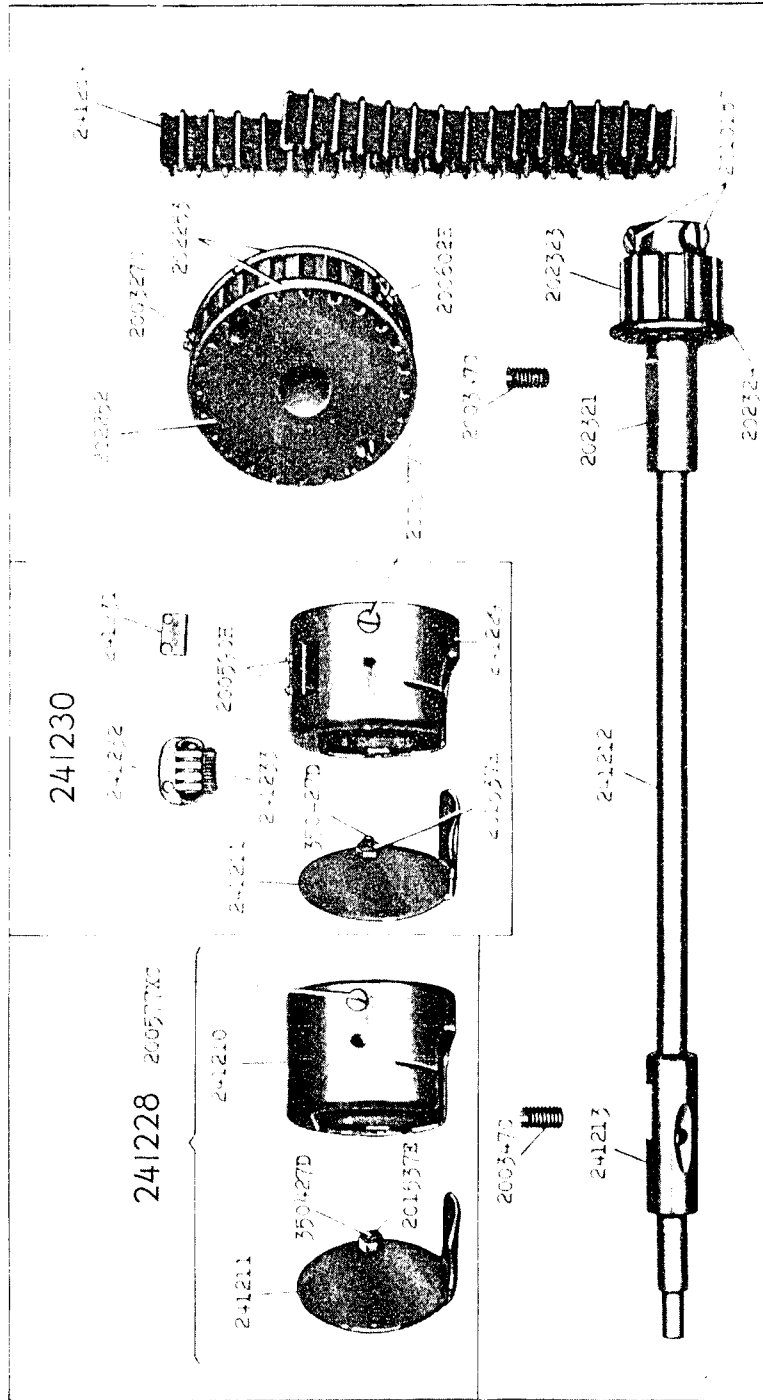
13686 - 1/3



13687 - 3/8




13688 - 1/2

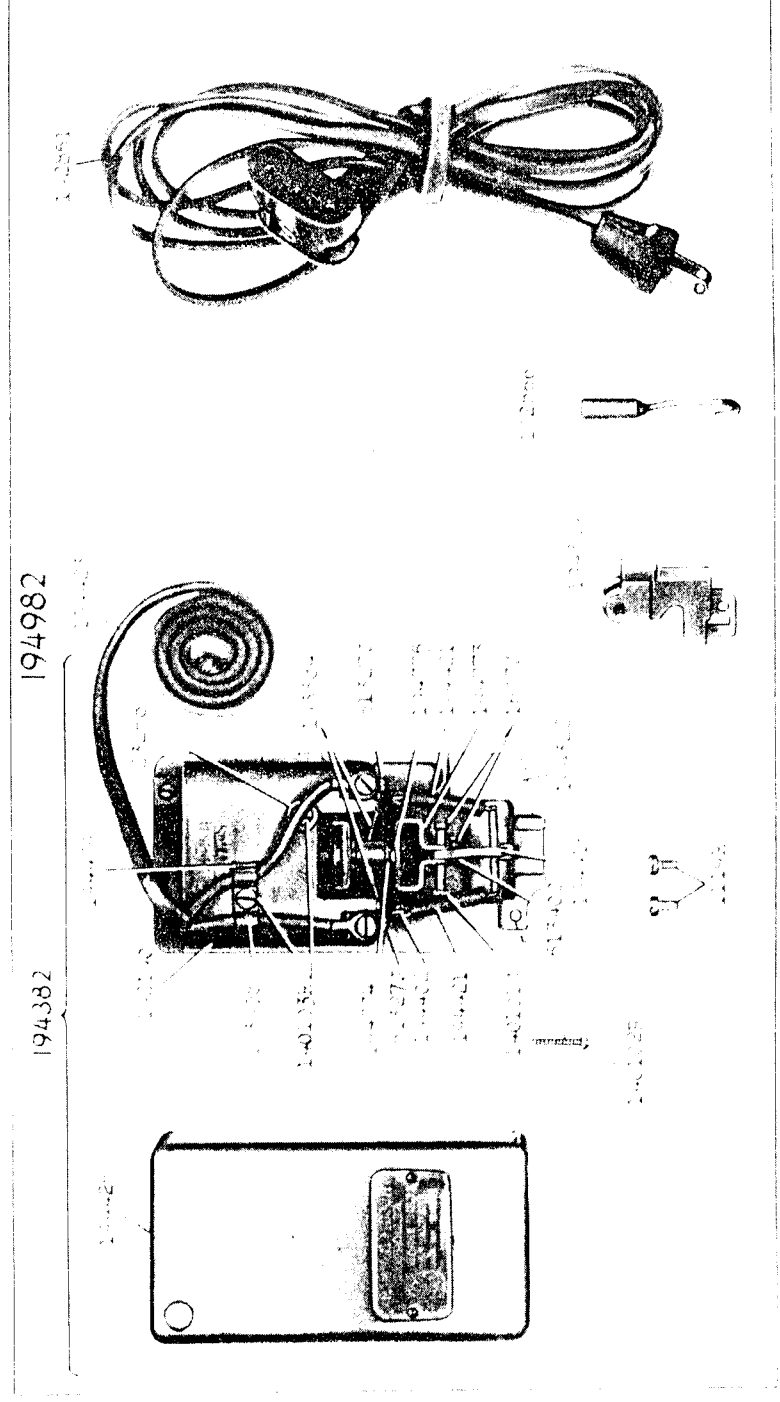




13691 - 3/8



13692 - 3/8









21378 - 1/2

194584

