

**SINGER**

**144W101,W201,W301**

# INSTRUCTIONS FOR ORDERING

In ordering from this list, use **ONLY** the **PART** number in the **FIRST** column.

The number stamped on a Sewing Machine Part is the number of the Single Part only, except when the part includes Set Screws, Clamping Screws, Studs and Rollers Spun on, Small Wires riveted, or Parts soldered together, etc., which it is necessary to furnish in combination.

Every combination of parts sent out has its specific number which, although not stamped on Parts (except in above case), must be used when ordering the combination.

Each number always indicates the **SAME PART** in whatever list it appears, or for whatever Machine.

The letters after some of the numbers indicate the style of finish only, as follows:

- A. Hardened, Polished and Plated.
- B. Polished and Plated.
- C. Hardened only.
- D. Polished only.
- E. Soft, not polished.
- F. Hardened and Polished.
- H. Blued.
- J. Nickel Plated only.
- R. Merlized.
- Y. Black Nickel Plated only.

These letters **MUST BE USED** when they appear in the list and **AFTER** the number, as in the list.

In this series


- 200001 to 201500 and 350001 to 351500 are Screw Numbers.
- 201501 to 201800 and 351501 to 351800 are Nut Numbers.
- 201801 to 202000 and 351801 to 352000 are Roller Numbers.
- 202001 to 350000 are Numbers of Machine Parts.

The figures in the second column refer only to the plate in which the illustration of the part is shown and are **NOT TO BE USED** in ordering.

Two or more numbers over a cut indicate that the difference between such parts is not visible in an illustration.

Parts marked with an asterisk (\*) are furnished only when repairs are made at the factory.

## LIST OF PARTS COMPLETE FOR



### MACHINE No. 144w101

Single needle lock stitch machine with compound feed and high lift alternating pressers.

For automobile work, tents, awnings, furniture upholstery, leather coats, etc.

Has a high arm with a working space of 10 inches to the right of the needle.

No.	Plate	Name
*264601	-----	Arm with two 240174
264640	-----	" Base, 1-1/2 in. high
204235	14327	" " Position Pin (2)
224002	16107	" Cap
200278H	14327	" " Screw
202248	14327	" " Washer
204235	14327	" Position Pin (2)
350390E	16101	" Screw (3)
202005	14327	" " Washer (3)
240102	16104	" Shaft with 200357E and 224392
264641	16104	" " Bushing (back) with 202244
202244	-----	" " " Oil Packing (wick)
200071E	16101	" " " Screw (3)
207080	16108	" " " (front) with 202244
202244	-----	" " " Oil Packing (wick)
200502B	14327	" " " Thumb
		Screw
200338C	14327	Arm Shaft Bushing (front) Set Screw
264602	16104	" " Connection Belt

## PARTS FOR MACHINE No. 144w101

No.	Plate	Name
224104	16104	Arm Shaft Connection Belt Pulley with 200327C, 200602E and two 202253
200602E	14327	Arm Shaft Connection Belt Pulley Position Screw
200327C	14327	Arm Shaft Connection Belt Pulley Set Screw
202253	14327	Arm Shaft Connection Belt Pulley Spring Flange
224113	14327	Arm Shaft Connection Belt Timing Collar with 200113F
200113F	14327	Arm Shaft Connection Belt Timing Collar Set Screw
224139	14327	Arm Shaft Connection Belt Timing Plate
200164B	14327	" " " " " "
		Screw (2)
224392	-----	Arm Shaft Oil Packing (wick)
200357E	14327	" " " " Stop Screw
237577	16107	Balance Wheel (belt groove 4 in. diam.) with two 200338C
200338C	14327	Balance Wheel Position Screw
*264643	-----	Bed
264644	16103	" Block (for Hook Saddle)
200194E	16101	" " " " " Screw (2)
202258	16103	" Hinge Connection (2)
200570E	16101	" " " " Screw (4)
54897	14327	" Oil Cup
264603	16103	" Slide (back)
223811	16101	" " " " Stop
223812	16101	" " " " Spring
264604	16103	" " (front)
264645	16101	Bobbin
*264646	-----	" Case
264647	16101	" " Latch
*202056	-----	" " Pin
264648	16101	" " Plunger
264649	16101	" " Spring
264650	-----	" " Oiling Felt
264651	16102	" " Opener
264652	16102	" " Lever with 201349C, 201542C and 203101
201349C	16102	Bobbin Case Opener Lever Driving Screw Stud
201542C	16102	Bobbin Case Opener Lever Driving Screw Stud Nut
203101	-----	Bobbin Case Opener Lever Driving Screw Stud Oil Packing (wick)
223622	16102	Bobbin Case Opener Lever Hinge Stud with 202277
202277	-----	Bobbin Case Opener Lever Hinge Stud Oil Packing (wick)

## PARTS FOR MACHINE No. 144w101

No.	Plate	Name
200403C	16101	Bobbin Case Opener Lever Hinge Stud Set Screw
200387C	16101	Bobbin Case Opener Lever Hinge Stud Set Screw Check Screw
248251	16102	Bobbin Case Opener Lever Link
200118D	16102	" " " " Screw
264653	16102	" " Tension Spring
200963F	16102	" " " " Regulating Screw
200594C	16102	Bobbin Case Tension Spring Screw
264654	16102	Bobbin Case complete, Nos. 200594C, 200963F 202056, 264646 to 264649, 264653 and two 264650
265049	16107	Face Plate
202135	16102	" " Position Pin
200533B	16101	" " Thumb Screw
264633	16103	Feed Bar
264634	16103	" " Crank with 200363C and 200396C
200396C	16102	" " Position Screw
200363C	16102	" " Set Screw
350393C	16102	" " Hinge Screw (driving)
201518E	16102	" " " " Nut
264686	16116	" Dog
200106E	16106	" " Screw (2)
264635	16104	" Driving Connection with 200049D and 202330
201171C	16106	Feed Driving Connection Hinge Screw
201517E	16106	" " " " " Nut
202277	-----	" " " " " Oil Packing (wick)
202330	-----	Feed Driving Connection Oil Packing (wick)
200049D	16106	Feed Driving Connection Pinch Screw
237521	16103	" " Eccentric Regulating Bracket
237043	-----	Feed Driving Eccentric Regulating Bracket 237521 with 224108, two each 200256C and 201525E
224108	16103	Feed Driving Eccentric Regulating Bracket Flange with 200383C and 200437C
200437C	16106	Feed Driving Eccentric Regulating Bracket Flange Position Screw
200383C	16101	Feed Driving Eccentric Regulating Bracket Flange Set Screw
200256C	16106	Feed Driving Eccentric Regulating Bracket Hinge Screw
201525E	16106	Feed Driving Eccentric Regulating Bracket Hinge Screw Nut
202301	16106	Feed Driving Eccentric Regulating Bracket Plunger

## PARTS FOR MACHINE No. 144w101

No.	Plate	Name
237523	16106	Feed Driving Eccentric Regulating Bracket Plunger Spring
200607C	16106	Feed Driving Eccentric Regulating Bracket Plunger Spring Stop Screw
200256C	16106	Feed Driving Eccentric Regulating Bracket Stop Screw
201525E	16106	Feed Driving Eccentric Regulating Bracket Stop Screw Nut
200429C	16106	Feed Driving Eccentric Regulating Screw
200383C	16101	" " " " " " Check Screw
264655	16104	Feed Driving Rock Shaft
223652	16106	" " " " Crank with 200019E
200019E	16106	" " " " Pinch Screw
202625	16106	" " " " Stop Collar with two 200383C (2)
200383C	16101	Feed Driving Rock Shaft Stop Collar Set Screw
224154	16106	Feed Lifting Cam with 201220C
264637	16106	" " " Fork with 200173D and 223655
350197E	16106	Feed Lifting Cam Fork Screw
225837	16106	" " " " Washer
223655	-----	" " " Oiling Felt
200173D	16106	" " " " Screw
201220C	16109	" " " Set Screw
264656	16104	" Regulating Spindle with 202443, 202619 and 264657
*264657	-----	Feed Regulating Spindle Head
202443	16109	" " " " Pin
202619	16109	" " " " Position Pin
264660	16104	Foot Lifter Lifting Lever with 264518
200215H	16109	" " " " Hinge Screw
265013	16108	" " " " Latch
227224	16109	" " " " Collar with 201052C
201052C	16109	Foot Lifter Lifting Lever Latch Collar Set Screw
265014	16108	Foot Lifter Lifting Lever Latch Handle with two 201052C
201052C	16109	Foot Lifter Lifting Lever Latch Handle Set Screw
265015	16109	Foot Lifter Lifting Lever Latch Spring
227116	16109	" " " " " " Adjusting Collar
265027	-----	Foot Lifter Lifting Lever Latch Spring Adjusting Collar 227116 with 201052C
201052C	16109	Foot Lifter Lifting Lever Latch Spring Adjusting Collar Set Screw
264518	16109	Foot Lifter Lifting Lever Pin

## PARTS FOR MACHINE No. 144w101

No.	Plate	Name
221547	16109	Foot Lifter Spring
*264662	-----	Hook
264663	16110	" 264662 with 264668, 264669, two 200583H and four 201253F
264664	-----	Hook and Bobbin Case complete, Nos. 264654 and 264663
224019	16110	Hook Bushing (lower) (bronze)
200364C	16111	" " " Set Screw
264665	16110	" " (upper)
200446C	16110	" " Position Screw
265053	16108	" Driving Gear (spiral) with 200362C and 201254C
201254C	16110	Hook Driving Gear Position Screw
200362C	16110	" " " Set Screw
240167	16110	" " Pinion (spiral) with 200382C and 201220C
201220C	16109	Hook Driving Pinion Position Screw
200382C	16109	" " " Set Screw
224022	16110	" " " Thrust Washer
264666	16107	" " Shaft
224111	16108	" " Bushing (back) with 202244
202244	-----	Hook Driving Shaft Bushing (back) Oil Packing (wick)
237529	16108	Hook Driving Shaft Bushing (front)
200363C	16102	" " " " Set Screw (2)
200383C	16101	" " " " " " Check Screw (2)
265314	16113	Hook Driving Shaft Lock Ratchet with 200354C and 200362C
200354C	16111	Hook Driving Shaft Lock Ratchet Position Screw
200362C	16110	Hook Driving Shaft Lock Ratchet Set Screw
265044	16110	Hook Driving Shaft Lock Stud
248423	16110	" " " " " Cotter Pin
265045	16110	" " " " " Socket
248425	16110	" " " " " Spring
265046	-----	Hook Driving Shaft Lock Stud complete, Nos. 248423, 248425, 265044 and 265045
264668	16110	Hook Gib
201253F	16110	" " Screw
264669	16110	" Needle Guard
200583H	16111	" " " Screw
223850	-----	" Saddle with 200009E
264670	16107	" " 223850 with 200364C, 200446C, 224019 and 264665
223681	16113	Hook Saddle Bearing
200363C	16102	" " " Set Screw
200383C	16101	" " " " " Check Screw

## PARTS FOR MACHINE No. 144w101

No.	Plate	Name
264671	16107	Hook Saddle Oil Guard
240019	-----	" " " " Felt
200096D	16111	" " " " Screw (2)
200009E	16111	" " Pinch Screw
200006E	16111	" " Screw
225585	16111	" " " Washer
264672	-----	Hook Saddle complete, Nos. 200118D, 200387C 200403C, 223622, 224022, 240167, 248251, 264651, 264652, 264664 and 264670
264607	16111	Lifting Bell Crank
200996C	16111	" " " Cap Screw
264608	16111	" " " Link
350172C	16111	" " " " Screw Stud
201524E	16111	" " " " " " Nut
264609	16108	" Eccentric with 200382C and 200398C
264610	16107	Lifting Eccentric Connection
240171	16113	" " " Crank with 200029E and 210933
210933	-----	Lifting Eccentric Connection Crank Oil Packing (wick)
200029E	16111	Lifting Eccentric Connection Crank Pinch Screw
200398C	16101	Lifting Eccentric Position Screw
200382C	16109	" " Set Screw
264611	16116	" Presser Foot
200074F	16111	" " " Screw
264615	16107	" Rock Shaft with 201524E and 350172C
240174	16111	Lifting Rock Shaft Bushing
264616	16113	Needle Bar with 200112F, 200583H and 264623
264617	16111	Needle Bar Connecting Link
264667	16112	" " " " Stud with 222598
222598	-----	Needle Bar Connecting Link Stud Oil Packing (wick)
200374C	16111	Needle Bar Connecting Link Stud Set Screw
200386C	16111	Needle Bar Connecting Link Stud Set Screw
264618	16112	Needle Bar Connecting Stud with 200072C and 202330
202330	-----	Needle Bar Connecting Stud Oil Packing (wick)
200072C	16112	Needle Bar Connecting Stud Pinch Screw
264619	16113	" " Crank with 200335C, 200374C, 200388C, 200428C and 264667
203172	16112	Needle Bar Crank Friction Washer
200428C	16112	" " " Position Screw

## PARTS FOR MACHINE No. 144w101

No.	Plate	Name
200383C	16101	Needle Bar Crank Position Screw Check Screw
200335C	14327	Needle Bar Crank Set Screw
200383C	16101	" " " " " Check Screw
264620	16107	" " Rock Frame
210910	16112	" " " " Hinge Stud with 202277
202277	-----	Needle Bar Rock Frame Hinge Stud Oil Packing (wick)
200363C	16102	Needle Bar Rock Frame Hinge Stud Set Screw
200363C	16102	Needle Bar Rock Frame Hinge Stud Set Screw Check Screw
202666	16112	Needle Bar Rock Frame Position Bracket
200098F	16112	" " " " " "
		Screw
264673	16117	Needle Bar Rock Frame Rock Shaft with 200387C and 210920
223692	16113	Needle Bar Rock Frame Rock Shaft Crank with 200029E
264638	16117	Needle Bar Rock Frame Rock Shaft Crank Connection with 202277
200833C	16112	Needle Bar Rock Frame Rock Shaft Crank Connection Hinge Screw
201522E	16112	Needle Bar Rock Frame Rock Shaft Crank Connection Hinge Screw Nut
202277	-----	Needle Bar Rock Frame Rock Shaft Crank Connection Oil Packing (wick)
200029E	16111	Needle Bar Rock Frame Rock Shaft Crank Pinch Screw
202668	16112	Needle Bar Rock Frame Slide Block
210920	-----	" " " " " " 202668 with 201141C
201141C	16112	Needle Bar Rock Frame Slide Block Screw Stud
200387C	16101	Needle Bar Rock Frame Slide Block Screw Stud Set Screw
264623	16112	Needle Bar Thread Guide
200583H	16111	" " " " Screw
200112F	16112	" Set Screw
264690	16107	Presser Bar with 200074F
241535	16112	" " Bushing (lower)
207072	16112	" " " (upper)
200352C	16109	" " " Set Screw (2)
264625	16113	" " Lifting Bracket with 200032E
200975F	16112	" " " Guide Screw
200032E	16112	" " " Pinch Screw
264626	16112	" " Position Guide
264627	16114	" " " Lever with 200086F

No.	Plate	Name
200086F	16112	Presser Bar Position Guide Lever Pinch Screw
200352C	16109	Presser Bar Position Guide Set Screw
240172	16117	" " Spring (flat)
210949	16114	" " " Bracket with 200086C
200086C	16112	" " " " Pinch Screw
350381C	16114	" " " Regulating Screw
200948F	16115	" " " Support Screw
265032	16113	Safety Clutch Hook Driving Shaft Position Collar with two 201254C
201254C	16110	Safety Clutch Hook Driving Shaft Position Collar Set Screw
265056	16114	Safety Clutch Locking Lever
265050	16114	" " " " Connecting Link
200993C	16114	Safety Clutch Locking Lever Hinge Screw
265041	16114	" " " " Spring (for heavy duty)
200962C	16114	Safety Clutch Locking Lever Spring Adjusting Screw
200092D	16114	Safety Clutch Locking Lever Spring Screw
265036	16113	" " Pulley with 200962C and 202253
202253	14327	Safety Clutch Pulley Spring Flange
265057	16114	" " " Throw-in Latch
265052	16114	" " " " Pin
265051	16114	" " " " Spring
265042	-----	Safety Clutch (for heavy duty) complete, Nos. 200092D, 200993C, 265032, 265036, 265041, 265050 to 265052, 265056 and 265057
264628	16113	Take-up Lever
264629	16114	" " " Driving Stud with 202277
202277	-----	" " " " Oil Packing (wick)
202400	16114	Take-up Lever Hinge Stud with 202423
202423	-----	" " " " Oil Packing (wick)
200363C	16102	Take-up Lever Hinge Stud Set Screw
264674	16107	Tension Bracket with 200061C, 238089 and 350392C
200159F	16114	Tension Bracket Screw (2)
2102	10881	" Disc
32572	16114	" Release Disc
264675	16115	" " Lever
238089	16114	" " " Guide Pin
264676	16114	" " " Rod
200309E	16114	" " " Screw
264695	16115	" " Plunger
13710	16115	" Spring


No.	Plate	Name
350392C	16116	Tension Stud
1560C	16115	" Thumb Nut
264677	-----	Tension Bracket complete, Nos. 1560C, 13710, 32572, 200132E, 200309E, 201535E, 264674, 264675, 264678 to 264685, 264695, 264696 and four 200583H
264678	16115	Thread Controller Disc
264679	16115	" " Spring
264680	16115	" " " Stop
200132E	16115	" " " " Screw
264681	16115	" " " Stud with 201052C
200061C	16115	" " " " Set Screw
264692	16115	" " Stud
201052C	16109	" " " Set Screw
264683	16115	" " Thread Guide
201535E	16115	" " " " Nut
202412	16115	" Guide
264685	16115	" " (lower)
264684	16115	" " (upper)
200583H	16111	" " Screw
236955	16113	" Lubricating Cup with 200059C and 201280C
236957	-----	Thread Lubricating Cup Oil Pad (felt)
236959	16116	" " " " (upper)
		Reinforcing Plate
201280C	16115	Thread Lubricating Cup Oil Pad (upper)
		Tension Screw Stud
222712	16115	Thread Lubricating Cup Oil Pad (upper)
		Tension Spring
201572B	10881	Thread Lubricating Cup Oil Pad (upper)
		Tension Thumb Nut
236961	-----	Thread Lubricating Cup Oil Pad (upper) complete, Nos. 236957 and 236959
200059C	16115	Thread Lubricating Cup Set Screw
236962	16116	" " " Thread Guide
236963	-----	Thread Lubricating Cup complete, Nos. 201572B, 222712, 236955, 236961, 236962 and three 236957
210956	16116	Thread Retainer Bracket with 200397H
200582H	16116	" " Screw (2)
210993	16116	" " Sleeve
223844	16116	" " Spring
210957	16116	" " Stud
210958	16116	" " " Collar
200397H	16116	" " " Set Screw
210959	-----	Thread Retainer complete, Nos. 210956 to 210958, 210993 and 223844
264692	16116	Throat Plate
691F	16116	" " Screw (2)
264630	16113	Vibrating Presser Bar
264631	16116	" " " Connecting Link

No.	Plate	Name
264632	16116	Vibrating Presser Foot, 30 needle hole, with 200086F
200086F	16112	Vibrating Presser Foot Pinch Screw

Genuine Singer Needles should be used  
in Singer Machines.  
These Needles and their Containers  
are marked with the  
Company's Trade Mark "SIMANCO." 1

Needles in Containers marked  
"For Singer Machines"  
are not Singer made needles. 2

## LIST OF PARTS COMPLETE FOR



### MACHINE No. 144w201

Single needle lock stitch machine with compound feed  
and high lift alternating pressers.

For stitching pockets in automobile door panels and  
tarpaulins, awnings and similar work.

Has a high arm with a working space of 20 inches  
to the right of the needle.

No.	Plate	Name
*264639	-----	Arm with two 240174
265001	16107	" Cap
265002	-----	Arm Cap and Tension Bracket complete, Nos. 792D, 225462, 228026 and 265001
200278H	14327	Arm Cap Screw
202248	14327	" " " Washer
265003	16103	" Cover
200166H	16101	" " Screw (2)
8702	16101	" Position Pin (2)
50708E	16101	" Screw (4)
264697	16105	" Shaft with 200357E and 224392
264641	16104	" " Bushing (back) with 202244
202244	-----	" " " Oil Packing (wick)
200071E	16101	" " " Screw (3)
265048	16108	" " " (center) with 202260
202260	-----	" " " Oil Packing (wick)
200338C	14327	" " " Set Screw
207080	16108	" " " (front) with 202244

No.	Plate	Name
202244	-----	Arm Shaft Bushing (front) Oil Packing (wick)
200502B	14327	Arm Shaft Bushing (front) Oil Packing Thumb Screw
200338C	14327	Arm Shaft Bushing (front) Set Screw
264602	16104	" " Connection Belt
224104	16104	" " " " Pulley with 200327C, 200602E and two 202253
200602E	14327	Arm Shaft Connection Belt Pulley Position Screw
200327C	14327	Arm Shaft Connection Belt Pulley Set Screw
202253	14327	Arm Shaft Connection Belt Pulley Spring Flange
264503	16101	Arm Shaft Connection Belt Timing Collar with 200383C and 200398C
200398C	16101	Arm Shaft Connection Belt Timing Collar Position Screw
200383C	16101	Arm Shaft Connection Belt Timing Collar Set Screw
224139	14327	Arm Shaft Connection Belt Timing Plate
200164B	14327	" " " " " "
		Screw (2)
224392	-----	Arm Shaft Oil Packing (wick)
200357E	14327	" " " " Stop Screw
265005	16103	" Side Cover
265006	16103	" " " Gasket
200077D	16101	" " " Screw (3)
265007	16105	Balance Wheel (belt groove 6-3/4 in. diam.) with two 200039C
200039C	16101	Balance Wheel Set Screw
*264698	-----	Bed
264644	16103	" Block (for Hook Saddle)
200194E	16101	" " " " Screw (2)
202258	16103	" Hinge Connection (2)
200570E	16101	" " " Screw (4)
54897	14327	" Oil Cup
264603	16103	" Slide (back)
223811	16101	" " " Stop
223812	16101	" " " Spring
264604	16103	" " (front)
264645	16101	Bobbin
*264646	-----	" Case
264647	16101	" " Latch
*202056	-----	" " Pin
264648	16101	" " Plunger
264649	16101	" " Spring
264650	-----	" Oiling Felt
264651	16102	" " Opener
264652	16102	" " Lever with 201349C, 201542C and 203101

No.	Plate	Name
201349C	16102	Bobbin Case Opener Lever Driving Screw Stud
201542C	16102	Bobbin Case Opener Lever Driving Screw Stud Nut
203101	-----	Bobbin Case Opener Lever Driving Screw Stud Oil Packing (wick)
223622	16102	Bobbin Case Opener Lever Hinge Stud with 202277
202277	-----	Bobbin Case Opener Lever Hinge Stud Oil Packing (wick)
200403C	16101	Bobbin Case Opener Lever Hinge Stud Set Screw
200387C	16101	Bobbin Case Opener Lever Hinge Stud Set Screw Check Screw
248251	16102	Bobbin Case Opener Lever Link
200118D	16102	" " " Screw
264653	16102	" " Tension Spring
200983F	16102	" " " " Regulating Screw
200594C	16102	" " " " " Screw
264654	16102	Bobbin Case complete, Nos. 200594C, 200983F, 202056, 264646 to 264649, 264653 and two 264650
225461	10881	Bobbin Winder Tension Bracket with 201499B
792D	16102	Bobbin Winder Tension Bracket Screw
228026	16102	" " " " " "
		Washer
2102	10881	Bobbin Winder Tension Disc
202407	10881	" " " Spring
201499B	10881	" " " Stud
201572B	10881	" " " Thumb Nut
225462	10881	Bobbin Winder Tension Bracket complete, Nos. 201572B, 202407, 225461 and two 2102
265049	16107	Face Plate
202135	16102	" " Position Pin
200533B	16101	" " Thumb Screw
264633	16103	Feed Bar
264634	16103	" " Crank with 200363C and 200396C
200396C	16102	" " " Position Screw
200363C	16102	" " " Set Screw
350393C	16102	" " Hinge Screw (driving)
201518E	16102	" " " Nut
264686	16116	" Dog
200106E	16106	" " Screw (2)
264635	16104	" Driving Connection with 200049D and 202330
201171C	16106	Feed Driving Connection Hinge Screw
201517E	16106	" " " " " Nut
202277	-----	" " " " " Oil Packing (wick)



No.	Plate	Name
202330	-----	Feed Driving Connection Oil Packing (wick)
200049D	16106	Feed Driving Connection Pinch Screw
237521	16103	" " Eccentric Regulating Bracket
237043	-----	" " " " " "
		237521 with 224108, two each 200256C and 201525E
224108	16103	Feed Driving Eccentric Regulating Bracket Flange with 200383C and 200437C
200437C	16106	Feed Driving Eccentric Regulating Bracket Flange Position Screw
200383C	16101	Feed Driving Eccentric Regulating Bracket Flange Set Screw
200256C	16106	Feed Driving Eccentric Regulating Bracket Hinge Screw
201525E	16106	Feed Driving Eccentric Regulating Bracket Hinge Screw Nut
202301	16106	Feed Driving Eccentric Regulating Bracket Plunger
237523	16106	Feed Driving Eccentric Regulating Bracket Plunger Spring
200607C	16106	Feed Driving Eccentric Regulating Bracket Plunger Spring Stop Screw
200256C	16106	Feed Driving Eccentric Regulating Bracket Stop Screw
201525E	16106	Feed Driving Eccentric Regulating Bracket Stop Screw Nut
200429C	16106	Feed Driving Eccentric Regulating Screw
200383C	16101	" " " " " "
		Check Screw
264636	16104	Feed Driving Rock Shaft
223652	16106	" " " " Crank with 200019E
200019E	16106	" " " " " Pinch Screw
202625	16106	" " " " " Stop Collar with two 200383C (2)
200383C	16101	Feed Driving Rock Shaft Stop Collar Set Screw
224154	16106	Feed Lifting Cam with 201220C
264637	16106	" " " " Fork with 200173D and 223655
350197E	16106	Feed Lifting Cam Fork Screw
225837	16106	" " " " " Washer
223655	-----	" " " " " Oiling Felt
200173D	16106	" " " " " Screw
201220C	16109	" " " " " Set Screw
264696	16104	" " " " " Regulating Spindle with 202443, 202619 and 264657
*264657	-----	Feed Regulating Spindle Head
202443	16109	" " " " " Pin
202619	16109	" " " " " Position
		Pin

No.	Plate	Name
264606	16105	Foot Lifter Lifting Lever with 264518
265012	16109	" " " " " Hinge Stud
200352C	16109	" " " " " " Set
		Screw
264699	16108	Foot Lifter Lifting Lever Latch
227224	16109	" " " " " Collar
		with 201052C
201052C	16109	Foot Lifter Lifting Lever Latch Collar Set Screw
265014	16108	Foot Lifter Lifting Lever Latch Handle with two 201052C
201052C	16109	Foot Lifter Lifting Lever Latch Handle Set Screw
265015	16109	Foot Lifter Lifting Lever Latch Spring
227116	16109	" " " " " "
		Adjusting Collar
265027	-----	Foot Lifter Lifting Lever Latch Spring Adjusting Collar 227116 with 201052C
201052C	16109	Foot Lifter Lifting Lever Latch Spring Adjusting Collar Set Screw
264518	16109	Foot Lifter Lifting Lever Pin
264519	16108	" " " " Spring
200268F	16109	" " " " " Screw
265061	16107	Hand Wheel with 200352C and 200363C
264689	16108	" " " " " Driving Gear with 200382C and 200917C
200917C	16109	Hand Wheel Driving Gear Position Screw
200382C	16109	" " " " " " "
		Check Screw
200382C	16109	Hand Wheel Driving Gear Set Screw
200382C	16109	" " " " " " " Check
		Screw
200352C	16109	Hand Wheel Position Screw
200363C	16102	" " " " " Check Screw
200363C	16102	" " " " " Set Screw
200363C	16102	" " " " " Check Screw
265062	16108	" " " " " Shaft
265063	16107	" " " " " Bushing with two 202260
202260	-----	" " " " " Oil Packing (wick)
200383C	16101	" " " " " Set Screw
200383C	16101	" " " " " " Check
		Screw
264688	16109	Hand Wheel Shaft Gear with 200382C and 350406C
350406C	16109	Hand Wheel Shaft Gear Position Screw
200382C	16109	" " " " " Set Screw
*264662	-----	Hook
264663	16110	" " " " " 264662 with 264663, 264669, two 200583H and four 201253F

## PARTS FOR MACHINE No. 144w201

No.	Plate	Name
264664	-----	Hook and Bobbin Case complete, Nos. 264654 and 264663
224019	16110	Hook Bushing (lower) (bronze)
200364C	16111	" " " Set Screw
264665	16110	" " (upper)
200446C	16110	" " Position Screw
265053	16108	" Driving Gear (spiral) with 200362C and 201254C
201254C	16110	Hook Driving Gear Position Screw
200362C	16110	" " " Set Screw
240167	16110	" " Pinion (spiral) with 200382C and 201220C
201220C	16109	Hook Driving Pinion Position Screw
200382C	16109	" " " Set Screw
224022	16110	" " " Thrust Washer
264700	16107	" " Shaft
224111	16108	" " " Bushing (back) with 202244
202244	-----	Hook Driving Shaft Bushing (back) Oil Packing (wick)
237529	16108	Hook Driving Shaft Bushing (front)
200363C	16102	" " " " Set Screw (2)
200383C	16101	" " " " " Check Screw (2)
265043	16108	Hook Driving Shaft Lock Ratchet with 200354C and 200362C
200354C	16111	Hook Driving Shaft Lock Ratchet Position Screw
200362C	16110	Hook Driving Shaft Lock Ratchet Set Screw
265044	16110	Hook Driving Shaft Lock Stud
248423	16110	" " " " " Cotter Pin
265045	16110	" " " " " Socket
248425	16110	" " " " " Spring
265046	-----	Hook Driving Shaft Lock Stud complete, Nos. 248423, 248425, 265044 and 265045
264668	16110	Hook Gib
201253F	16110	" " " Screw
264669	16110	" Needle Guard
200583H	16111	" " " Screw
223850	-----	" Saddle with 200009E
264670	16107	" " 223850 with 200364C, 200446C, 224019 and 264665
223681	16113	Hook Saddle Bearing
200363C	16102	" " " Set Screw
200383C	16101	" " " " " Check Screw
264671	16107	" " Oil Guard
240019	-----	" " " " Felt
200096D	16111	" " " " Screw (2)
200009E	16111	" " Pinch Screw

## PARTS FOR MACHINE No. 144w201

No.	Plate	Name
200006E	16111	Hook Saddle Screw
225585	16111	" " " Washer
264672	-----	Hook Saddle complete, Nos. 200118D, 200387C, 200403C, 223622, 224022, 240167, 248251, 264651, 264652, 264664 and 264670
264607	16111	Lifting Bell Crank
200996C	16111	" " " Cap Screw
264608	16111	" " " Link
350172C	16111	" " " " " Screw Stud
201524E	16111	" " " " " Nut
264609	16108	" Eccentric with 200382C and 200398C
264610	16107	" " Connection
240171	16113	" " " Crank with 200029E and 210933
210933	-----	Lifting Eccentric Connection Crank Oil Packing (wick)
200029E	16111	Lifting Eccentric Connection Crank Pinch Screw
200398C	16101	Lifting Eccentric Position Screw
200382C	16109	" " " Set Screw
264611	16116	" " " Presser Foot
200074F	16111	" " " " " Screw
264615	16107	" Rock Shaft with 201524E and 350172C
240174	16111	" " " Bushing
264616	16113	Needle Bar with 200112F, 200583H and 264623
264617	16111	Needle Bar Connecting Link
264667	16112	" " " " " Stud with 222598
222598	-----	Needle Bar Connecting Link Stud Oil Packing (wick)
200374C	16111	Needle Bar Connecting Link Stud Set Screw
200388C	16111	Needle Bar Connecting Link Stud Set Screw
264618	16112	Needle Bar Connecting Stud with 200072C and 202330
202330	-----	Needle Bar Connecting Stud Oil Packing (wick)
200072C	16112	Needle Bar Connecting Stud Pinch Screw
264619	16113	" " " Crank with 200335C, 200374C, 200388C, 200428C and 264667
203172	16112	Needle Bar Crank Friction Washer
200428C	16112	" " " Position Screw
200383C	16101	" " " " " Check Screw
200335C	14327	Needle Bar Crank Set Screw
200383C	16101	" " " " " Check Screw
264620	16107	" " Rock Frame

## PARTS FOR MACHINE No. 144w201

No.	Plate	Name
210910	16112	Needle Bar Rock Frame Hinge Stud with 202277
202277	-----	Needle Bar Rock Frame Hinge Stud Oil Packing (wick)
200363C	16102	Needle Bar Rock Frame Hinge Stud Set Screw
200363C	16102	Needle Bar Rock Frame Hinge Stud Set Screw Check Screw
202666	16112	Needle Bar Rock Frame Position Bracket
200098F	16112	" " " " " "
264622	16117	Needle Bar Rock Frame Rock Shaft with 200387C and 210920
223692	16113	Needle Bar Rock Frame Rock Shaft Crank with 200029E
264638	16117	Needle Bar Rock Frame Rock Shaft Crank Connection with 202277
200833C	16112	Needle Bar Rock Frame Rock Shaft Crank Connection Hinge Screw
201522E	16112	Needle Bar Rock Frame Rock Shaft Crank Connection Hinge Screw Nut
202277	-----	Needle Bar Rock Frame Rock Shaft Crank Connection Oil Packing (wick)
200029E	16111	Needle Bar Rock Frame Rock Shaft Crank Pinch Screw
202668	16112	Needle Bar Rock Frame Slide Block
210920	-----	" " " " " " 202668 with 201141C
201141C	16112	Needle Bar Rock Frame Slide Block Screw Stud
200387C	16101	Needle Bar Rock Frame Slide Block Screw Stud Set Screw
264623	16112	Needle Bar Thread Guide
200583H	16111	" " " " Screw
200112F	16112	" Set Screw
264690	16107	Presser Bar with 200074F
241535	16112	" " Bushing (lower)
207072	16112	" " " (upper)
200352C	16109	" " Set Screw (2)
264625	16113	" " Lifting Bracket with 200032E
200975F	16112	" " " Guide Screw
200032E	16112	" " " Pinch Screw
264626	16112	" " Position Guide
264627	16114	" " " Lever with 200086F
200086F	16112	Presser Bar Position Guide Lever Pinch Screw
200352C	16109	Presser Bar Position Guide Set Screw
240172	16117	" " Spring (flat)

## PARTS FOR MACHINE No. 144w201

No.	Plate	Name
210949	16114	Presser Bar Spring Bracket with 200086C
200086C	16112	" " " " Pinch Screw
350381C	16114	" " " Regulating Screw
200948F	16115	" " " Support Screw
265032	16113	Safety Clutch Hook Driving Shaft Position Collar with two 201254C
201254C	16110	Safety Clutch Hook Driving Shaft Position Collar Set Screw
265056	16114	Safety Clutch Locking Lever
265050	16114	" " " " Connecting Link
200993C	16114	Safety Clutch Locking Lever Hinge Screw
265041	16114	" " " " Spring (for heavy duty)
200962C	16114	Safety Clutch Locking Lever Spring Adjusting Screw
200092D	16114	Safety Clutch Locking Lever Spring Screw
265036	16113	" " Pulley with 200962C and 202253
202253	14327	Safety Clutch Pulley Spring Flange
265057	16114	" " Throw-in Latch
265052	16114	" " " Pin
265051	16114	" " " Spring
265042	-----	Safety Clutch (for heavy duty) complete, Nos. 200092D, 200993C, 265032, 265036, 265041, 265050 to 265052, 265056 and 265057
264628	16113	Take-up Lever
264629	16114	" " Driving Stud with 202277
202277	-----	" " " " Oil Packing (wick)
202400	16114	Take-up Lever Hinge Stud with 202423
202423	-----	" " " " Oil Packing (wick)
200363C	16102	Take-up Lever Hinge Stud Set Screw
264674	16107	Tension Bracket with 200061C, 238089 and 350392C
200159F	16114	Tension Bracket Screw (2)
2102	10881	" Disc
32572	16114	" Release Disc
264675	16115	" " Lever
238089	16114	" " Guide Pin
264676	16114	" " Rod
200309E	16114	" " Screw
264695	16115	" " Plunger
13710	16115	" Spring
350392C	16116	" Stud
1560C	16115	" Thumb Nut

## PARTS FOR MACHINE No. 144w201

No.	Plate	Name
264677	-----	Tension Bracket complete, Nos. 1560C, 13710 32572, 200132E, 200309E, 201535E, 264674, 264675, 264678 to 264685, 264695, two 2102 and four 200583H
264678	16115	Thread Controller Disc
264679	16115	" " Spring
264680	16115	" " Stop
200132E	16115	" " Screw
264681	16115	" " Stud with 201052C
200061C	16115	" " Set Screw
264682	16115	" " Stud
201052C	16109	" " Set Screw
264683	16115	" " Thread Guide
201535E	16115	" " Nut
202412	16115	" Guide
264685	16115	" (lower)
264684	16115	" (upper)
200583H	16111	" Screw
236955	16113	" Lubricating Cup with 200059C and 201280C
236957	-----	Thread Lubricating Cup Oil Pad (felt)
236959	16116	" " " " (upper)
		Reinforcing Plate
201280C	16115	Thread Lubricating Cup Oil Pad (upper)
		Tension Screw Stud
222712	16115	Thread Lubricating Cup Oil Pad (upper)
		Tension Spring
201572B	10881	Thread Lubricating Cup Oil Pad (upper)
		Tension Thumb Nut
236961	-----	Thread Lubricating Cup Oil Pad (upper) complete, Nos. 236957 and 236959
200059C	16115	Thread Lubricating Cup Set Screw.
236962	16116	" " Thread Guide
236963	-----	Thread Lubricating Cup complete, Nos. 201572B, 222712, 236955, 236961, 236962 and three 236957
210956	16116	Thread Retainer Bracket with 200397H
200582H	16116	" " Screw (2)
210993	16116	" " Sleeve
223844	16116	" " Spring
210957	16116	" " Stud
210958	16116	" " Collar
200397H	16116	" " Set Screw
210959	-----	Thread Retainer complete, Nos. 210956 to 210958, 210993 and 223844
264692	16116	Throat Plate
691F	16116	" " Screw (2)
264630	16113	Vibrating Presser Bar
264631	16116	" " Connecting Link
264632	16116	" " Foot, 30 needle hole, with 200086F
200086F	16112	Vibrating Presser Foot Pinch Screw

## MACHINE No. 144w301

Single needle lock stitch machine with compound feed  
and high lift alternating pressers.

For stitching pockets in automobile door panels and  
tarpaulins, awnings and similar work.

Has a high arm with a working space of 30 inches  
to the right of the needle.

Same as Machine No. 144w201 with the following  
exceptions:

No.	Plate	Name
*264691	-----	Arm with two 240174, in place of 264639
265004	16105	" Shaft with 200357E and 224392, in place of 264697
*265008	-----	Bed, in place of 264698
265009	16117	Feed Driving Rock Shaft, in place of 264636
265010	16104	Feed Regulating Spindle with 202443, 202619 and 264657, in place of 264696
265011	16105	Foot Lifter Lifting Lever with 264518, in place of 264606
265013	16108	Foot Lifter Lifting Lever Latch, in place of 264699
265020	16105	Hook Driving Shaft, in place of 264700
265021	16105	Needle Bar Rock Frame Rock Shaft with 200387C and 210920, in place of 264622

## ACCESSORIES

FOR MACHINE No. 144w101

No.	Plate	Name
200462B	16119	Bed Slide (back) Locking Thumb Screw
264642	16116	" " " Stop with 200462B
200056E	16118	" " " Screw (2)
264645	16101	Bobbin (5)
*225482	-----	" Case Screw Driver Blade
*225483	-----	" " " Handle
225497	10776	Bobbin Case Screw Driver complete, Nos. 225482 and 225483
224121	-----	Drip Pan, 20 in. long, with four 1 in. wire nails
231337	10776	Guide
200861D	16119	" Thumb Screw
7 x 3	-----	Needles, six, size 25
41400	10776	Machine Rest Pin (wood)
120342	10776	Oiler (copper plated) with 120343
120343	10776	" Spout (3-1/2 in. long)
*225484	-----	Screw Driver Blade
*225485	-----	" " Handle
225498	10776	Screw Driver complete (7-1/4 in. long), Nos. 225484 and 225485
225554	10776	Wrench (steel)

### BOBBIN WINDER

(SWINGING AUTOMATIC, RIGHT HAND)

259316	16118	Frame with 202277 and 225438
225454	16118	" Hinge Pin
202277	-----	" Oil Packing (wick)
225438	16118	" " Well Cap
225455	16118	" Spring
225456	16118	" Plunger
202473	16120	Pulley with 200380C
200380C	16118	" Set Screw
225381	16118	Spindle
225444	16118	Stop Latch
200056E	16118	" Screw
225458	16118	" Thumb Lever
225459	16118	" " Hinge Stud
225459	16118	" " Joint Stud
202478	16118	" Trip Lever

## ACCESSORIES

No.	Plate	Name
200299H	16118	Stop Latch Trip Lever Hinge Screw
225461	10881	Tension Bracket with 201499B
200082D	10881	" " Screw
228026	16102	" " Washer
2102	10881	" Disc
202407	10881	" Spring
201499B	10881	" Stud
201572B	10881	" " Thumb Nut
225462	10881	Bobbin Winder Tension Bracket complete, Nos. 201572B, 202407, 225461 and two 2102
259328	16120	Bobbin Winder and Tension Bracket Base
259314	16120	Bobbin Winder complete, Nos. 200056E, 200082D, 200299H, 202473, 202478, 225381, 225444, 225454 to 225456, 225458, 225462, 228026, 259316, 259328, two each 225459 and wood screws 3/4 in., No. 12, R.H.B.

### FOOT LIFTER AND STARTING TREADLE

233565	16122	Foot Lifter Lever with two 356C
236787	16121	" " Chain, 57 in. long, with two 202784
202784	16119	Foot Lifter Lever Chain Hook
356C	16119	" " Set Screw
233566	16122	" " Treadle with two 356C
356C	16119	" " Set Screw
233567	16122	Starting Treadle with 126038, two each 2718R and 50581R
126038	16122	Starting Treadle Extension
50581R	16119	" " Screw
2718R	16119	" " Washer
202468	16122	" " Pitman Rod (lower)
204125	16122	" " (upper) with 202302
202302	16119	Starting Treadle Pitman Rod (upper) Cotter Pin
204126	16122	Starting Treadle Pitman Rod Clamp with two 200530C
200530C	16102	Starting Treadle Pitman Rod Clamp Set Screw
202469	16122	Starting Treadle Pitman complete, Nos. 202468, 204125 and 204126
233568	16117	Starting Treadle Shaft
264536	16117	" " Stand with two wood screws 1 in., No. 12

## ACCESSORIES

No.	Plate	Name
233569	-----	Foot Lifter and Starting Treadle complete, Nos. 202469, 233565 to 233568, 236787 and two 264536

## 'FOR MACHINE No. 144w201

200462B	16119	Bed Slide (back) Locking Thumb Screw
264642	16116	" " " Stop with 200462B
200056E	16118	" " " Screw (2)
264645	16101	Bobbin (5)
*225482	-----	" Case Screw Driver Blade
*225483	-----	" " " Handle
225497	10776	Bobbin Case Screw Driver complete, Nos. 225482 and 225483
264694	-----	Drip Pan with six 1 in. wire nails
231337	10776	Guide
200861D	16119	" Thumb Screw
7 x 3	-----	Needles, six, size 25
41400	10776	Machine Rest Pin (wood)
120342	10776	Oiler (copper plated) with 120343
120343	10776	" Spout (3-1/2 in. long)
*225484	-----	Screw Driver Blade
*225485	-----	" " Handle
225498	10776	Screw Driver complete (7-1/4 in. long), Nos. 225484 and 225485
225554	10776	Wrench (steel)

## BOBBIN WINDER

(SWINGING AUTOMATIC, RIGHT HAND)

41894	16120	Base with 449C
894D	16119	" Screw
265022	16120	Bracket
350030E	16119	" Screw
260628	16119	" Washer
41896	16120	Frame
41441	16119	" Hinge Pin
449C	16119	" " " Set Screw
4784	-----	" Oil Pad
41897	16119	" Spring
43271	-----	Friction Pulley Ring (leather)
26070	16119	" " " Rivet (brass)
448C	16119	" " " Set Screw
43270	16120	" " " with 43271, two 448C and ten 26070

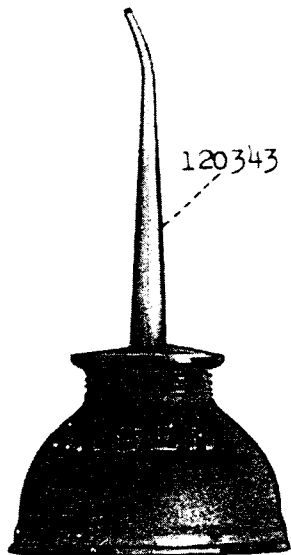
## ACCESSORIES

No.	Plate	Name
265023	16120	Spindle
265024	16119	Stop Latch
265025	16119	" " Hinge Pin
2269	16119	" " Pin
41899	16119	Tripping Arm with 176E
176E	16119	" " Clamping Screw
265026	-----	Bobbin Winder complete, Nos. 2269, 41441, 41894, 41896, 41897, 41899, 43270, 265023 to 265025 and two 4784
265047	16120	Bobbin Winder and Bracket complete, Nos. 260628, 265022, 265026, 350030E and three 894D

## FOOT LIFTER AND STARTING TREADLE

264529	16121	Foot Lifter Lever
236787	16121	" " " Chain, 57 in. long, with two 202784
202784	16119	Foot Lifter Lever Chain Hook
264530	16121	" " Treadle with two 356C
356C	16119	" " " Set Screw
264531	16121	Starting Treadle with two 356C
202468	16122	" " Pitman Rod (lower or upper)
204126	16122	Starting Treadle Pitman Rod Clamp with two 200530C
200530C	16102	Starting Treadle Pitman Rod Clamp Set Screw
227980	16122	Starting Treadle Pitman complete, Nos. 204126 and two 202468
356C	16119	Starting Treadle Set Screw
264532	16117	" " Shaft
264533	16121	" " " Lever with three 356C
356C	16119	Starting Treadle Shaft Lever Set Screw
264536	16117	" " Stand with two wood screws 1 in., No. 12
264534	-----	Foot Lifter and Starting Treadle complete, Nos. 227980, 236787, 264529 to 264533 and two 264536

120342



120343

225498




225497



231337



225554

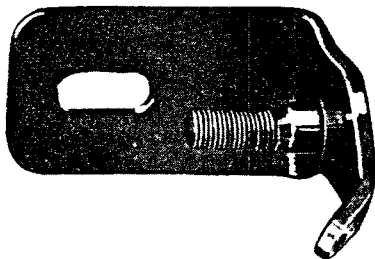


41400




PLATE 10881—FULL SIZE

225461



225462



200082



202104



2102



202407



201499



201572



PLATE 14327 - FULL SIZE

200278




202248



204235



200004




202005



200502



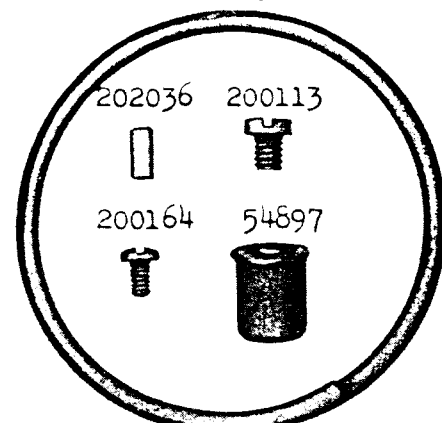
224139



224113



202253



202036



200113



200164



54897



200327



200328



200335



200602



200338



200357





PLATE 16101 - FULL SIZE

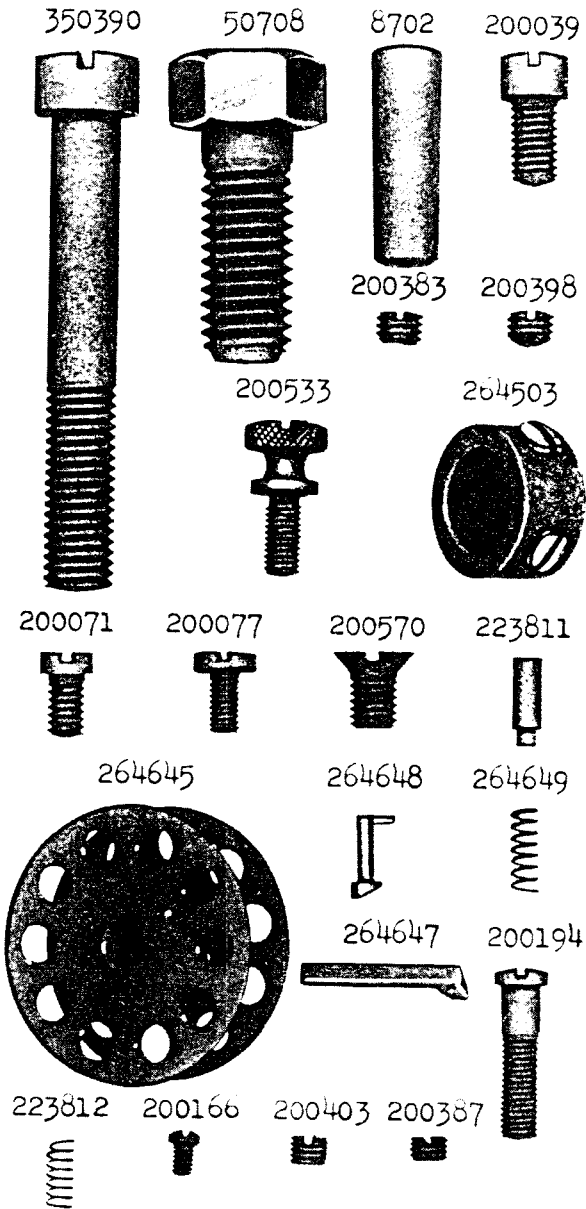


PLATE 16102 - FULL SIZE

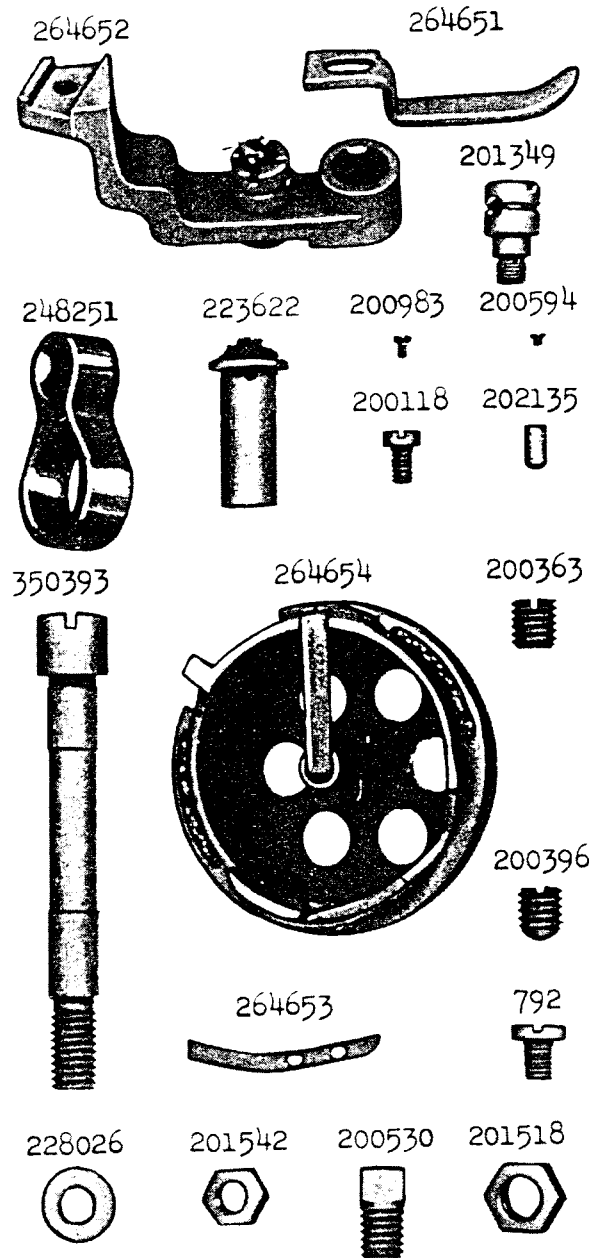




PLATE 16103 - ONE-HALF SIZE

265003




265005




264644



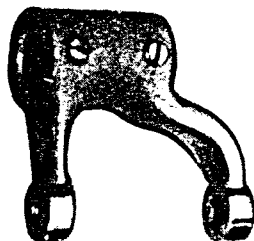
265006




202258




264634




264603




264604



264633



224108



237521




PLATE 16104 - ONE-FOURTH SIZE

264636



240102



264655



264635



264660



264641



264602



265010



264696



224104



264656



PLATE 16105 - ONE-SIXTH SIZE

265004



265020



265030



265021



265011



264606



264697



265007





PLATE 16106 - FULL SIZE


223652



201171




202625




201517



200019



237523



200429



200256




350197



200049



264637



224154



200607



201525



202301



200437



200106



225837




200173



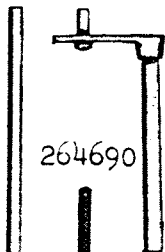
PLATE 16107 - ONE-FOURTH SIZE

265061

265049 264700



264666 264615 264674



264690

237577


265001

224002

265063



264620



264670

264610



264671

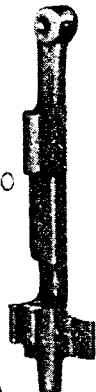

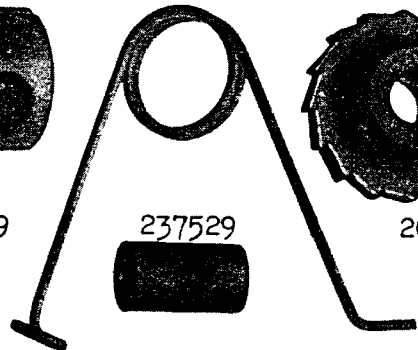



PLATE 16108 - ONE-HALF SIZE

265048

264519

265043




264699

237529

265013




264689



207080

265053

265062



224111

264609



265014



PLATE 16109 - FULL SIZE

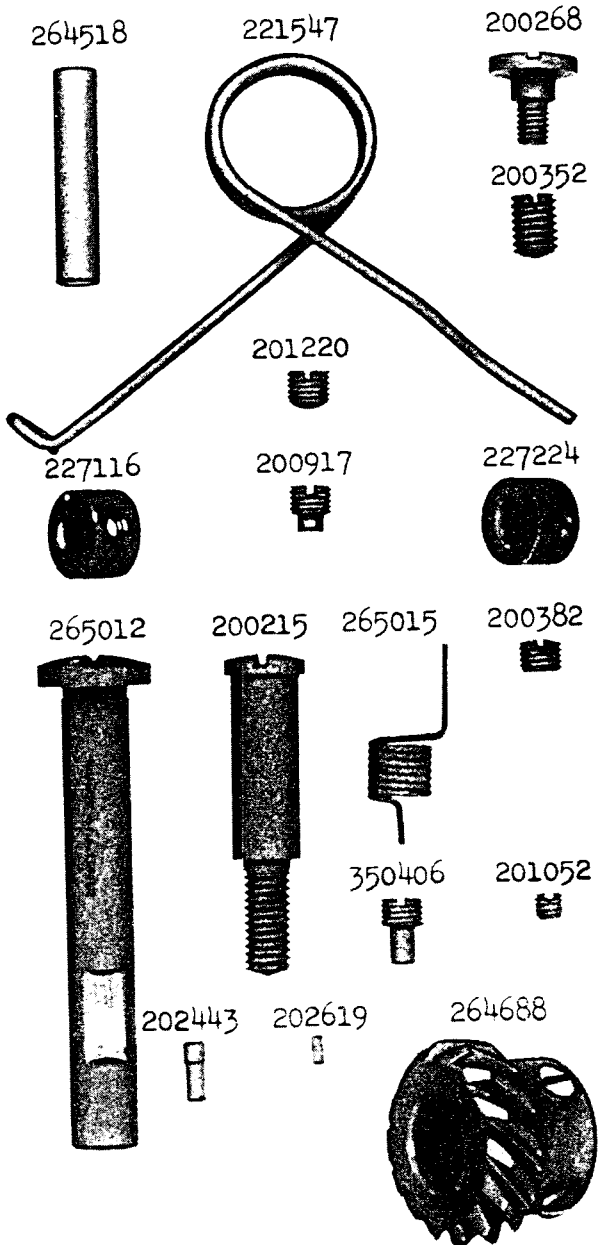


PLATE 16110 - FULL SIZE

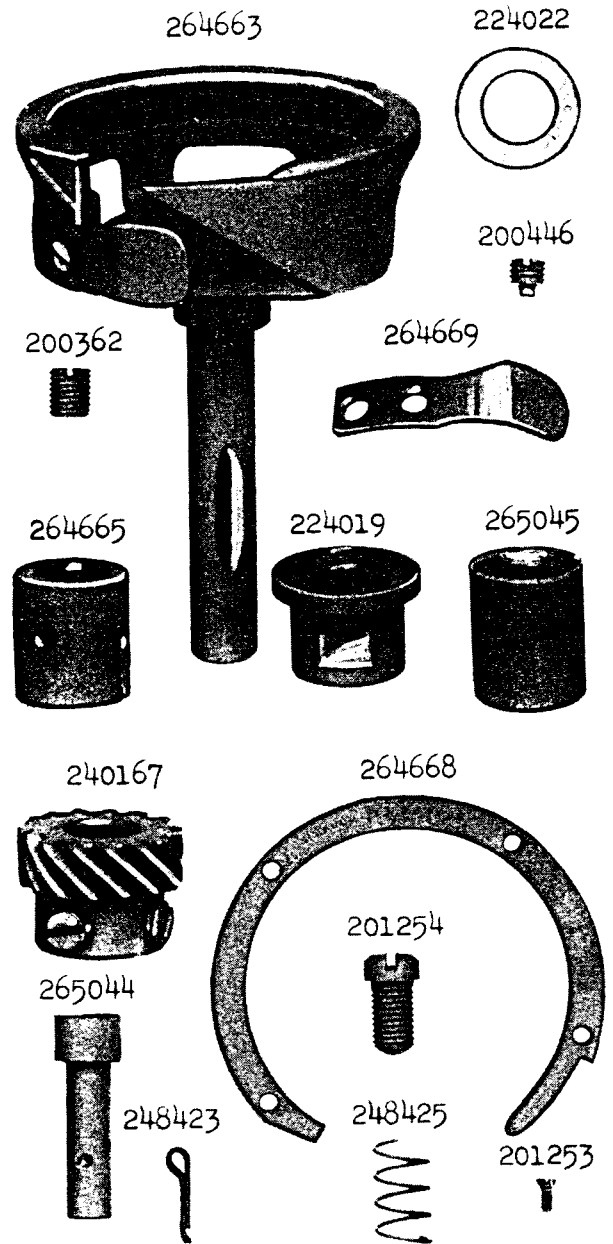



PLATE 16111 - FULL SIZE

264608



240174



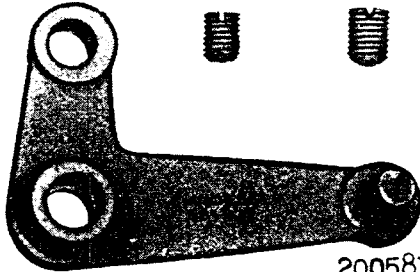
200074



200096



264607



200006



200029



200996



201524



200364



200009



225585



200388



200374



200354



200583



350172



264617



PLATE 16112 - FULL SIZE

264618



241535



264667



264626



210910



200072



200112



200086



207072



201522




200098



200833




203172



200428



202666



201141



202668



264623



200032



200975



PLATE 16113 - ONE-HALF SIZE

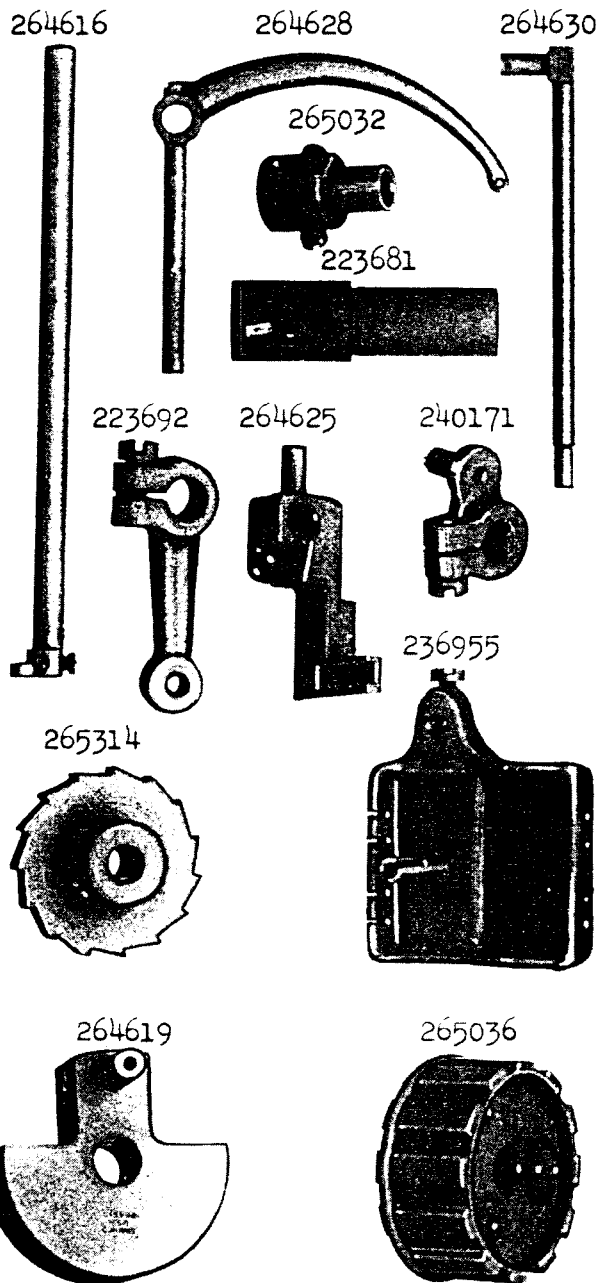


PLATE 16114 - FULL SIZE

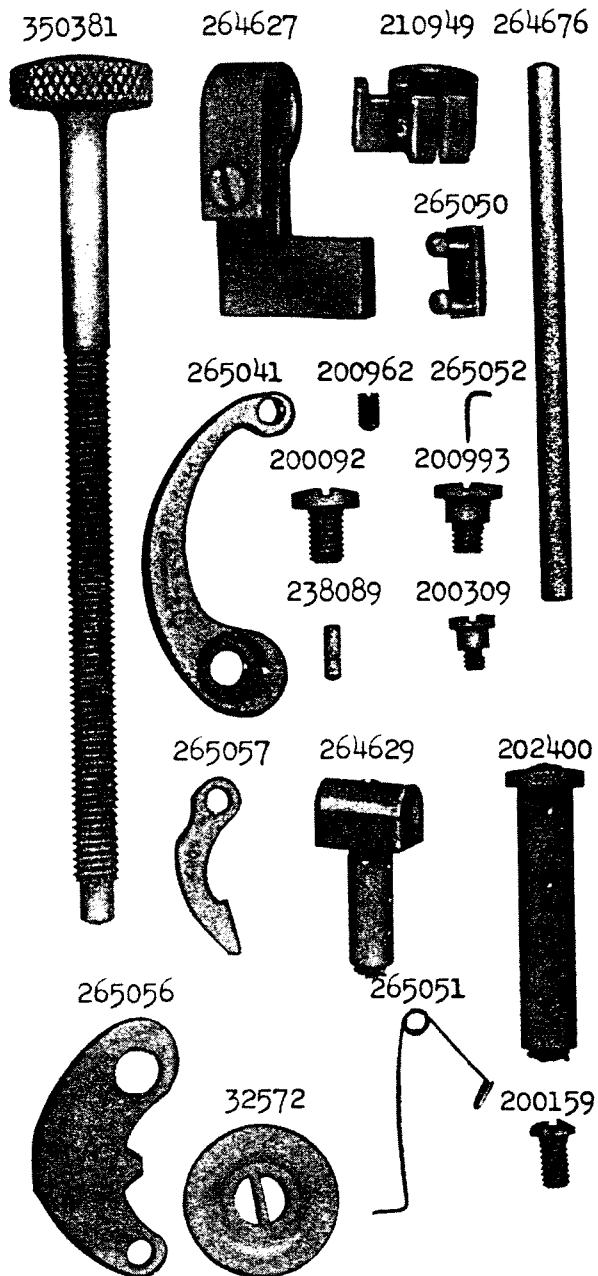


PLATE 16115 - FULL SIZE

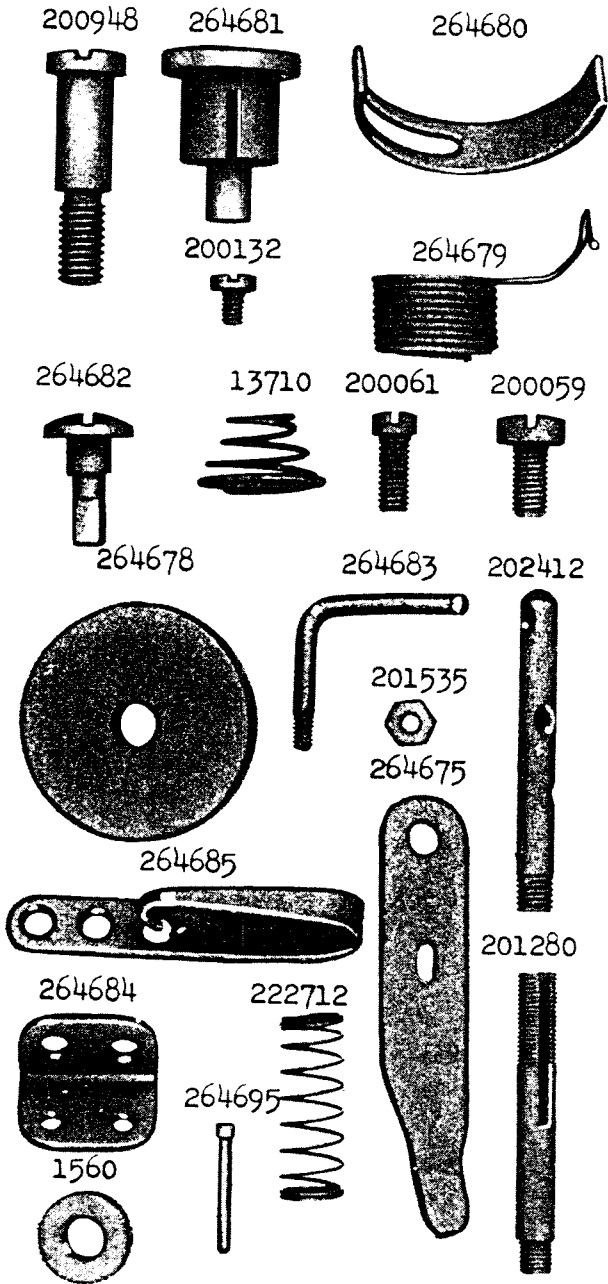


PLATE 16116 - FULL SIZE

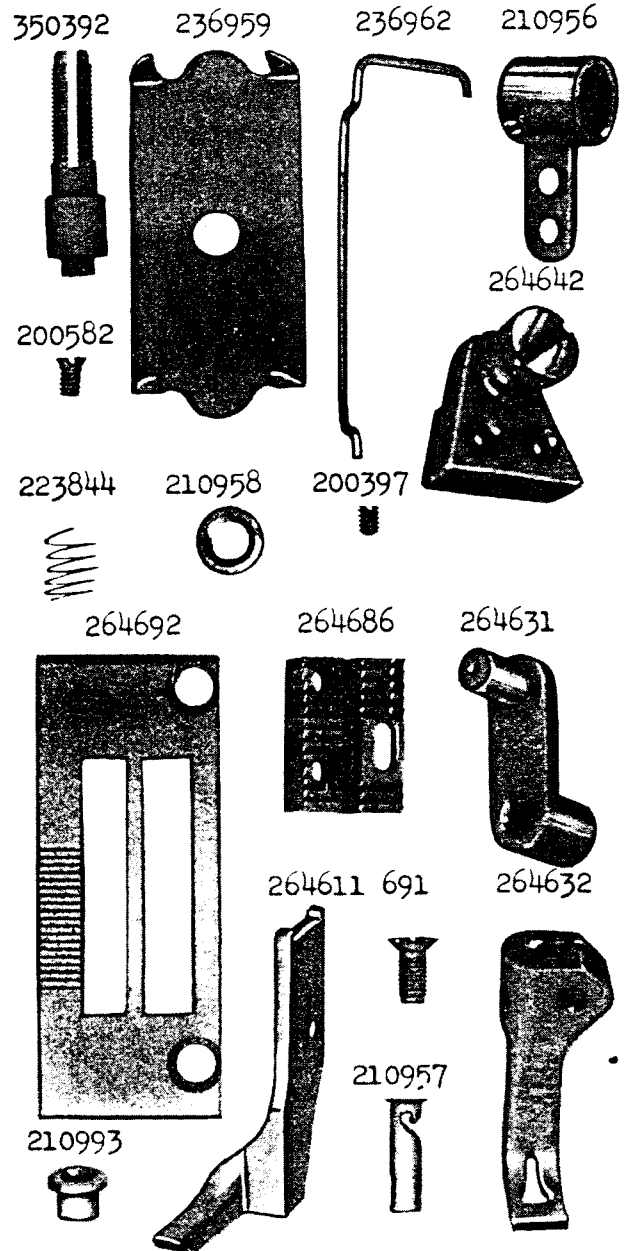




PLATE 16117 - ONE-FOURTH SIZE

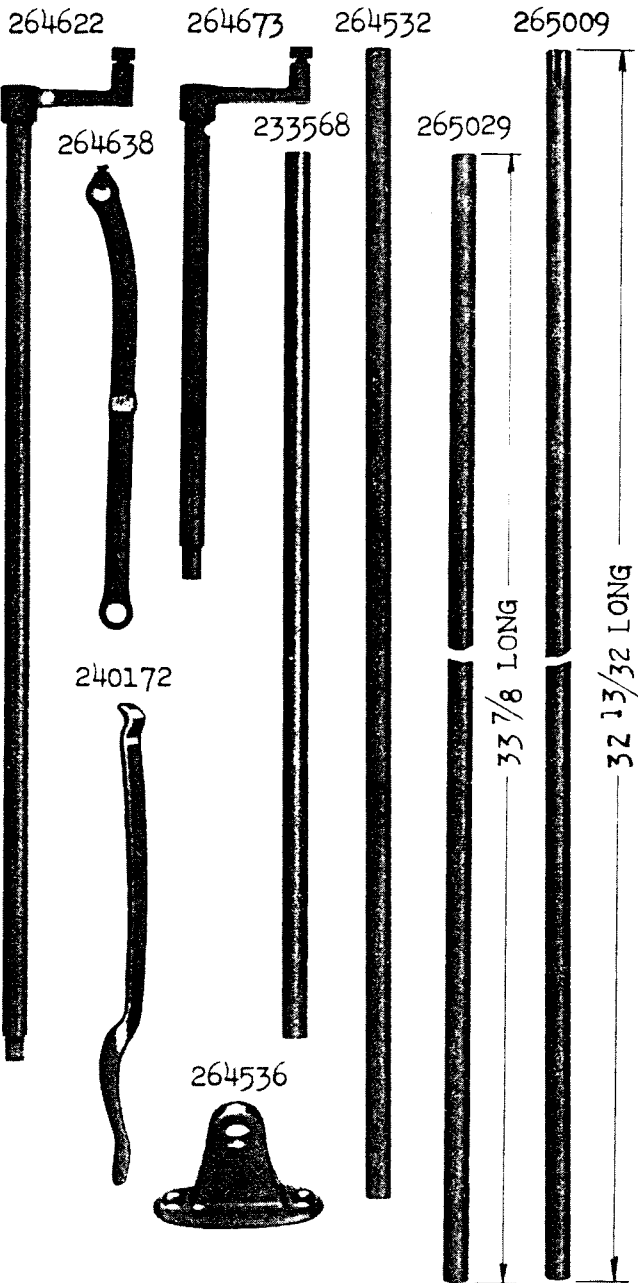


PLATE 16118 - FULL SIZE

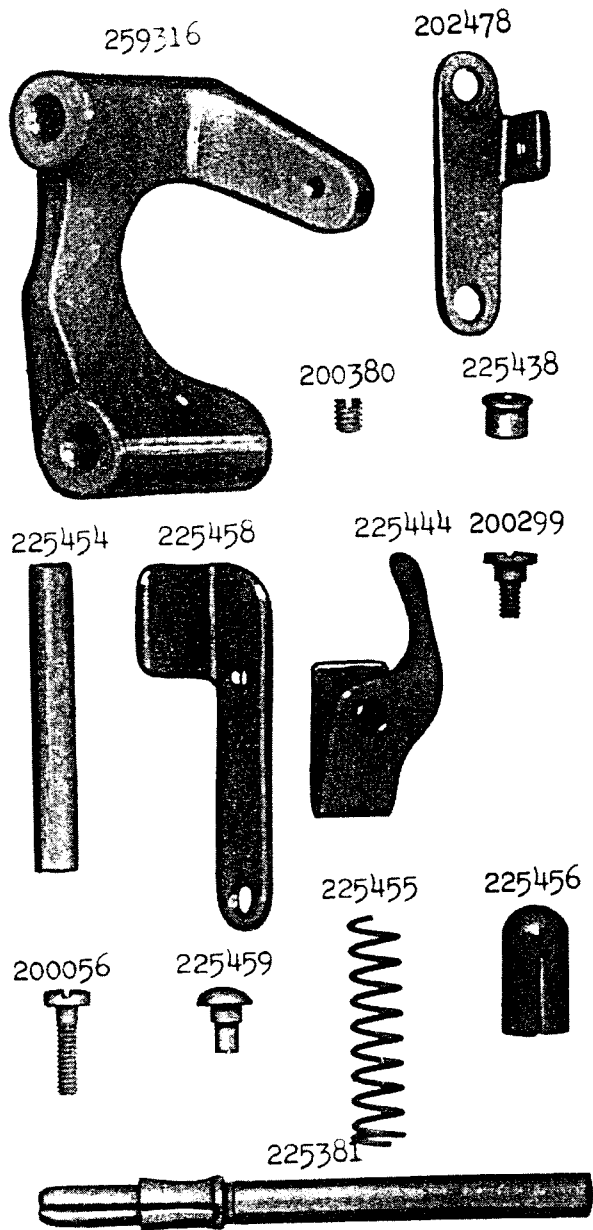


PLATE 16119 - FULL SIZE




PLATE 16120 - ONE-FOURTH SIZE

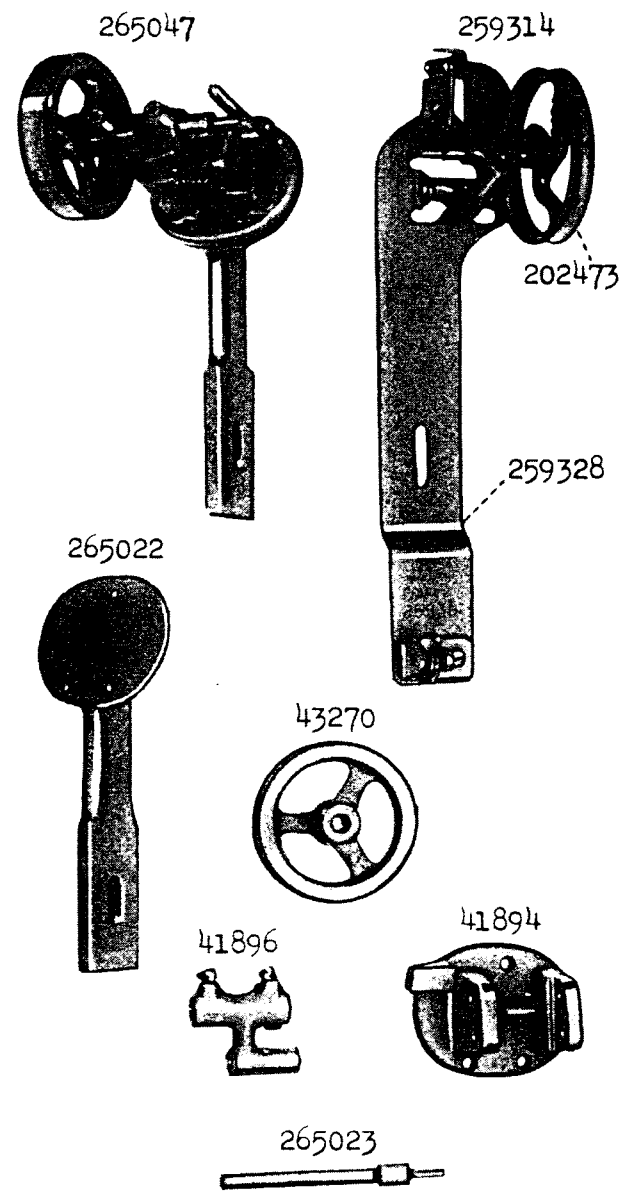


PLATE 16121 - ONE-FOURTH SIZE

264531






PLATE 16122 - ONE-FOURTH SIZE

233567



236787



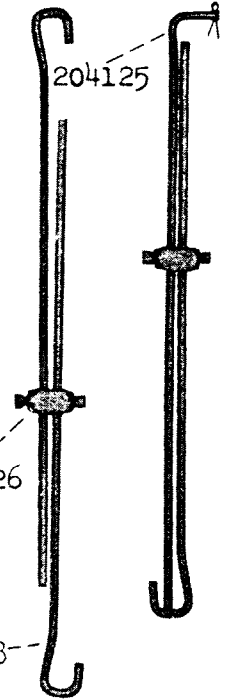


227980

202469

233566

233565

204125



264530

264533

264529

