

**SINGER**  
**153W104**

Form 3187w  
(159)  
Printed In U.S.A.

LIST OF PARTS COMPLETE  
FOR  
MACHINE NO.153w104

THE SINGER COMPANY

## INSTRUCTIONS FOR ORDERING

In ordering from this list, use **ONLY** the **PART** number on the **FIRST** column.

The number stamped on a Sewing Machine Part is the number of the Single Part only, except when the part includes Set Screws, Clamping Screws, Studs and Rollers Spun on, Small Wires riveted, or Parts soldered together, etc., which it is necessary to furnish in combination.

Every combination of parts sent out has its specific number which, although not stamped on Parts (except in above case) must be used when ordering the combination.

Each number always indicates the **SAME PART** in whatever list it appears, or for whatever Machine.

The letters after some of the numbers indicate the style of finish only, as follows:

AL	Heat Treated for Toughness.
ALX	Heat Treated for Toughness and Black Oxide.
B	Polished, Nickel Plated and Buffed.
C	Hardened only.
D	Polished only.
E	Soft, Not polished.
F	Hardened and Polished.
R	Merlized
X	Black Oxide, for Iron and Steel.
XC	Hardened and Black Oxide, for Iron and Steel.

These letters **MUST BE USED** when they appear in the list and **AFTER** the number, as in the list.

In this series:

1 to 1500, 200001 to 201500 and 350001 to 351500 are Screw Numbers.  
1501 to 1800, 201501 to 201800 and 351501 to 351800 are Nut Numbers.  
1801 to 2000, 201801 to 202000 and 351801 to 352000 are Roller Numbers.  
2001 to 50000 and 202001 to 350000 are Numbers of Machine Parts.

The figures in the second column refer only to the plate in which the illustration of the part is shown and are **NOT TO BE USED** in ordering. These Plates are in Form 20500, Illustrations of Parts.

Parts marked with an asterisk (\*) are furnished only when repairs are made at the factory.

LIST OF PARTS COMPLETE

FOR

MACHINE NO. 153w104

HIGH SPEED, SINGLE NEEDLE, LOCK STITCH,  
 COMPOUND FEED, HORIZONTAL CYLINDER MACHINE,  
 VERTICAL AXIS HOOK, ALTERNATING PRESSERS,  
 MECHANICAL OPENER, FOUR MOTION FEED MECHANISM,  
 SAFETY CLUTCH TO PROTECT THE HOOK FROM  
 DAMAGE IN CASE OF ACCIDENTAL STRAIN,  
 STITCH LENGTH ADJUSTED BY TURNING A  
 KNURLED SPINDLE IN THE ARM SHAFT,  
 MAXIMUM LENGTH OF STITCH 7 TO THE INCH,  
 FOR CLOSING SPRING FILLED CUSHIONS.

No.	Plate	Name
*240679	-----	Arm with 202135
224002	16940	Arm Cap
200278X	16940	Arm Cap Screw
202248	16940	Arm Cap Screw Washer
204235	16941	Arm Position Pin (2)
200004E	16941	Arm Screw (3)
202005	16941	Arm Screw Washer (3)
240680	16940	Arm Shaft with 224392 and 350431E
223607	16940	Arm Shaft Bushing (back) with 202260
202260	16940	Arm Shaft Bushing (back) Oil Packing (wick)
200338C	16940	Arm Shaft Bushing (back) Set Screw
207080	16940	Arm Shaft Bushing (front) with 202244
202244	16940	Arm Shaft Bushing (front) Oil Packing (wick)
200502X	16940	Arm Shaft Bushing (front) Oil Packing Thumb Screw
350533E	16940	Arm Shaft Bushing (front) Set Screw
264159	16940	Arm Shaft Bushing (front) Set Screw 350533E with two 201522E
201522E	16940	Arm Shaft Bushing (front) Set Screw Lock Nut
224195	16941	Arm Shaft Connection Belt (reinforced neoprene)
224104	16941	Arm Shaft Connection Belt Pulley with 200327C, 200602C and two 202253
200602C	16941	Arm Shaft Connection Belt Pulley Position Screw
200327C	16941	Arm Shaft Connection Belt Pulley Set Screw

PARTS FOR MACHINE NO. 153w104

No.	Plate	Name
202253	16941	Arm Shaft Connection Belt Pulley Spring Flange
240681	16945	Arm Shaft Connection Belt Timing Plate
200164B	16945	Arm Shaft Connection Belt Timing Plate Screw (2)
224392	16940	Arm Shaft Oil Packing (wick)
350431E	16940	Arm Shaft Oil Packing Stop Screw
*240643	-----	Bed (cylinder) with 201461C and 240647
240644	16946	Bed (cylinder) End Cover and Cap
213890	16935	Bed Base (4 in. high)
203184	16935	Bed Clamp
200262X	16935	Bed Clamp Hinge Screw
202622	16935	Bed Clamp Packing Washer
200728X	16935	Bed Clamp Thumb Screw
203185	16935	Bed Clamp Washer
202618	16935	Bed Hinge
201110X	16935	Bed Hinge Screw (6)
221174	16935	Bed Slide (back)
233643	16935	Bed Slide Clamp Plate (back)
203470	17024	Bobbin
*235099	-----	Bobbin Case
203648	17024	Bobbin Case Latch
*202056	-----	Bobbin Case Latch Pin
203473	17024	Bobbin Case Latch Plunger
203474	17024	Bobbin Case Latch Spring
233636	17024	Bobbin Case Lever
*233640	-----	Bobbin Case Lever Eccentric
221147	17024	Bobbin Case Lever Eccentric Position Pin
203576	17024	Bobbin Case Lever Fulcrum with 203579
200110D	17024	Bobbin Case Lever Fulcrum Screw
203578	17024	Bobbin Case Lever Slide
203579	17024	Bobbin Case Lever Slide Stud
241674	17024	Bobbin Case Oiling Felt
241675	17024	Bobbin Case Oiling Felt Retainer
350405C	17024	Bobbin Case Oiling Felt Retainer Screw
203214	17024	Bobbin Case Tension Spring
200984C	17024	Bobbin Case Tension Spring Regulating Screw
200594E	17024	Bobbin Case Tension Spring Screw
203216	17024	Bobbin Case Washer (cloth)
235100	17024	Bobbin Case complete, Nos. 200594E, 200984C, 202056, 203214, 203216, 203473, 203474, 203648, 235099, 241674, 241675 and two 350405C
240179	16943	Face Plate with 201650X and 350432XC
202135	16943	Face Plate Position Pin
200473X	16943	Face Plate Thumb Screw
240605	16945	Feed Bar
200549C	16945	Feed Bar Hinge Screw
240678	16945	Feed Bar Oiling Felt
240645	16946	Feed Dog, 38 needle hole, for 240648

PARTS FOR MACHINE NO.153w104

No.	Plate	Name
200544E	16961	Feed Dog Screw
224106	16941	Feed Driving Connection with 200049D and 202277
350410C	16941	Feed Driving Connection Hinge Screw
201517E	16941	Feed Driving Connection Hinge Screw Nut
202277	16941	Feed Driving Connection Hinge Screw Oil Packing (wick)
202277	16941	Feed Driving Connection Oil Packing (wick)
200049D	16941	Feed Driving Connection Pinch Screw
202300	16941	Feed Driving Eccentric Regulating Bracket
224107	16941	Feed Driving Eccentric Regulating Bracket 202300 with 224108 two each 200256C and 201525E
224108	16941	Feed Driving Eccentric Regulating Bracket Flange with 200383C and 200437C
200437C	16941	Feed Driving Eccentric Regulating Bracket Flange Position Screw
200383C	16941	Feed Driving Eccentric Regulating Bracket Flange Set Screw
200256C	16941	Feed Driving Eccentric Regulating Bracket Hinge Screw
201525E	16941	Feed Driving Eccentric Regulating Bracket Hinge Screw Nut
202301	16941	Feed Driving Eccentric Regulating Bracket Plunger
202595	16941	Feed Driving Eccentric Regulating Bracket Plunger Spring
200607C	16941	Feed Driving Eccentric Regulating Bracket Plunger Spring Stop Screw
200256C	16941	Feed Driving Eccentric Regulating Bracket Stop Screw
201525E	16941	Feed Driving Eccentric Regulating Bracket Stop Screw Nut
200429F	16941	Feed Driving Eccentric Regulating Screw
200383C	16941	Feed Driving Eccentric Regulating Screw Check Screw
240606	16945	Feed Driving Rock Shaft with 200066D
235021	16945	Feed Driving Rock Shaft Bushing
200346C	16945	Feed Driving Rock Shaft Bushing Set Screw
240668	16945	Feed Driving Rock Shaft Collar with 200113F
200113F	16945	Feed Driving Rock Shaft Collar Set Screw
240687	16945	Feed Driving Rock Shaft Crank with 200050C
200050C	16945	Feed Driving Rock Shaft Crank Pinch Screw
200066D	16945	Feed Driving Rock Shaft Pinch Screw
240688	16945	Feed Lifting Eccentric with 200386C and 201418C
201418C	16945	Feed Lifting Eccentric Position Screw
200386C	16945	Feed Lifting Eccentric Set Screw
240607	16945	Feed Lifting Fork
240608	16945	Feed Lifting Fork Gib (adjustable)
350132C	16945	Feed Lifting Fork Gib Screw (2)
240691	16945	Feed Lifting Fork Oiling Felt (upper)

PARTS FOR MACHINE NO. 153w104

No.	Plate	Name
240613	16940	Feed Regulating Spindle with 202443, 202619 and 240614
*240614	-----	Feed Regulating Spindle Head
202443	16940	Feed Regulating Spindle Head Pin
202619	16940	Feed Regulating Spindle Head Position Pin
249136	16946	Foot Lifter Lifting Lever
200262X	16935	Foot Lifter Lifting Lever Hinge Screw
227561	16935	Foot Lifter Lifting Lever Spring
264160	16495	Foot Lifter Lifting Lever Stop Finger
*203522	-----	Hook (sewing)
203523	17024	Hook 203522 with 203525 and two 201253F
238250	17024	Hook and Bobbin Case complete, Nos. 203523 and 235100
233697	17024	Hook Bevel Gear Socket, 18 teeth
200556X	17024	Hook Bevel Gear Socket Screw
240702	16945	Hook Bevel Pinion with three 350485ALX
350485ALX	16945	Hook Bevel Pinion Set Screw
240646	16945	Hook Driving Shaft
235021	16945	Hook Driving Shaft Bushing (back)
200362C	16945	Hook Driving Shaft Bushing (back) Set Screw
240647	16945	Hook Driving Shaft Bushing (front)
201461C	16945	Hook Driving Shaft Bushing (front) Position Screw
203244	16945	Hook Driving Shaft Collar with two 200393C
200393C	16945	Hook Driving Shaft Collar Set Screw
240623	16945	Hook Driving Shaft Lock Ratchet with 200354C and 200362C
200354C	16945	Hook Driving Shaft Lock Ratchet Position Screw
200362C	16945	Hook Driving Shaft Lock Ratchet Set Screw
265044	16945	Hook Driving Shaft Lock Stud
248423	16945	Hook Driving Shaft Lock Stud Cotter Pin
265045	16945	Hook Driving Shaft Lock Stud Socket
248425	16945	Hook Driving Shaft Lock Stud Spring
265046	16945	Hook Driving Shaft Lock Stud complete, Nos. 248423, 248425, 265044 and 265045
240621	16945	Hook Driving Shaft Oil Tube (brass)
203525	16916	Hook Gib
201253F	16916	Hook Gib Screw
240738	16916	Hook Saddle with 206758 and 233708
240737	16916	Hook Saddle complete, Nos. 200110D, 200556X, 203576, 203578, 233636, 233697, 238237, 238250 and 240738
206758	16916	Hook Saddle Oil Packing (wick)
233708	16916	Hook Saddle Oiling Felt
200541E	16916	Hook Saddle Screw (2)
225837	16916	Hook Saddle Screw Washer (2)
238237	16916	Hook Washer with 233640 and three 221147
240205	16934	Lifting Bell Crank

## PARTS FOR MACHINE NO. 153w104

No.	Plate	Name
200996C	16934	Lifting Bell Crank Cap Screw
240125	16934	Lifting Bell Crank Link
350172C	16058	Lifting Bell Crank Link Screw Stud
201524E	16058	Lifting Bell Crank Link Screw Stud Nut
240203	16640	Lifting Eccentric with 200382ALX and 200398C
240126	16640	Lifting Eccentric Connection
240171	16640	Lifting Eccentric Connection Crank with 200029E and 248821
248821	16640	Lifting Eccentric Connection Crank Oil Packing (wick)
200029E	16640	Lifting Eccentric Connection Crank Pinch Screw
200398C	16640	Lifting Eccentric Position Screw
200382ALX	16640	Lifting Eccentric Set Screw
240135	16637	Lifting Presser Foot, for 240158
200074F	16637	Lifting Presser Foot Screw
240136	16058	Lifting Rock Shaft with 201524E and 350172C
240174	16058	Lifting Rock Shaft Bushing (2)
237577	16107	Machine Pulley (belt groove 4 in. diam.) with two 200338C
200338C	16107	Machine Pulley Set Screw
240219	16933	Needle Bar with 200125ALX, 200175D and 240499
238251	16933	Needle Bar Connecting Link
264718	16933	Needle Bar Connecting Link Oil Guard
201183D	16933	Needle Bar Connecting Link Oil Guard Screw
202333	16933	Needle Bar Connecting Link Stud with 202299
202299	16933	Needle Bar Connecting Link Stud Oil Packing (wick)
200374AL	16933	Needle Bar Connecting Link Stud Set Screw
200383C	16130	Needle Bar Connecting Link Stud Set Screw
208552	16933	Needle Bar Connecting Stud with 200086ALX and 202330
202330	16933	Needle Bar Connecting Stud Oil Packing (wick)
200086ALX	16933	Needle Bar Connecting Stud Pinch Screw
202692	16933	Needle Bar Crank with 200335C, 200374AL, 200383C, 200428C and 202333
240137	16933	Needle Bar Crank 202692 with 202399, 202400, 208552, 238251 and 240139
203172	16933	Needle Bar Crank Friction Washer
200428C	16933	Needle Bar Crank Position Screw
200335C	16933	Needle Bar Crank Set Screw
240138	16933	Needle Bar Rock Frame
210910	16933	Needle Bar Rock Frame Hinge Stud with 202277
202277	16933	Needle Bar Rock Frame Hinge Stud Oil Packing (wick)
200347AL	16933	Needle Bar Rock Frame Hinge Stud Set Screw
202666	16933	Needle Bar Rock Frame Position Bracket
200098F	16933	Needle Bar Rock Frame Position Bracket Screw
223690	16058	Needle Bar Rock Frame Rock Shaft



PARTS FOR MACHINE NO.153w104

No.	Plate	Name
223691	16058	Needle Bar Rock Frame Rock Shaft 223690 with 200387C and 210920
264112	16058	Needle Bar Rock Frame Rock Shaft Crank with 200029E
240624	16941	Needle Bar Rock Frame Rock Shaft Crank Connection with 202277
200833C	16941	Needle Bar Rock Frame Rock Shaft Crank Connection Hinge Screw
201522E	16941	Needle Bar Rock Frame Rock Shaft Crank Connection Hinge Screw Nut
202277	16941	Needle Bar Rock Frame Rock Shaft Crank Connection Oil Packing (wick)
200029E	16058	Needle Bar Rock Frame Rock Shaft Crank Pinch Screw
202668	16058	Needle Bar Rock Frame Slide Block
210920	16058	Needle Bar Rock Frame Slide Block 202668 with 201141C
201141C	16058	Needle Bar Rock Frame Slide Block Screw Stud
200387C	16058	Needle Bar Rock Frame Slide Block Screw Stud Set Screw
240499	16933	Needle Bar Thread Guide
200175D	16933	Needle Bar Thread Guide Screw
200125ALX	16933	Needle Set Screw
208566	16934	Presser Bar with 200074F
207072	16934	Presser Bar Bushing (2)
200352AL	16934	Presser Bar Bushing Set Screw (2)
264525	16934	Presser Bar Lifter
200653C	16934	Presser Bar Lifter Hinge Screw
264526	16934	Presser Bar Lifting Bracket with 200054E
200975F	16934	Presser Bar Lifting Bracket Guide Screw
200054E	16934	Presser Bar Lifting Bracket Pinch Screw
202337	16934	Presser Bar Position Guide
202338	16934	Presser Bar Position Guide Lever with 200086ALX
200086ALX	16934	Presser Bar Position Guide Lever Pinch Screw
200352AL	16934	Presser Bar Position Guide Set Screw
237836	16943	Presser Bar Spring (flat)
210949	16934	Presser Bar Spring Bracket with 200086ALX
200086ALX	16934	Presser Bar Spring Bracket Pinch Screw
201410F	16943	Presser Bar Spring Regulating Screw
200948F	16943	Presser Bar Spring Support Screw
265032	16945	Safety Clutch Hook Driving Shaft Position Collar with two 201254C
201254C	16945	Safety Clutch Hook Driving Shaft Position Collar Set Screw
240519	16945	Safety Clutch Locking Lever
240520	16945	Safety Clutch Locking Lever Connecting Link
240536	16945	Safety Clutch Locking Lever Hinge Stud

PARTS FOR MACHINE NO. 513w104

No.	Plate	Name
200364C	16945	Safety Clutch Locking Lever Hinge Stud Set Screw
265102	16945	Safety Clutch Locking Lever Spring
240641	16945	Safety Clutch Locking Lever Spring Hinge Stud (eccentric)
200364C	16945	Safety Clutch Locking Lever Spring Hinge Stud Set Screw
240639	16945	Safety Clutch Pulley with 202253 and two 200364C
202253	16945	Safety Clutch Pulley Spring Flange
265057	16945	Safety Clutch Throw-in Latch
240522	16945	Safety Clutch Throw-in Latch Pin
265051	16945	Safety Clutch Throw-in Latch Spring
240642	16945	Safety Clutch complete, Nos. 240519, 240520, 240522, 240536, 240639, 240641, 265032, 265051, 265057 and 265102
240139	16933	Take-up Lever
202399	16933	Take-up Lever Driving Stud with 244071
244071	16615	Take-up Lever Driving Stud Oil Packing (wick)
202400	16933	Take-up Lever Hinge Stud with 202423
202423	16933	Take-up Lever Hinge Stud Oil Packing (wick)
200363AL	16933	Take-up Lever Hinge Stud Set Screw
240023	16927	Tension Bracket with 201224X and 236060
200159F	16927	Tension Bracket Screw
240446	16927	Tension Bracket complete, Nos. 200978X, 201199F, 204271, 223438, 223703, 223704, 223706, 240023, 267368, two each 200309E, 201572X and 244048
244048	16927	Tension Disc
236060	16927	Tension Disc Position Pin
223703	16927	Tension Release Lever
235576	14345	Tension Release Lever Rod
200309E	16927	Tension Release Lever Screw
223704	16927	Tension Release Plunger
240500	16946	Tension Release Slide
240142	14345	Tension Release Slide Spring
204271	16927	Tension Release Washer
223438	16927	Tension Spring
201224X	16927	Tension Stud
201572X	16927	Tension Thumb Nut
223706	16927	Thread Controller Disc
200978X	16927	Thread Controller Disc Screw
267368	16946	Thread Controller Spring
240627	16927	Thread Controller Spring Stop
200132E	16927	Thread Controller Spring Stop Screw
201199F	16927	Thread Controller Stud with 204925
200061ALX	16927	Thread Controller Stud Set Screw
201572X	16927	Thread Controller Stud Thumb Nut
204925	16927	Thread Controller Stud Washer
202412	16940	Thread Guide

PARTS FOR MACHINE NO. 153w104

No.	Plate	Name
224040	16927	Thread Guide
267246	19104	Thread Guide (upper)
200582X	16927	Thread Guide Screw (2)
241755	16943	Thread Lubricator Oil Pad (felt)
237845	16943	Thread Lubricator Oil Pad Holder
240439	16943	Thread Lubricator Oil Pad Retainer
241758	16943	Thread Lubricator Oil Reservoir
241759	16943	Thread Lubricator Oil Wick
350432XC	16943	Thread Lubricator Screw
201650X	16943	Thread Lubricator Screw Nut
214838	16943	Thread Lubricator Screw Washer
237846	16943	Thread Lubricator complete, Nos. 214838, 237845, 240439, 241755, 241758 and 241759
240034	16927	Thread Retainer
200355X	16927	Thread Retainer Set Screw
240648	16946	Throat Plate and Slide Plate (front) for 240645 ✓
200577AL	18924	Throat Plate Screw
240183	16934	Vibrating Presser Bar
240184	16934	Vibrating Presser Bar Connecting Link
240185	16934	Vibrating Presser Bar Extension with 204264 and 240186
240186	16934	Vibrating Presser Bar Extension Collar
204264	16934	Vibrating Presser Bar Extension Collar Pin
202277	16934	Vibrating Presser Bar Oil Packing (wick)
240188	16934	Vibrating Presser Bar Spring
350299C	16934	Vibrating Presser Bar Thumb Screw
240158	14374	Vibrating Presser Foot, 40 needle hole, with 201015X, for 240135
201015X	14374	Vibrating Presser Foot Pinch Screw

## ACCESSORIES

No.	Plate	Name
203470	16916	Bobbin (2)
227104	16936	Drip Pan (cast iron, square) with one wood screw 1-1/4 in., No. 14 F.H. Black
51078	16936	Machine Bolt (4)
6055	16936	Machine Bolt Washer (4)
41401	16936	Machine Rest Pin (wood)
135x17	-----	Needles, six, size 22
120342	16936	Oiler (copper plated) with 120343
120343	16936	Oiler Spout (3-1/2 in. long)
225498	16936	Screw Driver (7-1/4 in. long)
228476	16936	Screw Driver (Bobbin Case)
225554	16936	Wrench (steel)

### BOBBIN WINDER

(SWINGING AUTOMATIC, RIGHT HAND)

For 5/16 Inch Round Belt Drive

259428	16615	Bobbin Winder Brake (leather)
259429	16615	Bobbin Winder Brake Clamp
200113F	16615	Bobbin Winder Brake Clamp Screw
225453	16615	Bobbin Winder Frame with 244071 and 259660
225454	16615	Bobbin Winder Frame Hinge Pin
244071	16615	Bobbin Winder Frame Oil Packing (wick)
259660	16615	Bobbin Winder Frame Oil Well Washer
225455	16615	Bobbin Winder Frame Spring
225456	16615	Bobbin Winder Frame Spring Plunger
225368	16615	Bobbin Winder Pulley with 200380C
200380C	16615	Bobbin Winder Pulley Set Screw
225381	16615	Bobbin Winder Spindle
225444	16615	Bobbin Winder Stop Latch
200056E	16615	Bobbin Winder Stop Latch Screw
225458	16615	Bobbin Winder Stop Latch Thumb Lever
225459	16615	Bobbin Winder Stop Latch Thumb Lever Hinge Stud

## ACCESSORIES

No.	Plate	Name
225459	16615	Bobbin Winder Stop Latch Thumb Lever Joint Stud
202478	16615	Bobbin Winder Stop Latch Trip Lever
200299X	16615	Bobbin Winder Stop Latch Trip Lever Hinge Screw
225461	16615	Bobbin Winder Tension Bracket with 201499X
200082D	16615	Bobbin Winder Tension Bracket Screw
228026	16615	Bobbin Winder Tension Bracket Screw Washer
2102	16615	Bobbin Winder Tension Disc
13710	16615	Bobbin Winder Tension Spring
201499X	16615	Bobbin Winder Tension Stud
201572X	16615	Bobbin Winder Tension Stud Thumb Nut
225462	16615	Bobbin Winder Tension Bracket complete, Nos. 13710, 201572X, 225461 and two 2102
259430	16615	Bobbin Winder and Tension Bracket Base
259431	16615	Universal Bobbin Winder complete, Nos. 200056E, 200082D, 200113F, 200299X, 202478, 225368, 225381, 225444, 225453 to 225456, 225458, 225462, 228026, 259428 to 259430, two each 225459 and wood screws 3/4 in., No. 12, R. H. B.

Note: Bobbin Winder 259431 is furnished with this Machine unless Bobbin Winder 259462 is specified on order.

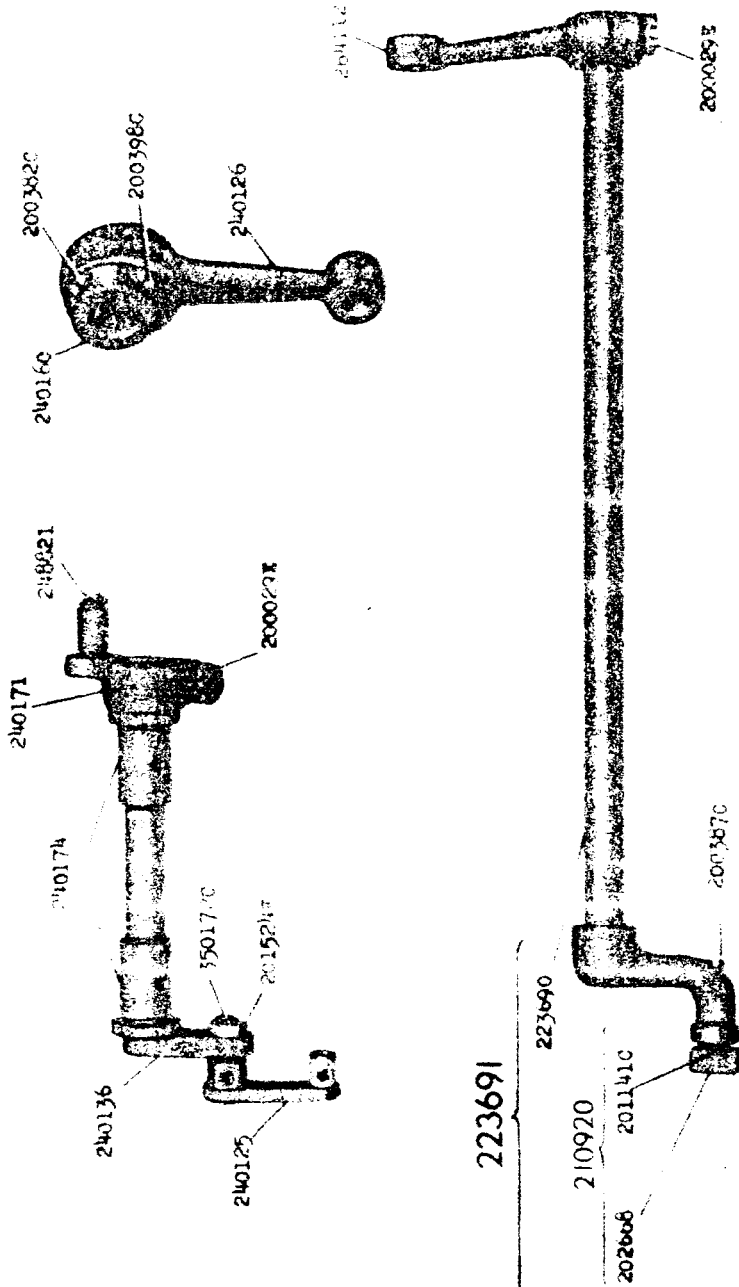
## FOOT LIFTER TREADLE

### FOR FASTENING TO FLOOR

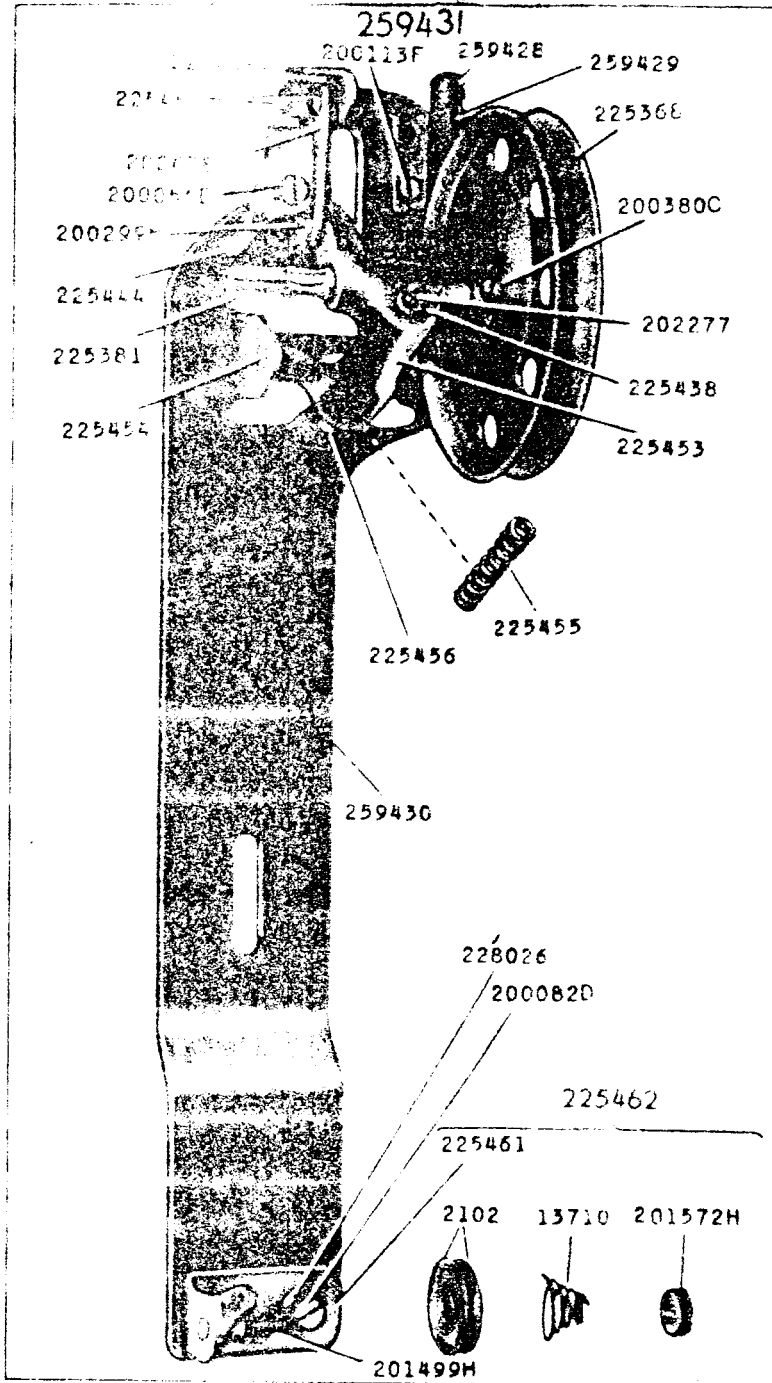
227779	19321	Foot Lifter Lever Chain, 48 in. long, with two 202784
202784	19321	Foot Lifter Lever Chain Hook
228835	19321	Foot Lifter Treadle
228836	19321	Foot Lifter Treadle 228835 with 2718R, 14373 and 50581R
228677	19321	Foot Lifter Treadle Bracket with 200358C
228681	19321	Foot Lifter Treadle Bracket 228677 with two wood screws 1 in., No. 14, F. H. B.
14373	19321	Foot Lifter Treadle Extension
50581R	19321	Foot Lifter Treadle Extension Screw
2718R	19321	Foot Lifter Treadle Extension Screw Washer
228837	19321	Foot Lifter Treadle Shaft
200358C	19321	Foot Lifter Treadle Shaft Set Screw
228839	19321	Foot Lifter Treadle (for fastening to floor) complete, Nos. 227779, 228836, 228837 and two 228681

(Other Foot Lifter Parts are listed with Parts of Machine Head.)

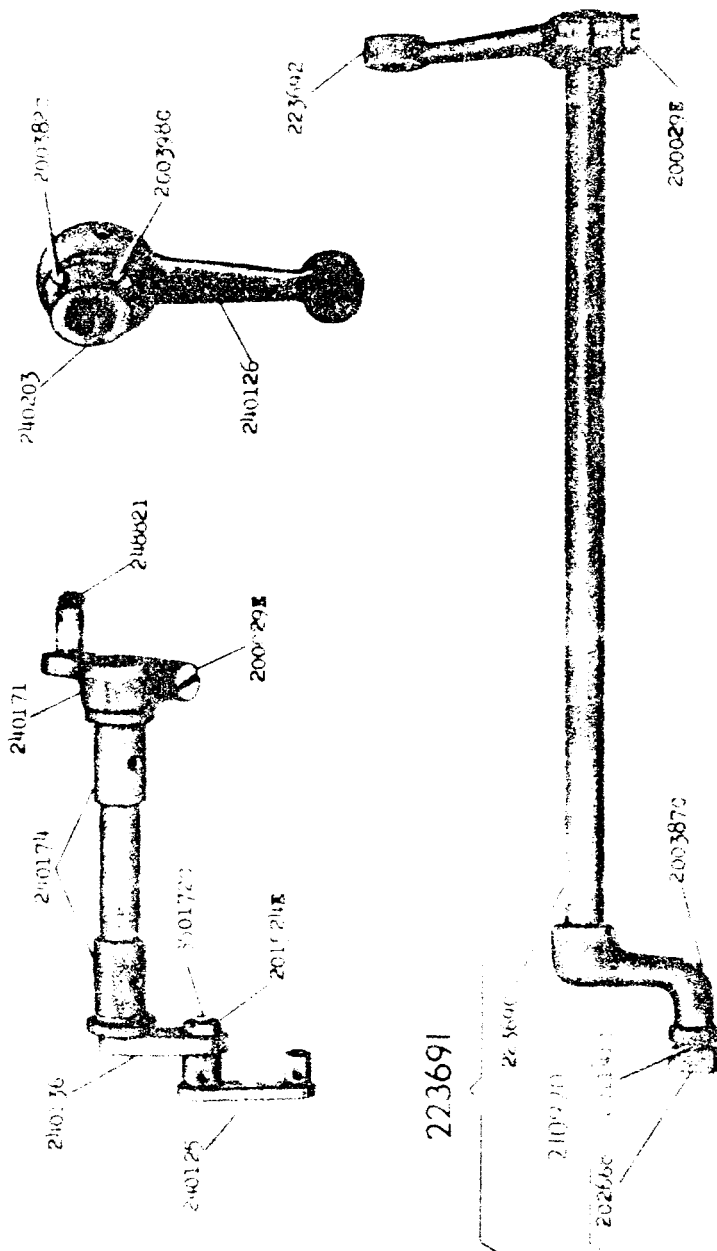
16058 - 1/2



16615 - 1/2



16640 - 1/2

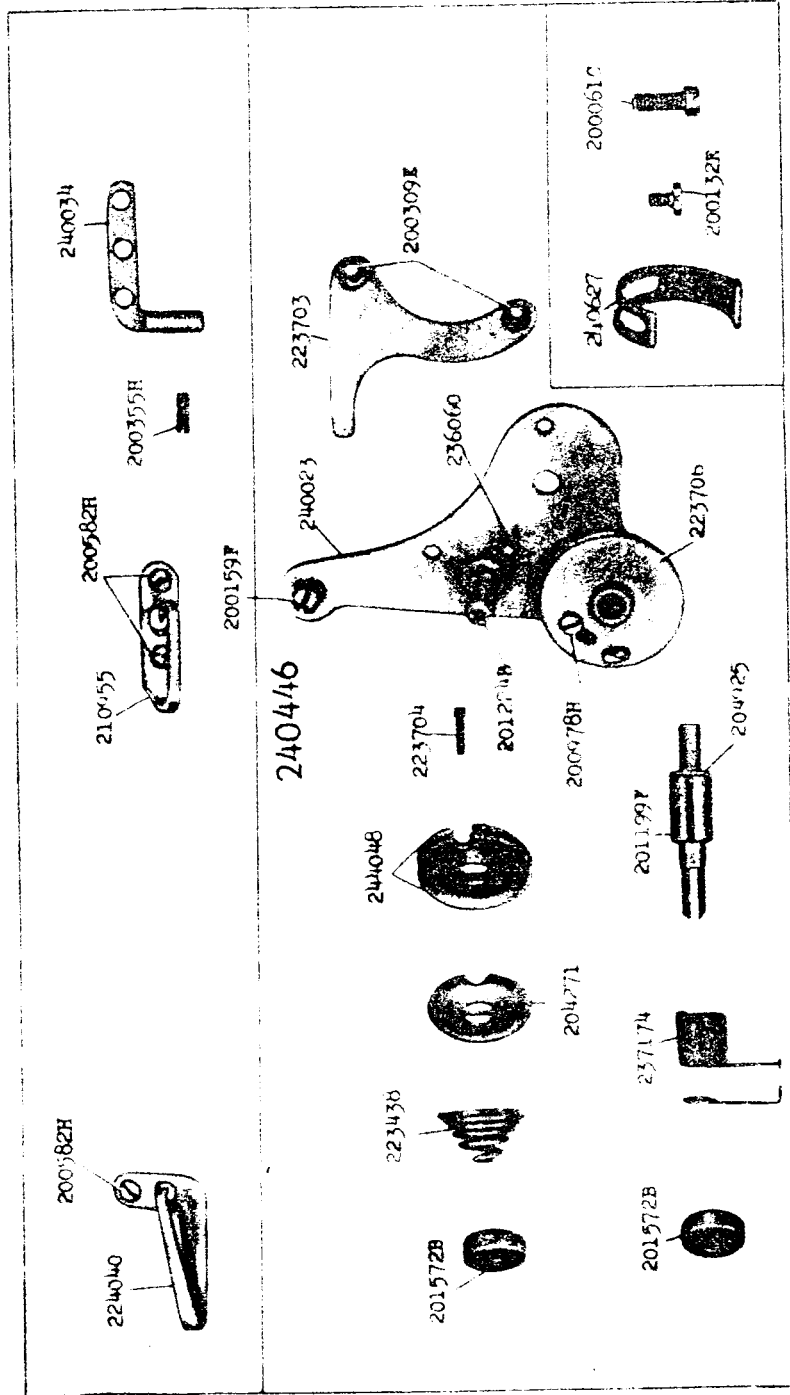


Form 20500 (752)

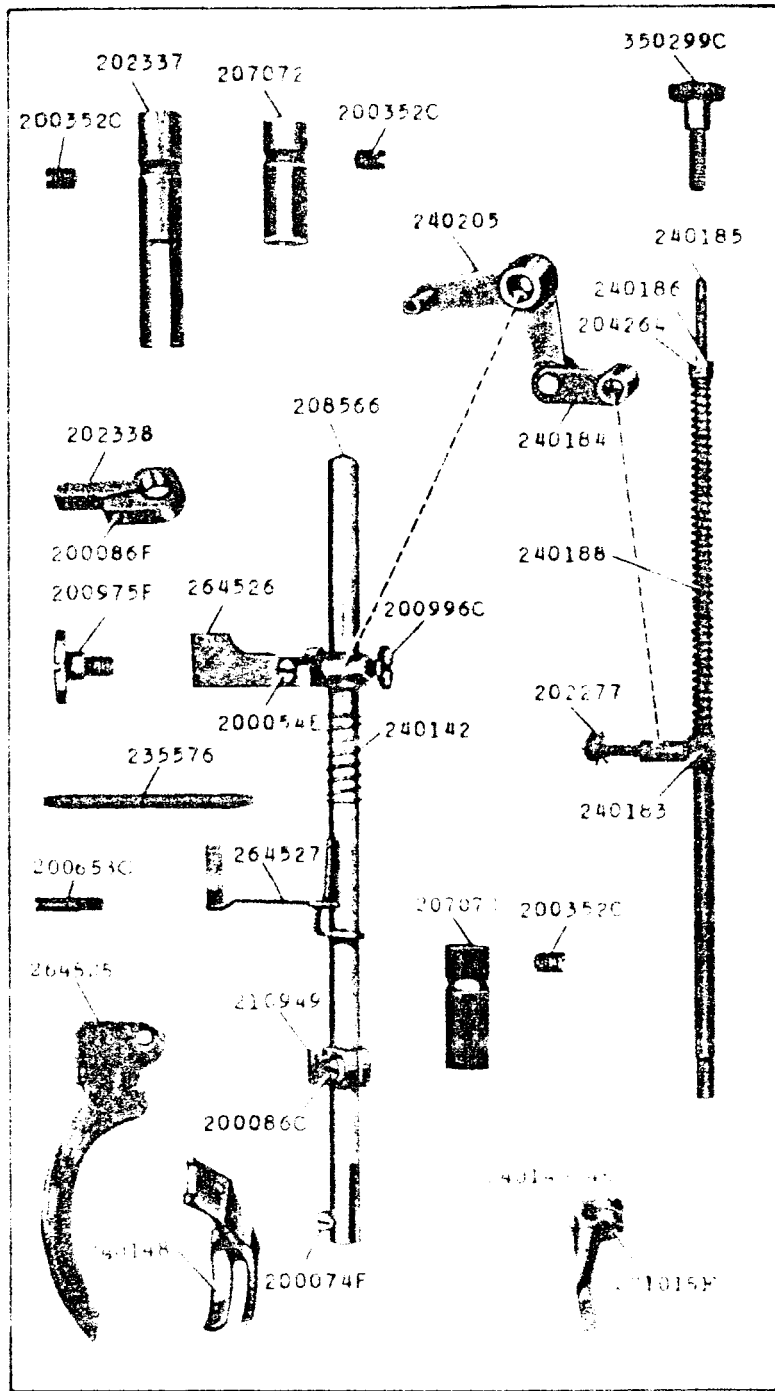
(5)





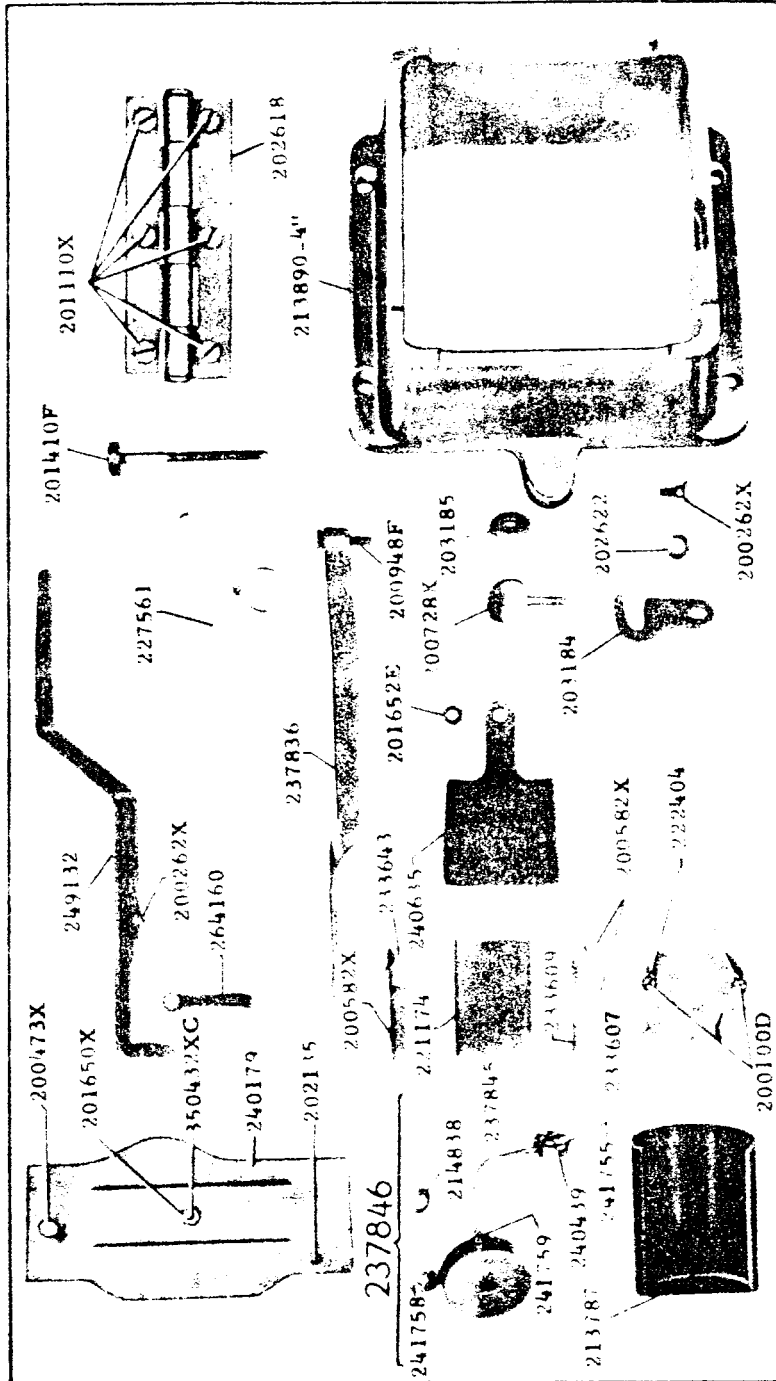


16934 - 1/2

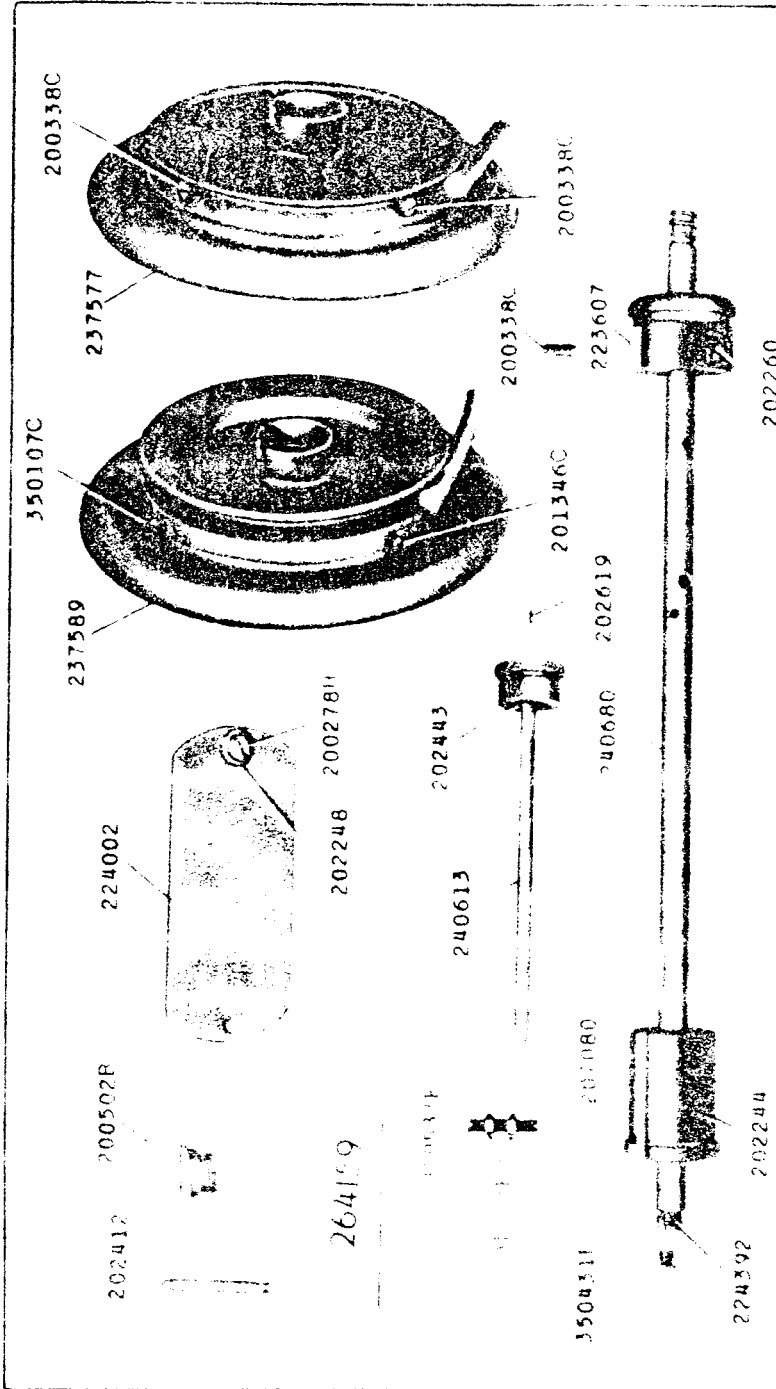




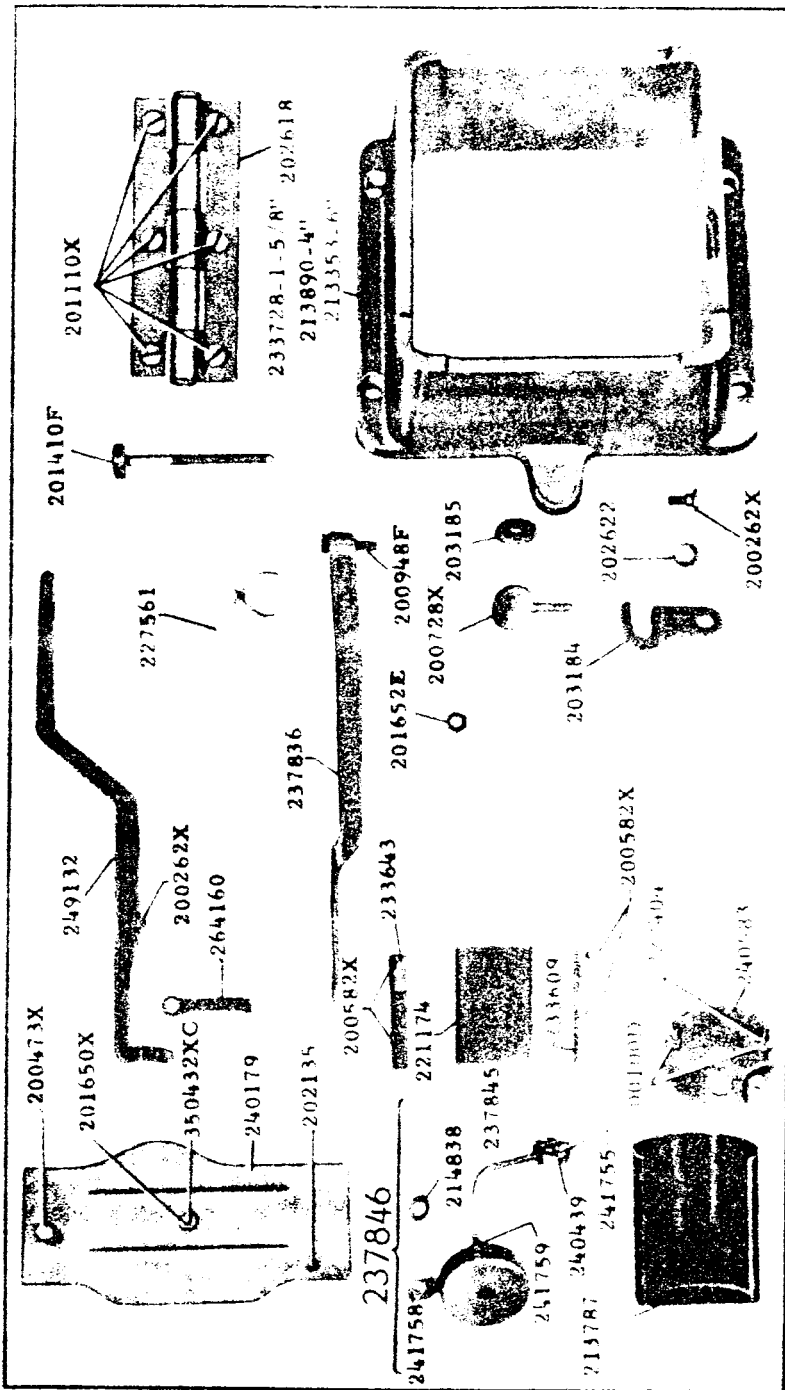
16935 - 1/4



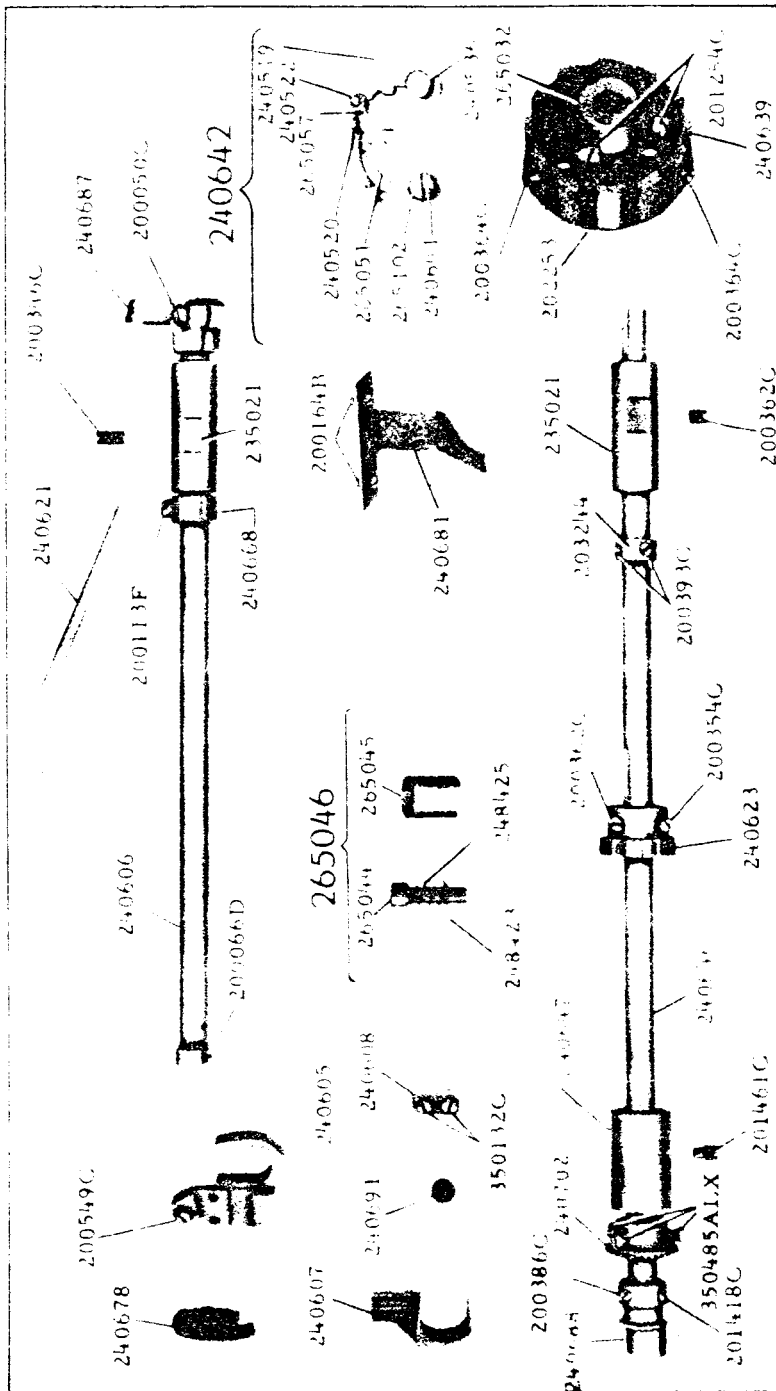
16940 . 1











16946 - 3/8

