

SINGER

16W1,W2,W3,W5,W6,W7,W8,W9,W10

ORM 1426w
REVISED
OCTOBER, 1921

LIST OF PARTS



MACHINES OF CLASS 16w

THE SINGER MANUFACTURING COMPANY

INDEX

	PAGE
ACCESSORIES	86
BOBBIN WINDER	86
FEED DOGS	90
KNEE LIFTER	87
MACHINE No. 16w1	7
“ “ 16w2	16
“ “ 16w3	25
“ “ 16w5	34
“ “ 16w6	43
“ “ 16w7	52
“ “ 16w8	60
“ “ 16w9	69
“ “ 16w10	77
NUMERICAL LIST OF PARTS	101
OBsolete PARTS	99
PRESSER FEET	91
THROAT PLATES	93

Instructions for Ordering

In ordering from this list, use **ONLY** the **PART** number in the **FIRST** column.

The number stamped on a Sewing Machine Part is the number of the Single Part only, except when the part includes Set Screws, Clamping Screws, Studs and Rollers Spun on, Small Wires riveted, or Parts soldered together, etc., which it is necessary to furnish in combination.

Every combination of parts sent out has its specific number which, although not stamped on Parts (except in above cases) must be used when ordering the combination.

Each number always indicates the **SAME PART** in whatever list it appears, or for whatever Machine.

The letters after some of the numbers indicate the style of finish only, as follows:

- A. Hardened, Polished and Plated.
- B. Polished and Plated.
- C. Hardened only.
- D. Polished only.
- E. Soft, not polished.
- F. Hardened and Polished.
- H. Blued.

These letters **MUST BE USED** when they appear in the list and **AFTER** the number, as in the list.

In this series

200001 to 201500 are Screw Numbers.

201501 to 201800 are Nut Numbers.

201801 to 202000 are Roller Numbers.

202001 and upward are numbers of Machine Parts.


The figures in the second column refer only to the plate in which the illustration of the part is shown and are **NOT TO BE USED** in ordering.

Two or more numbers over a cut indicate that the difference between such parts is not visible in an illustration.

Parts marked with an asterisk (*) are furnished only when repairs are made at the factory.

LIST OF PARTS COMPLETE

FOR



MACHINE No. 16w1

TWO NEEDLE, DROP FEED. ONE UNDER THREAD

For Cording, Imitation Cording or Air Tucking.

In gauges from $\frac{1}{16}$ to $\frac{5}{32}$ inch.

No.	Plate	Name
*204528	—	Arm with 200439c, 202036 and 204705
204163	12671	" Cap
200278H	12311	" " Screw
202248	12307	" " " Washer
204235	12671	" Position Pin (2)
200963E	12311	" Screw (3)
202005	12671	" " Washer (3)
204291	—	" Shaft
204705	12670	" " Bushing (front)
200439c	12311	" " " Position Screw ..
204165	12670	" " Connection with four 200054E (2)
200054E	12307	Arm Shaft Connection Screw
204174	12673	Balance Wheel, 5 $\frac{1}{2}$ in. diam. (belt groove 2 $\frac{3}{4}$ in. diam.), with 200328c and 200335c

8

Parts for Machine No 16w1

No.	Plate	Name
200062H	12311	Balance Wheel Adjusting Screw ..
200328c	12311	" " Position Screw
200335c	12311	" " Set Screw
*204872	—	Bed with 202062, 204245, 204393 and two 200516E
202258	12153	Bed Hinge Connection (2)
200570E	12311	" " " Screw (4)
206105	12670	" Slide (back)
204739	12670	" " (front)
204178	12672	Bobbin
208382	—	" Case (solid center bearing) with 204181
204181	—	Bobbin Case Position Finger
204531	12672	" " Tension Spring
200598c	12672	" " " " Reg- ulating Screw
200592c	12672	Bobbin Case Tension Spring Screw
208383	12672	Bobbin Case complete, Nos. 200592c, 200598c, 204531 and 208382
204533	12673	Face Plate with 200366u, 204739, two each 200368u, 202090, 204281 and three 200397H
200053c	12311	Face Plate Screw
204730	12331	" " Thread Guide
200397H	12309	" " " " Set Screw
204874	12673	Face Plate complete, Nos. 200135c, 200319c, 200577H, 204277 to 204280, 204533, 204555, two each 200309c, 204059 and 204272
204875	10515	Feed Bar with 204189
206594	—	" " 204875 with 200214c, 201525c and 204877
200214c	12331	Feed Bar Hinge Screw
201525c	12331	" " " " Nut
204188	12671	" " Spring
204189	12306	" " " Hook
207646	10627	" Dog, for 207383
200106E	12311	" " Screw (2)
204876	10515	" Driving Cam with 200382c and 200437c
206079	12671	Feed Driving Cam Fork Lever with 204293 and 204928
204193	12670	Feed Driving Cam Fork Lever Con- nection with 200668c and 201525c
204194	10438	Feed Driving Cam Fork Lever Con- nection Clamp with 200031E ..
200031E	10438	Feed Driving Cam Fork Lever Con- nection Clamp Pinch Screw

No.	Plate	Name
200668c	10438	Feed Driving Cam Fork Lever Con- nection Clamp Screw Stud
201525E	12331	Feed Driving Cam Fork Lever Con- nection Clamp Screw Stud Nut
200002E	12338	Feed Driving Cam Fork Lever Con- nection Hinge Screw
201522E	12338	Feed Driving Cam Fork Lever Con- nection Hinge Screw Nut
*204928	—	Feed Driving Cam Fork Lever Shaft
204197	12306	" " " " " " Collar with 200113E
200113E	12671	Feed Driving Cam Fork Lever Shaft Collar Set Screw
204293	12671	Feed Driving Cam Fork Lever Shaft Position Pin
204968	12671	Feed Driving Cam Fork Lever Shaft Sleeve (split)
200043c	12311	Feed Driving Cam Fork Lever Shaft Sleeve Set Screw
201524E	12338	Feed Driving Cam Fork Lever Shaft Sleeve Set Screw Nut
206080	—	Feed Driving Cam Fork Lever com- plete, Nos. 204194 and 206079 ..
200437c	12311	Feed Driving Cam Position Screw
200382c	12671	" " " Set Screw
204294	12676	" " Rock Shaft
206555	—	" " " " 204294 with 200002c, 201522E and 204193
202305	12307	Feed Driving Rock Shaft Center (2)
200043c	12311	" " " " " Set Screw
204877	10515	Feed Driving Rock Shaft Crank with 204189 (on right side) and two 200383c
200383c	12311	Feed Driving Rock Shaft Crank Set Screw
204201	10437	Feed Lifting Cam Crank with 200335c, 200431c, 200669c and 201530E
200431c	10437	Feed Lifting Cam Crank Position Screw
200335c	12311	Feed Lifting Cam Crank Set Screw
204202	10437	" " " Fork with 200027E
200027E	12338	" " " " Pinch Screw
204878	12670	" " Rock Shaft with 204264
204503	—	" " " " 204878 with 201343D and 204204
202305	12307	Feed Lifting Rock Shaft Center (2)
200043c	12311	" " " " " Set Screw (2)

No.	Plate	Name
204204	12671	Feed Lifting Rock Shaft Slide Block
201343D	12671	Feed Lifting Rock Shaft Slide Block Hinge Screw
204264	12306	Feed Lifting Rock Shaft Slide Block Position Pin
204206	12306	Feed Regulating Handle
204207	----	" " " 204206 with 200098F, 202622, 204208 to 204210, 204213 and 204925
204208	10438	Feed Regulating Handle Adjustable Stop
200098F	10438	Feed Regulating Handle Adjustable Stop Screw
204925	12306	Feed Regulating Handle Adjustable Stop Screw Washer
204209	10438	Feed Regulating Handle Position Pin
204210	10438	Feed Regulating Handle Shaft
204211	10438	" " " " Crank with 200098F
204212	10438	Feed Regulating Handle Shaft Crank Link
200271E	10438	Feed Regulating Handle Shaft Crank Link Hinge Screw (lower)
200291E	12307	Feed Regulating Handle Shaft Crank Link Hinge Screw (upper)
200098F	10438	Feed Regulating Handle Shaft Crank Set Screw
204213	10438	Feed Regulating Handle Shaft Sleeve (split)
200362C	10441	Feed Regulating Handle Shaft Sleeve Set Screw
202622	10438	Feed Regulating Handle Shaft Sleeve Washer
202036	10438	Feed Regulating Handle Stop Pin
204214	----	Feed Regulating Handle complete, Nos. 200291E, 204207, 204211 and 204212
204879	12672	Hook (sewing) with 204217
204217	----	" Bobbin Case Stud
204880	10665	" Bracket with 200379C, two 200380C and three 204234
204881	----	Hook Bracket 204880 with 204226
204882	----	" " 204881 with 204224, 204225, 204539, 204889, two each 204223 and 204233
200379C	10665	Hook Bracket Adjusting Screw (lower)

No.	Plate	Name
200380C	12319	Hook Bracket Adjusting Screw (upper)
204539	10665	Hook Bracket Bobbin Case Stop (hinged)
204223	10665	Hook Bracket Bobbin Case Stop Hinge Pin
204224	10665	Hook Bracket Bobbin Case Stop Latch
204223	10665	Hook Bracket Bobbin Case Stop Latch Hinge Pin
204225	10665	Hook Bracket Bobbin Case Stop Latch Spring
200085C	12672	Hook Bracket Screw (lower or upper)
207700	----	Hook Bracket complete, Nos. 204879 and 204882
204239	12674	Hook Driver with 204242 and 204243
204885	10669	" " Bevel Gear, 25 teeth, with two 200348C
200348C	10665	Hook Driver Bevel Gear Set Screw
208246	----	" " Crank
204240	12672	" " " 208246 with 200378C, 200662C, 201530E and two 200348C
204241	10437	Hook Driver Crank Link
200669C	10665	" " " " Stud
201530E	10665	" " " " " Nut
200348C	10665	" " " Set Screw (long)
200378C	12311	" " " " " (short)
200662C	10665	" " " Stud
201530C	10665	" " " " Nut
204243	12674	" " Pin
204242	12674	" " Washer
204887	10669	" Driving Bevel Gear, 24 teeth, (intermediate)
204888	----	Hook Driving Bevel Gear (intermediate) Bracket
205078	10669	Hook Driving Bevel Gear (intermediate) Bracket 204888 with 200772C, 201514E and 204887
200041E	10669	Hook Driving Bevel Gear (intermediate) Bracket Screw (2)
200772C	10669	Hook Driving Bevel Gear (intermediate) Bracket Screw Stud
201514E	10669	Hook Driving Bevel Gear (intermediate) Bracket Screw Stud Nut
204890	12670	Hook Driving Bevel Gear (intermediate) Oil Guard

No.	Plate	Name
200113F	12671	Hook Driving Bevel Gear (intermediate) Oil Guard Screw (2)
204886	10669	Hook Driving Bevel Gear Shaft, 25 teeth
204393	12674	Hook Driving Bevel Gear Shaft Bushing
204891	12676	Hook Driving Shaft
204245	12670	" " " Bearing
202126	12674	" " " " Position Pin
200516E	12311	Hook Driving Shaft Bearing Screw
204246	12674	" " " Collar with two 200383c
200383c	12311	Hook Driving Shaft Collar Set Screw
204226	12674	Hook Race, .156 in. thick, 1.906 in. diameter
204889	12675	Hook Race Cap (steel)
204230	10665	" " " Spring
204233	12674	" " " " 204230 with 200802E
200802E	12674	Hook Race Cap Spring Screw
204234	10665	" " Position Pin
202445	11125	Knee Lifter Connection Lever with 202446
227312	---	Knee Lifter Connection Lever 202445 with 200224u, 200262u, 227303 and 227308
200224u	12306	Knee Lifter Connection Lever Hinge Screw
227308	11125	Knee Lifter Connection Lever Lifting Rod with 202302
202302	12306	Knee Lifter Connection Lever Lifting Rod Cotter Pin
202446	12306	Knee Lifter Connection Lever Pin
227303	11125	" " Lifting Lever
200262u	12306	" " " " Hinge Screw
204870	12676	Needle Bar (hollow)
204248	12307	" " Connecting Link
200658c	12307	" " " " Hinge Screw Stud
201519c	12307	Needle Bar Connecting Link Hinge Screw Stud Nut
204249	12677	Needle Bar Connecting Stud with 200072c and 202277
202277	---	Needle Bar Connecting Stud Oil Packing (wick)

No.	Plate	Name
200072c	12677	Needle Bar Connecting Stud Pinch Screw
204326	12338	Needle Bar Packing Cord (2)
200504E	12331	" " Screw Bushing (lower)
200503B	12331	" " " " (upper)
204901	10515	" Holder (for two needles) with 200068u and three 200612E
203703	12677	Needle Holder, in gauges $\frac{3}{8}$, $\frac{1}{2}$ and $\frac{5}{8}$ in., with 200068u and two 200141E
200068u	12331	Needle Holder Screw
200141E	12677	" Set Screw
200612E	12677	" " "
204251	12676	Presser Bar (hollow) with 200074E
204252	10441	" " Lifter
200550c	10441	" " " Hinge Screw
201253	10441	" " Lifting Bracket with 200086c
200086c	10441	Presser Bar Lifting Bracket Pinch Screw
204254	10441	Presser Bar Lifting Bracket Position Guide
200362c	10441	Presser Bar Lifting Bracket Position Guide Set Screw
204227	12306	Presser Bar Packing Washer (felt)
200504E	12331	" " Screw Bushing (lower)
204255	10441	" " Spring
200491B	10441	" " Thumb Screw (pressure regulating)
207106	10599	Presser Foot $\frac{1}{8}$ in. gauge
207107	10599	" " $\frac{3}{8}$ in. gauge
207696	12683	" " $\frac{1}{2}$ in. gauge
207109	10599	" " $\frac{5}{8}$ in. gauge
200074E	10441	" " Screw
202068	12153	Spool Holder Base
204551	-	" " " Bracket
200257E	12677	" " " " Screw
204552	10565	Spool Holder Base Bracket complete, Nos. 204551, two each 200575u and 204297
200575u	12311	Spool Holder Base Screw
204296	12153	" " Wire
200079u	12311	" " " Hinge Screw
204297	12153	Spool Holder complete Nos. 200079u, 202068 and 204296
204384	---	Take-up Cam with 200335c, 200383c and 200430c
203172	12307	Take-up Cam Friction Washer
200430c	12311	" " Position Screw

No.	Plate	Name
200383c	12311	Take-up Cam Position Screw Check Screw
200335c	12311	Take-up Cam Set Screw
204380	12670	Take-up Cam complete, Nos. 200658c, 201519c and 204384
204894	12648	Take-up Lever
207703	-----	" " 204894 with 204263
204553	12331	" " " "
206601	-----	" " 204553 with 204263
204263	12331	" " Bearing with 204264
204264	12306	" " " Position Pin
200042f	12311	" " " Screw
201816	12307	" " Roller
204898	-----	Take-up Lever complete, Nos. 200042f, 201816 and 207703, for $\frac{1}{8}$ in. gauge machine
204554	12331	Take-up Lever complete Nos. 200042f, 201816 and 206601, for $\frac{3}{8}$ in. gauge machine and over ..
202402	12309	Tension Disc
202090	12309	" " Position Pin
204555	12338	" Release Lever
200309e	12309	" " " Screw
202075	12309	" " Plunger
215609	-----	" " Slide
204268	12331	" " " 215609 with 204269
204269	12677	Tension Release Slide Spring
202407	10881	" Spring
200632B	12309	" Stud
200397H	12309	" " Set Screw
201572B	10881	" Thumb Nut
204271	12309	" Washer
204272	12309	Tension complete, Nos. 200632B, 201572B, 202075, 202407, 204271 and two 202402
204273	12677	Thread Controller Adjusting Collar with 200684H (for Presser Bar)
200684H	12677	Thread Controller Adjusting Collar Screw
204274	12309	Thread Controller Plate
200577H	12311	" " " Screw ..
202098	12309	" " Roller
204275	12309	" " " Guard
202084	12309	" " " Washer
200309c	12309	" " " Screw
204276	12309	" " Spring
204333	12309	" " " Guard
200581H	12309	" " " " Screw
204277	12309	" " " Stop

No.	Plate	Name
204278	12309	Thread Controller Spring Stop Driving Gear
200319c	12309	Thread Controller Spring Stop Driving Gear Hinge Screw
200135c	12309	Thread Controller Spring Stop Screw
204279	12309	Thread Controller Spring Stud with 204925
200366H	12677	Thread Controller Spring Stud Set Screw
204925	12306	Thread Controller Spring Stud Washer
205987	12309	Thread Controller complete, Nos. 200309c, 200581H, 202084, 202098, 204271, 204275 and 204333
204280	12309	Thread Controller and Spring complete, Nos. 204276 and 205987
204556	12331	Thread Guide
204281	12309	" Retainer Guide Wire
202091	12309	" " Sleeve
202092	12309	" " Spring
204058	12309	" " Stud
200638H	12309	" " " Set Screw
204059	12309	Thread Retainer complete, Nos. 202091, 202092 and 204058
207383	10625	Throat Plate, 53 needle hole, for needle sizes 12 and 13, for cord- ing, for 207646
202062	12677	Throat Plate Position Pin
200577H	12311	" " " Screw

LIST OF PARTS COMPLETE

FOR

MACHINE No. 16w2

TWO NEEDLE. DROP FEED. ONE UNDER THREAD.

For Ornamenting Gloves.

Stitches Two Rows Around a Draw, Making a Round

End Finish.

No.	Plate	Name
*204528	---	Arm with 200439c, 202036 and 204705
204163	12671	" Cap
200278H	12311	" " Screw
202248	12307	" " " Washer
204235	12671	" Position Pin (2)
200963c	12311	" Screw (3)
202005	12671	" " Washer (3)
204291	---	" Shaft
204705	12670	" " Bushing (front)
200439c	12311	" " " Position Screw ..
204165	12670	" " Connection with four 200054E (2)
200054E	12307	Arm Shaft Connection Screw
204174	12673	Balance Wheel, 5½ in. diam. (belt groove 2⅞ in. diam.), with 200328c and 200335c
200062H	12311	Balance Wheel Adjusting Screw ..
200328c	12311	" " Position Screw
200335c	12311	" " Set Screw
204872	---	Bed with 202062, 204245, 204393 and two 200516E
202258	12153	Bed Hinge Connection (2)
200570E	12311	" " " Screw (4)
206105	12670	" Slide (back)
204739	12670	" " (front)
204178	12672	Bobbin
208382	---	" Case (solid center bearing) with 204181
204181	---	Bobbin Case Position Finger
204531	12672	" " Tension Spring
200598c	12672	" " " " Regu- lating Screw
200592c	12672	Bobbin Case Tension Spring Screw

No.	Plate	Name
208383	12672	Bobbin Case complete, Nos. 200592c, 200598c, 204531 and 208382
204533	12676	Face Plate with 200366H, 204730, two each 200368H, 202090, 204281 and three 200397H
200053c	12311	Face Plate Screw
204730	12331	" " Thread Guide
200397H	12309	" " " " Set Screw
204534	12673	Face Plate complete, Nos. 200113E, 200135c, 200319, 200577H, 204277 to 204280, 204330, 204533, 204555, two each 200309E, 204059 and 204272
204875	10515	Feed Bar with 204189
206594	---	" " 204875 with 200214E, 201525E and 204877
200214E	12331	Feed Bar Hinge Screw
201525E	12331	" " " " Nut
204188	12671	" " Spring
204189	12306	" " " Hook
207645	10628	" Dog, for 207759
200106E	12311	" " Screw (2)
204876	10616	" Driving Cam with 200382c and 200437c
206079	12671	Feed Driving Cam Fork Lever with 204293 and 204928
204193	12670	Feed Driving Cam Fork Lever Con- nection with 200668c and 201525E
204194	10438	Feed Driving Cam Fork Lever Con- nection Clamp with 200031F
200031F	10438	Feed Driving Cam Fork Lever Con- nection Clamp Pinch Screw ..
200668c	10438	Feed Driving Cam Fork Lever Con- nection Clamp Screw Stud
201525c	12331	Feed Driving Cam Fork Lever Con- nection Clamp Screw Stud Nut
200002E	12338	Feed Driving Cam Fork Lever Con- nection Hinge Screw
201522E	12338	Feed Driving Cam Fork Lever Con- nection Hinge Screw Nut
*204928	---	Feed Driving Cam Fork Lever Shaft
204197	12306	" " " " " "
		Collar with 200113F
200113F	12671	Feed Driving Cam Fork Lever Shaft Collar Set Screw
204293	12671	Feed Driving Cam Fork Lever Shaft Position Pin
204968	12671	Feed Driving Cam Fork Lever Shaft Sleeve (split)

No.	Plate	Name
200043c	12311	Feed Driving Cam Fork Lever Shaft Sleeve Set Screw
201524c	12338	Feed Driving Cam Fork Lever Shaft Sleeve Set Screw Nut
206080	----	Feed Driving Cam Fork Lever complete, Nos. 204194 and 206079 ...
200437c	12311	Feed Driving Cam Position Screw
200382c	12671	" " " Set Screw
204294	12676	" " Rock Shaft
206555	----	" " " " 204294 with 200002E, 201522E and 204193
202305	12307	Feed Driving Rock Shaft Center (2)
200043c	12311	" " " " " Set Screw (2)
204877	10515	Feed Driving Rock Shaft Crank with 204189 (on right side) and two 200383c
200383c	12311	Feed Driving Rock Shaft Crank Set Screw
204201	10437	Feed Lifting Cam Crank with 200335c, 200431c, 200669c and 201530c
200431c	10437	Feed Lifting Cam Crank Position Screw
200335c	12311	Feed Lifting Cam Crank Set Screw
204202	10437	" " " Fork with 200027c
200027c	12338	" " " " Pinch Screw
204878	12670	" " Rock Shaft with 204264
204503	----	" " " " 204878 with 201343d and 204204
202305	12307	Feed Lifting Rock Shaft Center (2)
200043c	12311	" " " " " Set Screw (2)
204204	12671	Feed Lifting Rock Shaft Slide Block
201343d	12671	" " " " " " Hinge Screw
204264	12306	Feed Lifting Rock Shaft Slide Block Position Pin
204206	12306	Feed Regulating Handle
204207	----	" " " 204206 with 200098F, 202622, 204208 to 204210, 204213 and 204925
204208	10438	Feed Regulating Handle Adjustable Stop
200098F	10438	Feed Regulating Handle Adjustable Stop Screw
204925	12306	Feed Regulating Handle Adjustable Stop Screw Washer

No.	Plate	Name
204209	10438	Feed Regulating Handle Position Pin
204210	10438	Feed Regulating Handle Shaft
204211	10438	" " " " Crank with 200098F
204212	10438	Feed Regulating Handle Shaft Crank Link
200271E	10438	Feed Regulating Handle Shaft Crank Link Hinge Screw (lower)
200291E	12307	Feed Regulating Handle Shaft Crank Link Hinge Screw (upper)
200098F	10438	Feed Regulating Handle Shaft Crank Set Screw
204213	10438	Feed Regulating Handle Shaft Sleeve (split)
200362c	10441	Feed Regulating Handle Shaft Sleeve Set Screw
202622	10438	Feed Regulating Handle Shaft Sleeve Washer
202036	10438	Feed Regulating Handle Stop Pin
204214	----	Feed Regulating Handle complete, Nos. 200291E, 204207, 204211 and 204212
204879	12672	Hook (sewing) with 204217
204217	----	" Bobbin Case Stud
204880	10665	" Bracket with 200379c, two 200380c and three 204234
204881	----	Hook Bracket 204880 with 204226
204882	----	" " 204881 with 204224, 204225, 204539, 204889, two each 204223 and 204233
200379c	10665	Hook Bracket Adjusting Screw (lower)
200380c	12319	Hook Bracket Adjusting Screw (upper)
204539	10665	Hook Bracket Bobbin Case Stop (hinged)
204223	10665	Hook Bracket Bobbin Case Stop Hinge Pin
204224	10665	Hook Bracket Bobbin Case Stop Latch
204223	10665	Hook Bracket Bobbin Case Stop Latch Hinge Pin
204225	10665	Hook Bracket Bobbin Case Stop Latch Spring
200085c	12672	Hook Bracket Screw (lower or upper)
207700	----	Hook Bracket complete, Nos. 204879 and 204882

No.	Plate	Name
204239	12674	Hook Driver with 204242 and 204243
204885	10669	" " Bevel Gear, 25 teeth, with two 200348c
200348c	10665	Hook Driver Bevel Gear Set Screw
208246	---	" " Crank
204240	12672	" " " 208246 with 200378c, 200662c, 201530E and two 200348c
204241	10437	Hook Driver Crank Link
200669c	10665	" " " " Stud
201530E	10665	" " " " Nut
200348c	10665	" " " Set Screw (long)
200378c	12311	" " " " (short)
200662c	10665	" " " Stud
201530E	10665	" " " Nut
204243	12674	" " Pin
204242	12674	" " Washer
204887	10669	" Driving Bevel Gear, 24 teeth, (intermediate)
204888	---	Hook Driving Bevel Gear (inter- mediate) Bracket
206078	10669	Hook Driving Bevel Gear (inter- mediate) Bracket 204888 with 200772c, 201514E and 204887
200041E	10669	Hook Driving Bevel Gear (inter- mediate) Bracket Screw (2)
200772c	10669	Hook Driving Bevel Gear (inter- mediate) Bracket Screw Stud
201514E	10669	Hook Driving Bevel Gear (inter- mediate) Bracket Screw Stud Nut
204890	12670	Hook Driving Bevel Gear (inter- mediate) Oil Guard
200113E	12671	Hook Driving Bevel Gear (inter- mediate) Oil Guard Screw (2)
204886	10669	Hook Driving Bevel Gear Shaft, 25 teeth
204393	12674	Hook Driving Bevel Gear Shaft Bushing
204891	12676	Hook Driving Shaft
204245	12670	" " " Bearing
202126	12674	" " " " Position Pin
200516E	12311	Hook Driving Shaft Bearing Screw
204246	12674	" " " Collar with two 200383c
200383c	12311	Hook Driving Shaft Collar Set Screw
204226	12674	Hook Race, .156 in. thick, 1.906 in. diameter
204889	12675	Hook Race Cap (steel)
204230	10665	" " " Spring

No.	Plate	Name
204233	12674	Hook Race Cap Spring 204230 with 200802E
200802E	12674	Hook Race Cap Spring Screw
204234	10665	" " Position Pin
202445	11125	Knee Lifter Connection Lever with 202446
227312	---	Knee Lifter Connection Lever 202445 with 200224u, 200262u, 227303 and 227308
200224u	12306	Knee Lifter Connection Lever Hinge Screw
227308	11125	Knee Lifter Connection Lever Lift- ing Rod with 202302
202302	12306	Knee Lifter Connection Lever Lift- ing Rod Cotter Pin
202446	12306	Knee Lifter Connection Lever Pin
227303	11125	" " Lifting Lever
200262u	12306	" " " " Hinge Screw
204870	12676	Needle Bar (hollow)
204248	12307	" " Connecting Link
200658c	12307	" " " " Hinge Screw Stud
201519c	12307	Needle Bar Connecting Link Hinge Screw Stud Nut
204249	12677	Needle Bar Connecting Stud with 200072c and 202277
202277	----	Needle Bar Connecting Stud Oil Packing (wick)
200072c	12677	Needle Bar Connecting Stud Pinch Screw
204326	12338	Needle Bar Packing Cord (2)
200504E	12331	" " Screw Bushing (lower)
200503E	12331	" " " " (upper)
204901	10515	" Holder (for two needles) with 200068u and three 200212E
200068u	12331	Needle Holder Screw
200612E	12677	" Set Screw
204251	12676	Presser Bar (hollow) with 200074E
204252	10441	" " Lifter
200550c	10441	" " " Hinge Screw
204253	10441	" " Lifting Bracket with 200086c
200086c	10441	Presser Bar Lifting Bracket Pinch Screw
204254	10441	Presser Bar Lifting Bracket Posi- tion Guide
200362c	10441	Presser Bar Lifting Bracket Posi- tion Guide Set Screw

No.	Plate	Name
204327	12306	Presser Bar Packing Washer (felt)
200504E	12331	" " Screw Bushing (lower)
204255	10441	" " Spring
200491B	10441	" " Thumb Screw (pressure regulating)
207101	10599	Presser Foot
200074E	10441	" " Screw
202068	12153	Spool Holder Base
204551	-----	" " " Bracket
200257E	12677	" " " " Screw ...
204552	10565	Spool Holder Base Bracket complete, Nos. 204551, two each 200575n and 204297
200575n	12311	Spool Holder Base Screw
204296	12153	" " Wire
200079n	12311	" " " Hinge Screw ...
204297	12153	Spool Holder complete, Nos. 200079n, 202068 and 204296
204384	-----	Take-up Cam with 200335c, 200383c and 200430c
203172	12307	Take-up Cam Friction Washer
200430c	12311	" " Position Screw
200383c	12311	" " " " Check Screw
200335c	12311	Take-up Cam Set Screw
204380	12670	Take-up Cam complete, Nos. 200658c, 201519c and 204384
205453	12331	Take-up Lever
206601	-----	" " 204553 with 204263
204263	12331	" " Bearing with 204264
204264	12306	" " " Position Pin
200042E	12311	" " " Screw
201816	12307	" " Roller
204554	12331	Take-up Lever complete, Nos. 200042E, 201816 and 206601, for $\frac{3}{8}$ in. gauge machine and over
202402	12309	Tension Disc
202090	12309	" " Position Pin
204555	12338	" Release Lever
200309E	12309	" " " Screw
202075	12309	" " Plunger
215609	-----	" " Slide
204268	12331	" " 214609 with 204269
204269	12677	Tension Release Slide Spring
202407	10881	" Spring
200632B	12309	" Stud
200397n	12309	" " Set Screw
201572B	10881	" Thumb Nut
204271	12309	" Washer

No.	Plate	Name
204272	12309	Tension complete, Nos. 200632b, 201572b, 202075, 202407, 204271 and two 202402
204273	12677	Thread Controller Adjusting Collar with 200684n (for Presser Bar)
200684n	12677	Thread Controller Adjusting Collar Screw
204274	12309	Thread Controller Plate
200577n	12311	" " " Screw
202098	12309	" " Roller
204275	12309	" " " Guard
202084	12309	" " " " Washer
200300c	12309	" " " Screw
204276	12309	" " Spring
201333	12309	" " " Guard
200581n	12309	" " " " Screw
204277	12309	" " " Stop
204278	12309	" " " " Driving Gear
200319c	12309	Thread Controller Spring Stop Driving Gear Hinge Screw
200135c	12309	Thread Controller Spring Stop Screw
204279	12309	Thread Controller Spring Stud with 204925
200366n	12677	Thread Controller Spring Stud Set Screw
204925	12306	Thread Controller Spring Stud Washer
205987	12309	Thread Controller complete, Nos. 200300c, 200581n, 202084, 202098, 204274, 204275 and 204333
204280	12309	Thread Controller and Spring complete, Nos. 204276 and 205987 ..
204556	12331	Thread Guide
204329	-----	" Oiler (felt)
204330	12677	" " Bracket with 204329 ..
200113E	12671	" " " Screw
204281	12309	" Retainer Guide Wire
202091	12309	" " Sleeve
202092	12309	" " Spring
204058	12309	" " Stud
200368n	12309	" " " Set Screw
204059	12309	Thread Retainer complete, Nos. 202091, 202092 and 204058
207754	-----	Throat Plate, 53 needle hole, for needle sizes 12 and 13
207758	-----	Throat Plate Needle Separating Plate

No.	Plate	Name
200595H	12678	Throat Plate Needle Separating Plate Screw
202062	12677	Throat Plate Position Pin
200577H	12311	" " Screw
207759	12682	Throat Plate complete, 60 needle hole, for needle sizes 8 and 9, Nos. 200595H, 207754 and 207758, for 207645

LIST OF PARTS COMPLETE

FOR

MACHINE No. 16w3

THREE NEEDLES. DROP FEED. ONE UNDER THREAD

For Ornamenting Gloves.

Stitches Three Rows Around a Draw, Making a

Round End Finish.

No.	Plate	Name
*204528	-----	Arm with 200439c, 202036 and 204705
204163	12671	" Cap
200278H	12311	" " Screw
202248	12307	" " " Washer
204235	12671	" Position Pin (2)
200963E	12311	" Screw (3)
202005	12671	" " Washer (3)
204291	-----	" Shaft
204705	12670	" " Bushing (front)
200439c	12311	" " " Position Screw ..
204165	12670	" " Connection with four 200054e (2)
200054E	12307	Arm Shaft Connection Screw
204174	12673	Balance Wheel, 5½ in. diam. (belt groove 2¼ in. diam.), with 200328c and 200335c
200062H	12311	Balance Wheel Adjusting Screw ..
200328c	12311	" " Position Screw
200335c	12311	" " Set Screw
204872	-----	Bed with 202062, 204245, 204393 and two 200516E
202258	12153	Bed Hinge Connection (2)
200570E	12311	" " " Screw (4) ...
206105	12670	" Slide (back)
204739	12670	" " (front)
204178	12672	Bobbin
208382	-----	" Case (solid center bearing) with 204181
204181	-----	Bobbin Case Position Finger
204531	12672	" " Tension Spring
200598c	12672	" " " " " Regu- lating Screw
200592c	12672	Bobbin Case Tension Spring Screw

No.	Plate	Name
208383	12672	Bobbin Case complete, Nos. 200592c, 200598c, 204531 and 208382
204970	12673	Face Plate with 200366h, 200368h, two 202090 and three 200397h ..
200053c	12311	Face Plate Screw
206543	12678	" " Thread Guide
200397h	12309	" " " " Set Screw
204972	12673	Face Plate complete, Nos. 200113f, 200135c, 200319c, 200577h, 204272, 204277 to 204280, 204330, 204555, 204970, 204974, 204977, 206543 and two 200309e
204875	10515	Feed Bar with 204189
206594	—	" " 204875 with 200214e, 201525e and 204877
200214e	12331	Feed Bar Hinge Screw
201525e	12331	" " " " Nut
204188	12671	" " Spring
204189	12306	" " " Hook
207645	10628	" Dog, for 207755
200106e	12311	" " Screw (2)
204876	10515	" Driving Cam with 200382c and 200437c
206079	12671	Feed Driving Cam Fork Lever with 204293 and 204928
204193	12670	Feed Driving Cam Fork Lever Connection with 200668c and 201525e
204194	10438	Feed Driving Cam Fork Lever Connection Clamp with 200031e
200031e	10438	Feed Driving Cam Fork Lever Connection Clamp Pinch Screw
200668c	10438	Feed Driving Cam Fork Lever Connection Clamp Screw Stud
201525e	12331	Feed Driving Cam Fork Lever Connection Clamp Screw Stud Nut ..
200002e	12338	Feed Driving Cam Fork Lever Connection Hinge Screw
201522e	12338	Feed Driving Cam Fork Lever Connection Hinge Screw Nut
*204928	—	Feed Driving Cam Fork Lever Shaft
204197	12306	" " " " " " " " Collar with 200113f
200113f	12671	Feed Driving Cam Fork Lever Shaft Collar Set Screw
204293	12671	Feed Driving Cam Fork Lever Shaft Position Pin
204968	12671	Feed Driving Cam Fork Lever Shaft Sleeve (split)

No.	Plate	Name
200043c	12311	Feed Driving Cam Fork Lever Shaft Sleeve Set Screw
201524e	12338	Feed Driving Cam Fork Lever Shaft Sleeve Set Screw Nut
206080	—	Feed Driving Cam Fork Lever complete, Nos. 204194 and 206079 ..
200437c	12311	Feed Driving Cam Position Screw
200382c	12671	" " " Set Screw
204294	12676	" " Rock Shaft
206555	—	" " " " 204294 with 200002e, 201522e and 204193
202305c	12307	Feed Driving Rock Shaft Center (2)
200043c	12311	" " " " " Set Screw (2)
204877	10515	Feed Driving Rock Shaft Crank with 204189 (on right side) and two 200383c
200383c	12311	Feed Driving Rock Shaft Crank Set Screw
204201	10437	Feed Lifting Cam Crank with 200335c, 200431c, 200669c and 201530e
200431c	10437	Feed Lifting Cam Crank Position Screw
200335c	12311	Feed Lifting Cam Crank Set Screw
204202	10437	" " " Fork with 200027e
200027e	12338	" " " " Pinch Screw
204878	12670	" " Rock Shaft with 204264
204503	—	" " " " 204878 with 201343d and 204204
202305	12307	Feed Lifting Rock Shaft Center (2)
200043c	12311	" " " " " Set Screw (2)
204204	12671	Feed Lifting Rock Shaft Slide Block
201343d	12671	" " " " " " " " Hinge Screw
204264	12306	Feed Lifting Rock Shaft Slide Block Position Pin
204206	12306	Feed Regulating Handle
204207	—	" " " 204206 with 200098f, 202622, 204208 to 204210, 204213 and 204925
204208	10438	Feed Regulating Handle Adjustable Stop
200098f	10438	Feed Regulating Handle Adjustable Stop Screw
204925	12306	Feed Regulating Handle Adjustable Stop Screw Washer
204209	10438	Feed Regulating Handle Position Pin

No.	Plate	Name
204210	10438	Feed Regulating Handle Shaft
204211	10438	" " " " "
		Crank with 200098F
204212	10438	Feed Regulating Handle Shaft
		Crank Link
200271E	10438	Feed Regulating Handle Shaft
		Crank Link Hinge Screw (lower)
200291E	12307	Feed Regulating Handle Shaft
		Crank Link Hinge Screw (upper)
200098F	10438	Feed Regulating Handle Shaft
		Crank Set Screw
204213	10438	Feed Regulating Handle Shaft
		Sleeve (split)
200362c	10441	Feed Regulating Handle Shaft
		Sleeve Set Screw
202622	10438	Feed Regulating Handle Shaft
		Sleeve Washer
202036	10438	Feed Regulating Handle Stop Pin
204214	-----	Feed Regulating Handle complete, Nos. 200291E, 204207, 204211 and 204212
204879	12672	Hook (sewing) with 204217
204217	-----	" Bobbin Case Stud
204880	10665	" Bracket with 200379c, two 200380c and three 204234
204881	-----	Hook Bracket 204880 with 204226
207701	-----	" " 204881 with 204224, 204225, 204232, 204539, two each 204223 and 204233
200379c	10665	Hook Bracket Adjusting Screw (lower)
200380c	10665	Hook Bracket Adjusting Screw (upper)
204539	10665	Hook Bracket Bobbin Case Stop (hinged)
204223	10665	Hook Bracket Bobbin Case Stop Hinge Pin
204224	10665	Hook Bracket Bobbin Case Stop Latch
204223	10665	Hook Bracket Bobbin Case Stop Latch Hinge Pin
204225	10665	Hook Bracket Bobbin Case Stop Latch Spring
200085c	12672	Hook Bracket Screw (lower or upper)
207702	-----	Hook Bracket complete, Nos. 204879 and 207701
204239	12674	Hook Driver with 204242 and 204243
204885	10669	" " Bevel Gear, 25 teeth, with two 200348c

No.	Plate	Name
200348c	10665	Hook Driver Bevel Gear Set Screw
208246	-----	" " Crank
204240	12672	" " " 208246 with 200378c, 200662c, 201530c and two 200348c
204241	10437	Hook Driver Crank Link
200669c	10665	" " " " Stud
201530c	10665	" " " " " Nut
200348c	10665	" " " " Set Screw (long)
200378c	12311	" " " " " (short)
200662c	10665	" " " Stud
201530c	10665	" " " " Nut
204243	12674	" " Pin
202242	12674	" " Washer
204887	10669	" Driving Bevel Gear, 24 teeth, (intermediate)
204888	-----	Hook Driving Bevel Gear (inter- mediate) Bracket
206078	10669	Hook Driving Bevel Gear (inter- mediate) Bracket 204888 with 200772c, 201514c and 204887
200041E	10669	Hook Driving Bevel Gear (inter- mediate) Bracket Screw (2)
200772c	10669	Hook Driving Bevel Gear (inter- mediate) Bracket Screw Stud ..
201514c	10669	Hook Driving Bevel Gear (inter- mediate) Bracket Screw Stud Nut
204890	12670	Hook Driving Bevel Gear (inter- mediate) Oil Guard
200113E	12674	Hook Driving Bevel Gear (inter- mediate) Oil Guard Screw (2)
204886	10669	Hook Driving Bevel Gear Shaft, 25 teeth
204393	12674	Hook Driving Bevel Gear Shaft Bushing
204891	12676	Hook Driving Shaft
204245	12670	" " " Bearing
202126	12674	" " " " Position Pin
200516E	12311	Hook Driving Shaft Bearing Screw
204246	12674	" " " Collar with two 200383c
200383c	12311	Hook Driving Shaft Collar Set Screw
204226	12674	Hook Race, .156 in. thick, 1.906 in. diameter
204232	12675	Hook Race Cap (steel)
204230	10665	" " " Spring
204233	12674	" " " " 204230 with 200802E

No.	Plate	Name
200802E	12674	Hook Race Cap Spring Screw
204234	10665	" " Position Pin
202445	11125	Knee Lifter Connection Lever with 202446
227312	---	Knee Lifter Connection Lever 202445 with 200224n, 200262n, 227303 and 227308
200224n	12306	Knee Lifter Connection Lever Hinge Screw
227308	11125	Knee Lifter Connection Lever Lift- ing Rod with 202302
202302	12306	Knee Lifter Connection Lever Lift- ing Rod Cotter Pin
202446	12306	Knee Lifter Connection Lever Pin
227303	11125	" " Lifting Lever
200262n	12306	" " " " Hinge Screw
204862	12676	Needle Bar (hollow)
204248	12307	" " Connecting Link
200658c	12307	" " " " Hinge Screw Stud
201519c	12307	Needle Bar Connecting Link Hinge Screw Stud Nut
204249	12677	Needle Bar Connecting Stud with 200072c and 202277
202277	---	Needle Bar Connecting Stud Oil Packing (wick)
200072c	12677	Needle Bar Connecting Stud Pinch Screw
204326	12338	Needle Bar Packing Cord (2)
200504E	12331	" " Screw Bushing (lower)
200503B	12331	" " " " (upper)
204892	10515	" Holder (for three needles) with 200068n, 200130e and two 200166n
200068n	12331	Needle Holder Screw
200130E	12677	" Set Screw
200166n	10515	" " "
204251	12676	Presser Bar (hollow) with 200074E
204252	10441	" " Lifter
200550c	10441	" " " Hinge Screw ...
204253	10441	" " Lifting Bracket with 200086c
200086c	10441	Presser Bar Lifting Bracket Pinch Screw
204254	10441	Presser Bar Lifting Bracket Posi- tion Guide
200362c	10441	Presser Bar Lifting Bracket Posi- tion Guide Set Screw

No.	Plate	Name
204327	12306	Presser Bar Packing Washer (felt)
200504E	12331	" " Screw Bushing (lower)
204255	10441	" " Spring
200491b	10441	" " Thumb Screw (pres- sure regulating)
207103	10599	Presser Foot
200074E	10441	" " Screw
202068	12153	Spool Holder Base
206541	---	" " " Bracket
200265f	---	" " " " Screw ...
206542	10565	Spool Holder Base Bracket com- plete, Nos. 206541, three each 200575n and 204297
200575n	12311	Spool Holder Base Screw
204296	12153	" " Wire
200079n	12311	" " " Hinge Screw ..
204297	12153	Spool Holder complete, Nos. 200079n, 202068 and 204296
204384	---	Take-up Cam with 200335c, 200383c and 200430c
203172	12307	Take-up Cam Friction Washer
200430c	12311	" " Position Screw
200383c	12311	" " " " Check Screw
200335c	12311	Take-up Cam Set Screw
204380	12670	Take-up Cam complete, Nos. 200658c, 201519c and 204381
204895	12678	Take-up Lever
207704	---	" " 204895 with 204263
204263	12331	" " Bearing with 204264
204264	12306	" " " Position Pin ..
200042E	12311	" " " Screw
201816	12307	" " Roller
204899	---	Take-up Lever complete, Nos. 200042e, 201816 and 207704
202402	12309	Tension Disc
204973	12677	" " (middle)
202090	12309	" " Position Pin
204555	12338	" Release Lever
200309E	12309	" " " Screw
202075	12309	" " Plunger
215609	---	" " Slide
204268	12331	" " " 215609 with 204269
204269	12677	" " " Spring
202407	10881	" Spring
200632B	12309	" Stud
200397n	12309	" " Set Screw
201572B	10881	" Thumb Nut
204271	12309	" Washer

No.	Plate	Name
204974	12677	Tension complete (for two threads), Nos. 200632B, 201572B, 202075, 202407, 204271, 204973 and two 202402
204272	12309	Tension complete, Nos. 200362B, 201572B, 202075, 202407, 204271 and two 202402
204273	12677	Thread Controller Adjusting Collar with 200684H (for Presser Bar)
200684H	12677	Thread Controller Adjusting Collar Screw
204274	12309	Thread Controller Plate
200577H	12311	" " " Screw
202098	12309	" " Roller
204275	12309	" " " Guard
202084	12309	" " " " Washer
200300C	12309	" " " Screw
204276	12309	" " Spring
204333	12309	" " " Guard
200581H	12309	" " " " Screw
204277	12309	" " " Stop
204278	12309	" " " " Driving Gear
200319C	12309	Thread Controller Spring Stop Driving Gear Hinge Screw
200135C	12309	Thread Controller Spring Stop Screw
204279	12309	Thread Controller Spring Stud with 204925
200366H	12677	Thread Controller Spring Stud Set Screw
204925	12306	Thread Controller Spring Stud Washer
205987	12309	Thread Controller complete, Nos. 200300C, 200581H, 202084, 202098, 204274, 204275 and 204333
204280	12309	Thread Controller and Spring complete, Nos. 204276 and 205987
206616	12677	Thread Guide
204329	—	" Oiler (felt)
204330	12677	" " Bracket with 204329 ..
200113F	12671	" " " Screw
204975	12677	" Retainer Disc
202092	12309	" " Spring
200831D	12677	" " Stud
200368H	12309	" " " Set Screw
201574D	12677	" " " Thumb Nut

No.	Plate	Name
204977	12678	Thread Retainer complete (for three threads), Nos. 200831D, 201574D, 202092 and seven 204975
207754	—	Throat Plate, 53 needle hole, for needle sizes 12 and 13
207756	12682	Throat Plate Needle Separating Plate
200595H	12678	Throat Plate Needle Separating Plate Screw
202062	12677	Throat Plate Position Pin
200577H	12311	" " Screw
207755	12682	Throat Plate complete, 60 needle hole, for needle sizes 8 and 9, Nos. 200595H, 207754 and 207756, for 207645

LIST OF PARTS COMPLETE

FOR

MACHINE No. 16w5

FOUR NEEDLES. DROP FEED. ONE UNDER THREAD

For Ornamenting Gloves

Makes Three Draws with Four Rows of Stitches.

No.	Plate	Name
*204528	-----	Arm with 200439c, 202036 and 204705
204163	12671	" Cap
200278ff	12311	" " Screw
202248	12307	" " " Washer
204235	12674	" Position Pin (2)
200963E	12311	" Screw (3)
202005	12671	" " Washer (3)
204291	-----	" Shaft
204705	12670	" " Bushing (front)
200439c	12311	" " " Position Screw ..
204165	12670	" " Connection with four 200054E (2)
200054E	12307	Arm Shaft Connection Screw
204174	12673	Balance Wheel, 5½ in. diam. (belt groove 2½ in. diam.), with 200328c and 200335c
200062u	12311	Balance Wheel Adjusting Screw ..
200328c	12311	" " Position Screw
200335c	12311	" " Set Screw
*204872	-----	Bed with 202062, 204245, 204393 and two 200516E
202258	12153	Bed Hinge Connection (2)
200570E	12311	" " " Screw (1) ...
206105	12670	" Slide (back)
204739	12670	" " (front)
204178	12672	Bobbin
208382	-----	" Case (solid center bearing) with 204181
204181	-----	Bobbin Case Position Finger
204531	12672	" " Tension Spring
200598c	12672	" " " " Regu lating Screw
200592c	12672	Bobbin Case Tension Spring Screw
208383	12672	Bobbin Case complete, Nos. 200592c, 200598c, 204531 and 208382

No.	Plate	Name
204970	12673	Face Plate with 200366u, 200368u, two 202090 and three 200397u ...
200053c	12311	Face Plate Screw
204971	12678	" " Thread Guide
200397u	12309	" " " " Set Screw
204995	12673	Face Plate complete, Nos. 200113E, 200135c, 200319c, 200577u, 204277 to 204280, 204330, 204555, 204970, 204971, 204996, two each 200309E and 204974
204875	10515	Feed Bar with 204189
206594	-----	" " 204875 with 200214E, 201525E and 204877
200214E	12331	Feed Bar Hinge Screw
201525E	12331	" " " " Nut
204188	12671	" " Spring
204189	12306	" " " Hook
207643	10624	" Dog, for 207504
200106E	12311	" " Screw (2)
204876	10515	" Driving Cam with 200382c and 200437c
206079	12671	Feed Driving Cam Fork Lever with 204293 and 204928
204193	12670	Feed Driving Cam Fork Lever Con- nection with 200668c and 201525E
204194	10438	Feed Driving Cam Fork Lever Con- nection Clamp with 200031E
200031E	10438	Feed Driving Cam Fork Lever Con- nection Clamp Pinch Screw
200668c	10438	Feed Driving Cam Fork Lever Con- nection Clamp Screw Stud
201525E	12331	Feed Driving Cam Fork Lever Con- nection Clamp Screw Stud Nut
200002E	12338	Feed Driving Cam Fork Lever Con- nection Hinge Screw
201522E	12338	Feed Driving Cam Fork Lever Con- nection Hinge Screw Nut
*204928	-----	Feed Driving Cam Fork Lever Shaft
204197	12306	" " " " " " Collar with 200113E
200113E	12671	Feed Driving Cam Fork Lever Shaft Collar Set Screw
204293	12671	Feed Driving Cam Fork Lever Shaft Position Pin
204968	12671	Feed Driving Cam Fork Lever Shaft Sleeve (split)
200043c	12311	Feed Driving Cam Fork Lever Shaft Sleeve Set Screw

No.	Plate	Name
201524E	12338	Feed Driving Cam Fork Lever Shaft Sleeve Set Screw Nut
206080	---	Feed Driving Cam Fork Lever complete, Nos. 204194 and 206079
200437c	12311	Feed Driving Cam Position Screw
200382c	12671	" " " " Set Screw
204294	12676	" " Rock Shaft
206555	-----	" " " " 204294 with 200002E, 201522E and 204193
202305	12307	Feed Driving Rock Shaft Center (2)
200043c	12311	" " " " " " Set Screw (2)
204877	10515	Feed Driving Rock Shaft Crank with 204189 (on right side) and two 200383c
200383c	12311	Feed Driving Rock Shaft Crank Set Screw
204201	10437	Feed Lifting Cam Crank with 200335c, 200431c, 200669c and 201530E
200431c	10437	Feed Lifting Cam Crank Position Screw
200335c	12311	Feed Lifting Cam Crank Set Screw
204202	10437	" " " " Fork with 200027E
200027E	12338	" " " " Pinch Screw
204878	12670	" " Rock Shaft with 204264
204503	-----	" " " " 204878 with 201343b and 204204
202305	12307	Feed Lifting Rock Shaft Center (2)
200043c	12311	" " " " " " Set Screw (2)
204204	12671	Feed Lifting Rock Shaft Slide Block
201343b	12671	" " " " " " Hinge Screw
204264	12306	Feed Lifting Rock Shaft Slide Block Position Pin
204206	12306	Feed Regulating Handle
204207	---	" " " " 204206 with 200098E, 202622, 204208 to 204210, 204213 and 204925
204208	10438	Feed Regulating Handle Adjustable Stop
200098E	10438	Feed Regulating Handle Adjustable Stop Screw
204925	12306	Feed Regulating Handle Adjustable Stop Screw Washer
204209	10438	Feed Regulating Handle Position Pin

No.	Plate	Name
204210	10438	Feed Regulating Handle Shaft
204211	10438	" " " " Crank with 200098E
204212	10438	Feed Regulating Handle Shaft Crank Link
200271E	10438	Feed Regulating Handle Shaft Crank Link Hinge Screw (lower)
200291E	12307	Feed Regulating Handle Shaft Crank Link Hinge Screw (upper)
200098E	10438	Feed Regulating Handle Shaft Crank Set Screw
204213	10438	Feed Regulating Handle Shaft Sleeve (split)
200362c	10441	Feed Regulating Handle Shaft Sleeve Set Screw
202622	10438	Feed Regulating Handle Shaft Sleeve Washer
202036	10438	Feed Regulating Handle Stop Pin
204214	---	Feed Regulating Handle complete, Nos. 200291E, 204207, 204211 and 204212
204935	12672	Hook (sewing) with 204217
204217	---	" Bobbin Case Stud
204936	---	" Bracket with 200379c, two 200380c and three 204234
204937	---	Hook Bracket 204936 with 204941
206087	---	" " 204937 with 204224, 204225, 204232, 204539, two each 204223 and 204233
200379c	10665	Hook Bracket Adjusting Screw (lower)
200380c	12319	Hook Bracket Adjusting Screw (upper)
204539	10665	Hook Bracket Bobbin Case Stop (hinged)
204223	10665	Hook Bracket Bobbin Case Stop Hinge Pin
204224	10665	Hook Bracket Bobbin Case Stop Latch
204223	10665	Hook Bracket Bobbin Case Stop Latch Hinge Pin
204225	10665	Hook Bracket Bobbin Case Stop Latch Spring
200085c	12672	Hook Bracket Screw (lower or upper)
206086	---	Hook Bracket complete, Nos. 204935 and 206087
204940	12674	Hook Driver with 204242 and 204243
204885	10669	" " Bevel Gear, 25 teeth, with two 200348c

No.	Plate	Name
200348c	10665	Hook Driver Bevel Gear Set Screw
208246	----	" " Crank
204240	12672	" " " 208246 with 200378c, 200662c, 201530e and two 200348c
204241	10437	Hook Driver Crank Link
200669c	10665	" " " " Stud
201530e	10665	" " " " Nut
200348c	10665	" " " Set Screw (long)
200378c	12311	" " " " (short)
200662c	10665	" " " Stud
201530e	10665	" " " Nut
204243	12674	" " Pin
204242	12674	" " Washer
204887	10669	" Driving Bevel Gear, 24 teeth (intermediate)
204888	----	Hook Driving Bevel Gear (inter- mediate) Bracket
206078	10669	Hook Driving Bevel Gear (inter- mediate) Bracket 204888 with 200772c, 201514e and 204887
200041e	10669	Hook Driving Bevel Gear (inter- mediate) Bracket Screw (2)
200772c	10669	Hook Driving Bevel Gear (inter- mediate) Bracket Screw Stud
201514e	10669	Hook Driving Bevel Gear (inter- mediate) Bracket Screw Stud Nut
204890	12670	Hook Driving Bevel Gear (inter- mediate) Oil Guard
200113f	12671	Hook Driving Bevel Gear (inter- mediate) Oil Guard Screw (2)
204886	10669	Hook Driving Bevel Gear Shaft, 25 teeth
204393	12674	Hook Driving Bevel Gear Shaft Bushing
204891	12676	Hook Driving Shaft
204245	12670	" " " Bearing
202126	12674	" " " " Position Pin
200516e	12311	Hook Driving Shaft Bearing Screw
204246	12674	" " " Collar with two 200383c
200383c	12311	Hook Driving Shaft Collar Set Screw
204941	12675	Hook Race, .156 in. thick, 1.906 in. diameter
204232	12675	Hook Race Cap (steel)
204230	10665	" " " Spring
204233	12674	" " " " 204230 with 200802e

No.	Plate	Name
200802e	12674	Hook Race Cap Spring Screw
204234	10665	" " Position Pin
202445	11125	Knee Lifter Connection Lever with 202446
227312	----	Knee Lifter Connection Lever 202445 with 200224u, 200262u, 227303 and 227308
200224u	12306	Knee Lifter Connection Lever Hinge Screw
227308	11125	Knee Lifter Connection Lever Lift- ing Rod with 202302
202302	12306	Knee Lifter Connection Lever Lift- ing Rod Cotter Pin
202446	12306	Knee Lifter Connection Lever Pin
227303	11125	" " Lifting Lever
200262u	12306	" " " " H i n g e Screw
204862	12676	Needle Bar (hollow)
204248	12307	" " Connecting Link
200658c	12307	" " " " Hinge Screw Stud
201519c	12307	Needle Bar Connecting Link Hinge Screw Stud Nut
204249	12677	Needle Bar Connecting Stud with 200072c and 202277
202277	----	Needle Bar Connecting Stud Oil Packing (wick)
200072c	12677	Needle Bar Connecting Stud Pinch Screw
204326	12338	Needle Bar Packing Cord (2)
200504f	12334	" " Screw Bushing (lower)
200503f	12334	" " " " (upper)
204893	10515	" Holder (for four needles) with 200068u, 200130e and two 200166u
200068u	12334	Needle Holder Screw
200130e	12677	" Set Screw
200166u	10515	" " "
204251	12676	Presser Bar (hollow) with 200074e
204252	10441	" " Lifter
200550c	10441	" " " Hinge Screw ...
204253	10441	" " Lifting Bracket with 200086c
200086c	10441	Presser Bar Lifting Bracket Pinch Screw
204254	10441	Presser Bar Lifting Bracket Posi- tion Guide
200362c	10441	Presser Bar Lifting Bracket Posi- tion Guide Set Screw

No.	Plate	Name
204327	12306	Presser Bar Packing Washer (felt)
200504E	12331	" " Screw Bushing (lower)
204255	10441	" " Spring
200491B	10441	" " Thumb Screw (pressure regulating)
207183	12683	Presser Foot
200074F	10441	" " Screw
202068	12153	Spool Holder Base
206545	—	" " Bracket
200257E	12677	" " " Screw
206546	10565	Spool Holder Base Bracket complete, Nos. 206545, four each 200575H and 204297
200575H	12311	Spool Holder Base Screw
204296	12153	" " Wire
200079H	12311	" " " Hinge Screw
204297	12153	Spool Holder complete, Nos. 200079H, 202068 and 204296
204384	—	Take-up Cam with 200335c, 200383c and 200430c
203172	12307	Take-up Cam Friction Washer
200430c	12311	" " Position Screw
200383c	12311	" " " " Check Screw
200335c	12311	Take-up Cam Set Screw
204380	12670	Take-up Cam complete, Nos. 200658c, 201519c and 204384
204896	12678	Take-up Lever
207705	—	" " 204896 with 204263
204263	12331	" " Bearing with 204264
204264	12306	" " " Position Pin
200042F	12311	" " " Screw
201816	12307	" " Roller
204900	—	Take-up Lever complete, Nos. 200042F, 201816 and 207705
202402	12309	Tension Disc
204973	12677	" " (middle)
202090	12309	" " Position Pin
204555	12338	" Release Lever
200309E	12309	" " " Screw
202075	12309	" " Plunger
215609	—	" " Slide
204268	12331	" " " 215609 with 204269
204269	12677	" " " Spring
202407	10881	" Spring
200632B	12309	" Stud
200397H	12309	" " Set Screw
201572B	10881	" Thumb Nut
204271	12309	" Washer

No.	Plate	Name
204974	12677	Tension complete (for two threads), Nos. 200632B, 201572B, 202075, 202407, 204271, 294973 and two 202402
204273	12677	Thread Controller Adjusting Collar with 200684H (for Presser Bar)
200684H	12677	Thread Controller Adjusting Collar Screw
204274	12309	Thread Controller Plate
200577H	12311	" " " Screw
202098	12309	" " Roller
204275	12309	" " " Guard
202084	12309	" " " " Washer
200300c	12309	" " " Screw
204276	12309	" " Spring
204333	12309	" " " Guard
200581H	12309	" " " " Screw
204277	12309	" " " Stop
204278	12309	" " " " Driving Gear
200319c	12309	Thread Controller Spring Stop Driving Gear Hinge Screw
200135c	12309	Thread Controller Spring Stop Screw
204279	12309	Thread Controller Spring Stud with 204925
200366H	12677	Thread Controller Spring Stud Set Screw
204925	12306	Thread Controller Spring Stud Washer
205987	12309	Thread Controller complete, Nos. 200300c, 200581H, 202084, 202098, 204274, 204275 and 204333
204280	12309	Thread Controller and Spring complete, Nos. 204276 and 205987
204500	12677	Thread Guide
206616	12677	" "
204329	—	" Oiler (felt)
204330	12677	" " Bracket with 204329
200113F	12671	" " " Screw
204975	12677	" Retainer Disc
202092	12309	" " Spring
200831D	12677	" " Stud
200368H	12309	" " " Set Screw
201574D	12677	" " " Thumb Nut
204996	12678	Thread Retainer complete, (for four threads), Nos. 200831D, 201574D, 202092 and eight 204975

No.	Plate	Name
207504	12680	Throat Plate, 60 needle hole, for needle sizes 8 and 9, with three 207505, for 207643
202062	12677	Throat Plate Position Pin
207505	12680	" " Ridge Guide
200577H	12311	" " Screw

LIST OF PARTS COMPLETE

FOR

MACHINE No. 16w6

FOUR NEEDLES. DROP FEED. ONE UNDER THREAD

For Ornamenting Gloves.

Stitches Four Rows Around a Draw, Making a Round

End Finish.

No.	Plate	Name
*204528	---	Arm with 200439c, 202036 and 204705
204163	12671	" Cap
200278H	12311	" " Screw
202248	12307	" " " Washer
204235	12671	" Position Pin (2)
200963E	12311	" Screw (3)
202005	12671	" " Washer (3)
204291	---	" Shaft
204705	12670	" " Bushing (front)
200439c	12311	" " " Position Screw ..
204165	12670	" " Connection with four 200054H (2)
200054E	12307	Arm Shaft Connection Screw
204174	12673	Balance Wheel, 5½ in. diam. (belt groove 2½ in. diam.), with 200328c and 200335c
200062H	12311	Balance Wheel Adjusting Screw ..
200328c	12311	" " Position Screw
200335c	12311	" " Set Screw
*204872		Bed with 202062, 204245, 204393 and two 200516E
202258	12153	Bed Hinge Connection (2)
200570E	12311	" " " Screw (4)
206105	12670	" Slide (back)
204739	12670	" " (front)
204178	12672	Bobbin
208382	---	" Case (solid center bearing) with 204181
204181	-	Bobbin Case Position Finger
204531	12672	" " Tension Spring
200598c	12672	" " " " " Regu- lating Screw
200592c	12672	Bobbin Case Tension Spring Screw

No.	Plate	Name
208383	12672	Bobbin Case complete, Nos. 200592c, 200598c, 204531 and 208382
204970	12673	Face Plate with 200366r, 200368r, two 202090 and three 200397r ..
200053c	12311	Face Plate Screw
204971	12678	" " Thread Guide
200397r	12309	" " " " Set Screw
204995	12673	Face Plate complete, Nos. 200113r, 200135c, 200319c, 200577r, 204277 to 204280, 204330, 204555, 204970, 204971, 204996, two each 200309e and 204974
204875	10515	Feed Bar with 204189
206594	—	" " 204875 with 200214e, 201525e and 204877
200214e	12331	Feed Bar Hinge Screw
201525e	12331	" " " " Nut
204188	12671	" " Spring
204189	12306	" " " Hook
207645	10628	" Dog, for 207755
200106e	12311	" " Screw (2)
204876	10515	" Driving Cam with 200382c and 200437c
206079	12671	Feed Driving Cam Fork Lever with 204293 and 204928
204193	12670	Feed Driving Cam Fork Lever Connection with 200668c and 201525e
204194	10438	Feed Driving Cam Fork Lever Connection Clamp with 200031f
200031f	10438	Feed Driving Cam Fork Lever Connection Clamp Pinch Screw
200668c	10438	Feed Driving Cam Fork Lever Connection Clamp Screw Stud
201525e	12331	Feed Driving Cam Fork Lever Connection Clamp Screw Stud Nut
200002e	12338	Feed Driving Cam Fork Lever Connection Hinge Screw
201522e	12338	Feed Driving Cam Fork Lever Connection Hinge Screw Nut
*204928	—	Feed Driving Cam Fork Lever Shaft
204197	12306	" " " " " " Collar with 200113r
200113r	12671	Feed Driving Cam Fork Lever Shaft Collar Set Screw
204293	12671	Feed Driving Cam Fork Lever Shaft Position Pin
204968	12671	Feed Driving Cam Fork Lever Shaft Sleeve (split)
200043c	12311	Feed Driving Cam Fork Lever Shaft Sleeve Set Screw

No.	Plate	Name
201524e	12338	Feed Driving Cam Fork Lever Shaft Sleeve Set Screw Nut
206080	—	Feed Driving Cam Fork Lever complete, Nos. 204194 and 206079
200437c	12311	Feed Driving Cam Position Screw
200382c	12671	" " " Set Screw
204294	12676	" " Rock Shaft
206555	—	" " " " 204294 with 200002e, 201522e and 204193
202305	12307	Feed Driving Rock Shaft Center (2)
200043c	12311	" " " " " Set Screw (2)
204877	10515	Feed Driving Rock Shaft Crank with 204189 (on right side) and two 200383c
200383c	12311	Feed Driving Rock Shaft Crank Set Screw
204201	10437	Feed Lifting Cam Crank with 200335c, 200431c, 200669c and 201530e
200431c	10437	Feed Lifting Cam Crank Position Screw
200335c	12311	Feed Lifting Cam Crank Set Screw
204202	10437	" " " Fork with 200027e
200027e	12338	" " " " Pinch Screw
204878	12670	" " Rock Shaft with 204264
204503	—	" " " " 204878 with 201343d and 204204
202305	12307	Feed Lifting Rock Shaft Center (2)
200043c	12311	" " " " " Set Screw (2)
204204	12671	Feed Lifting Rock Shaft Slide Block
201343d	12671	" " " " " " Hinge Screw
204264	12306	Feed Lifting Rock Shaft Slide Block Position Pin
204206	12306	Feed Regulating Handle
204207	—	" " " 204206 with 200098r, 202622, 204208 to 204210, 204213 and 204925
204208	10438	Feed Regulating Handle Adjustable Stop
200098r	10438	Feed Regulating Handle Adjustable Stop Screw
204925	12306	Feed Regulating Handle Adjustable Stop Screw Washer
204209	10438	Feed Regulating Handle Position Pin

No.	Plate	Name
204210	10438	Feed Regulating Handle Shaft
204211	10438	" " " " Crank with 200098f
204212	10438	Feed Regulating Handle Shaft Crank Link
200271e	10438	Feed Regulating Handle Shaft Crank Link Hinge Screw (lower)
200291e	12307	Feed Regulating Handle Shaft Crank Link Hinge Screw (upper)
200098f	10438	Feed Regulating Handle Shaft Crank Set Screw
204213	10438	Feed Regulating Handle Shaft Sleeve (split)
200362c	10441	Feed Regulating Handle Shaft Sleeve Set Screw
202622	10438	Feed Regulating Handle Shaft Sleeve Washer
202036	10438	Feed Regulating Handle Stop Pin
204214	---	Feed Regulating Handle complete, Nos. 200291e, 204207, 204211 and 204212
204935	12672	Hook (sewing) with 204217
204217	---	" Bobbin Case Stud
204936	12672	" Bracket with 200379c, two 200380c and three 204234
204937	---	Hook Bracket 204936 with 204941
206087	---	" " 204937 with 204224, 204225, 204232, 204539, two each 204223 and 204233
200379c	10665	Hook Bracket Adjusting Screw (lower)
200380c	12319	Hook Bracket Adjusting Screw (upper)
204539	10665	Hook Bracket Bobbin Case Stop (hinged)
204223	10665	Hook Bracket Bobbin Case Stop Hinge Pin
204224	10665	Hook Bracket Bobbin Case Stop Latch
204223	10665	Hook Bracket Bobbin Case Stop Latch Hinge Pin
204225	10665	Hook Bracket Bobbin Case Stop Latch Spring
200085c	12672	Hook Bracket Screw (lower or upper)
206086	---	Hook Bracket complete, Nos. 204935 and 206087
204940	12674	Hook Driver with 204242 and 204243
204885	10669	" " Bevel Gear, 25 teeth, with two 200348c

No.	Plate	Name
200348c	10665	Hook Driver Bevel Gear Set Screw
208246	---	" " Crank
204240	12672	" " " 208246 with 200378c, 200662c, 201530e and two 200348c
204241	10437	Hook Driver Crank Link
200669c	10665	" " " " Stud
201530e	10665	" " " " " Nut
200348c	10665	" " " " Set Screw (long)
200378c	12311	" " " " " (short)
200662c	10665	" " " " Stud
201530e	10665	" " " " Nut
204243	12674	" " Pin
204242	12674	" " Washer
204887	10669	" Driving Bevel Gear, 24 teeth (intermediate)
204888	---	Hook Driving Bevel Gear (inter- mediate) Bracket
206078	10669	Hook Driving Bevel Gear (inter- mediate) Bracket 204888 with 200772c, 201514e and 204887
200041c	10669	Hook Driving Bevel Gear (inter- mediate) Bracket Screw (2)
200772c	10669	Hook Driving Bevel Gear (inter- mediate) Bracket Screw Stud
201514e	10669	Hook Driving Bevel Gear (inter- mediate) Bracket Screw Stud Nut
204890	12670	Hook Driving Bevel Gear (inter- mediate) Oil Guard
200113e	12671	Hook Driving Bevel Gear (inter- mediate) Oil Guard Screw (2)
204886	10669	Hook Driving Bevel Gear Shaft, 25 teeth
204393	12674	Hook Driving Bevel Gear Shaft Bushing
204891	12676	Hook Driving Shaft
204245	12670	" " " Bearing
202126	12674	" " " " Position Pin
200516c	12311	Hook Driving Shaft Bearing Screw
204246	12674	" " " Collar with two 200383c
200383c	12311	Hook Driving Shaft Collar Set Screw
204941	12675	Hook Race, .156 in. thick, 1.906 in. diameter
204232	12675	Hook Race Cap (steel)
204230	10665	" " " Spring
204233	12674	" " " " 204230 with 200802e

No.	Plate	Name
200802E	12674	Hook Race Cap Spring Screw
204234	10665	" " Position Pin
202445	11125	Knee Lifter Connection Lever with 202446
227312	---	Knee Lifter Connection Lever 202445 with 200224H, 200262H, 227303 and 227308
200224H	12306	Knee Lifter Connection Lever Hinge Screw
227308	11125	Knee Lifter Connection Lever Lift- ing Rod with 202302
202302	12306	Knee Lifter Connection Lever Lift- ing Rod Cotter Pin
202446	12306	Knee Lifter Connection Lever Pin
227303	11125	" " Lifting Lever
200262H	12306	" " " " Hinge Screw
204862	12676	Needle Bar (hollow)
204248	12307	" " Connecting Link
200658C	12307	" " " " Hinge Screw Stud
201519C	12307	Needle Bar Connecting Link Hinge Screw Stud Nut
204249	12677	Needle Bar Connecting Stud with 200072C and 202277
202277	---	Needle Bar Connecting Stud Oil Packing (wick)
200072C	12677	Needle Bar Connecting Stud Pinch Screw
204326	12338	Needle Bar Packing Cord (2)
200504E	12331	" " Screw Bushing (lower)
200503B	12331	" " " " (upper)
204893	10515	" Holder (for four needles) with 200068H, 200130F and two 200166H
200068H	12331	Needle Holder Screw
200130F	12677	" Set Screw
200166H	10515	" " "
204251	12676	Presser Bar (hollow) with 200074F
204252	10441	" " Lifter
200550C	10441	" " " Hinge Screw
204253	10441	" " Lifting Bracket with 200086C
200086C	10441	Presser Bar Lifting Bracket Pinch Screw
204254	10441	Presser Bar Lifting Bracket Posi- tion Guide
200362C	10441	Presser Bar Lifting Bracket Posi- tion Guide Set Screw

No.	Plate	Name
204327	12306	Presser Bar Packing Washer (felt)
200504E	12331	" " Screw Bushing (lower)
204255	10441	" " Spring
200491B	10441	" " Thumb Screw (pres- sure regulating)
207183	10599	Presser Foot
200074F	10441	" " Screw
202068	12153	Spool Holder Base
206545	---	" " " Bracket
200257E	12677	" " " " Screw ...
206546	10565	Spool Holder Base Bracket com- plete, Nos. 206545, four each 200575H and 204297
200575H	12311	Spool Holder Base Screw
204296	12153	" " Wire
200079H	12311	" " " Hinge Screw ..
204297	12153	Spool Holder complete, Nos. 200079H, 202068 and 204296
204384	---	Take-up Cam with 200335C, 200383C and 200430C
203172	12307	Take-up Cam Friction Washer
200430C	12311	" " Position Screw
200383C	12311	" " " " Check Screw
200335C	12311	Take-up Cam Set Screw
204380	12670	Take-up Cam complete, Nos. 200658C, 201519C and 204384
204896	12678	Take-up Lever
207705	---	" " 204896 with 204263
204263	12331	" " Bearing with 204264
204264	12306	" " " Position Pin..
200042F	12311	" " " Screw
201816	12307	" " Roller
204900	---	Take-up Lever complete, Nos. 200042F, 201816 and 207705
204202	12309	Tension Disc
204973	12677	" " (middle)
202090	12309	" " Position Pin
204555	12338	" Release Lever
200309E	12309	" " " Screw
202075	12309	" " Plunger
215609	---	" " Slide
204268	12331	" " " 215609 with 204269
204269	12677	Tension Release Slide Spring
202407	10881	" Spring
200632B	12309	" Stud
200397H	12309	" " Set Screw
201572B	10881	" Thumb Nut
204271	12309	" Washer

No.	Plate	Name
204974	12677	Tension complete (for two threads), Nos. 200632a, 201572b, 202075, 202107, 204271, 204973 and two 202402
204273	12677	Thread Controller Adjusting Collar with 200684u (for Presser Bar) ..
200684u	12677	Thread Controller Adjusting Collar Screw
204274	12309	Thread Controller Plate
200577u	12311	" " " Screw ..
202098	12309	" " " Roiler
204275	12309	" " " Guard
202084	12309	" " " " Washer
200300c	12309	" " " Screw
204276	12309	" " Spring
204333	12309	" " " Guard
200581u	12309	" " " " Screw ..
204277	12309	" " " Stop
204278	12309	" " " " Driving Gear
200319c	12309	Thread Controller Spring Stop Driving Gear Hinge Screw
200135c	12309	Thread Controller Spring Stop Screw
204279	12309	Thread Controller Spring Stud with 204925
200366u	12677	Thread Controller Spring Stud Set Screw
204925	12306	Thread Controller Spring Stud Washer
205987	12305	Thread Controller complete, Nos. 200300c, 200581u, 202084, 202098, 204274, 204275 and 204333
204280	12309	Thread Controller and Spring complete, Nos. 204276 and 205987
204500	12677	Thread Guide
206616	12677	" " "
204329	12677	" " Oiler (felt)
204330	12677	" " Bracket with 204329 ..
200113f	12671	" " " Screw
204975	12677	" Retainer Disc
202092	12309	" " Spring
200831b	12677	" " Stud
200368u	12309	" " " Set Screw
201574d	12677	" " " Thumb Nut
204996	12678	Thread Retainer complete (for four threads), Nos. 200831b, 201574d, 202092 and eight 204975

No.	Plate	Name
207754	12678	Throat Plate, 52 needle hole, for needle sizes 12 and 13
207756	12682	Throat Plate Needle Separating Plate
200595u	12678	Throat Plate Needle Separating Plate Screw
202062	12677	Throat Plate Position Pin
200577u	12311	" " Screw
207755	12682	Throat Plate complete, 60 needle hole, for needle sizes 8 and 9, Nos. 200595u, 207754 and 207756, for 207645

LIST OF PARTS COMPLETE

FOR

MACHINE No. 16w7

TWO NEEDLES. DROP FEED. ONE UNDER THREAD

For Ornamenting Gloves.

Makes One Draw.

No.	Plate	Name
*204528	—	Arm with 200439c, 202036 and 204705
204163	12671	" Cap
200278H	12311	" " Screw
202248	12307	" " Washer
204235	12671	" Position Pin (2)
200963E	12311	" Screw (3)
202005	12671	" " Washer (3)
204291	—	" Shaft
204705	12670	" " Bushing (front)
200439c	12311	" " " Position Screw ..
204165	12670	" " Connection with four 200054E (2)
200054E	12307	Arm Shaft Connection Screw
204174	12673	Balance Wheel, 5½ in. diam. (belt groove 2¼ in. diam.), with 200328c and 200335c
200062H	12311	Balance Wheel Adjusting Screw ..
200328c	12311	" " Position Screw
200335c	12311	" " Set Screw
*204872	—	Bed with 202062, 204245, 204393 and two 200516E
202258	12153	Bed Hinge Connection (2)
200570E	12311	" " " Screw (4)
206105	12670	" Slide (back)
204739	12670	" " (front)
204178	12672	Bobbin
208382	—	" Case (solid center bearing) with 204181
204181	—	Bobbin Case Position Finger
204531	12672	" " Tension Spring
200598c	12672	" " " " " Regu- lating Screw
200592c	12672	Bobbin Case Tension Epring Screw
208383	12672	Bobbin Case complete, Nos. 200592c, 200598c, 204531 and 208382

No.	Plate	Name
204533	12673	Face Plate with 200366H, 204730, two each 200368H, 202090, 204281 and three 200397H
200053c	12311	Face Plate Screw
204730	12331	" " Thread Guide
200397H	12309	" " " " Set Screw
204534	12673	Face Plate complete, Nos. 200113F, 200135c, 200319c, 200577H, 204277 to 204280, 204330, 204533, 204555, two each 200309E, 204059 and 204272
204875	10515	Feed Bar with 204189
206594	—	" " 204875 with 200214E, 201525E and 204877
200214E	12331	Feed Bar Hinge Screw
201525E	12331	" " " " Nut
204188	12671	" " Spring
204189	12306	" " " Hook
207643	10624	" Dog, for 207502
200106E	12311	" " Screw (2)
204876	10515	" Driving Cam with 200382c and 200437c
206079	12671	Feed Driving Cam Fork Lever with 204293 and 204928
204193	12670	Feed Driving Cam Fork Lever Con- nection with 200668c and 201525E
204194	10438	Feed Driving Cam Fork Lever Con- nection Clamp with 200031E
200031E	10438	Feed Driving Cam Fork Lever Con- nection Clamp Pinch Screw
200668c	10438	Feed Driving Cam Fork Lever Con- nection Clamp Screw Stud
201525E	12331	Feed Driving Cam Fork Lever Con- nection Clamp Screw Stud Nut ..
200002E	12338	Feed Driving Cam Fork Lever Con- nection Hinge Screw
201522E	12338	Feed Driving Cam Fork Lever Con- nection Hinge Screw Nut
*204928	—	Feed Driving Cam Fork Lever Shaft
204197	12306	" " " " " " " " Collar with 200113F
200113F	12671	Feed Driving Cam Fork Lever Shaft Collar Set Screw
204293	12671	Feed Driving Cam Fork Lever Shaft Position Pin
204968	12671	Feed Driving Cam Fork Lever Shaft Sleeve (split)
200043c	12311	Feed Driving Cam Fork Lever Shaft Sleeve Set Screw

No.	Plate	Name
201524E	12338	Feed Driving Cam Fork Lever Shaft Sleeve Set Screw Nut
206080	---	Feed Driving Cam Fork Lever complete, Nos. 204194 and 206079
200437C	12311	Feed Driving Cam Position Screw
200382C	12671	" " " " Set Screw
204294	12676	" " Rock Shaft
206555	----	" " " " 204294 with 200002E, 201522E and 204193
202305	12307	Feed Driving Rock Shaft Center (2)
200043C	12311	" " " " " Set Screw (2)
204877	10515	Feed Driving Rock Shaft Crank with 204189 (on right side) and two 200383C
200383C	12311	Feed Driving Rock Shaft Crank Set Screw
204201	10437	Feed Lifting Cam Crank with 200335C, 200431C, 200669C and 201530E
200431C	10437	Feed Lifting Cam Crank Position Screw
200335C	12311	Feed Lifting Cam Crank Set Screw
204202	10437	" " " Fork with 200027E
200027E	12338	" " " " Pinch Screw
204878	12670	" " Rock Shaft with 204264
204503	----	" " " " 204878 with 201343D and 204204
202305	12307	Feed Lifting Rock Shaft Center (2)
200043C	12311	" " " " " Set Screw (2)
204204	12671	Feed Lifting Rock Shaft Slide Block
201343D	12671	" " " " " " Hinge Screw
204264	12306	Feed Lifting Rock Shaft Slide Block Position Pin
204206	12306	Feed Regulating Handle
204207	----	" " " 204206 with 200098F, 202622, 204208 to 204210, 204213 and 204925
204208	10438	Feed Regulating Handle Adjustable Stop
200098F	10438	Feed Regulating Handle Adjustable Stop Screw
204925	12306	Feed Regulating Handle Adjustable Stop Screw Washer
204209	10438	Feed Regulating Handle Position Pin
204210	10438	Feed Regulating Handle Shaft

No.	Plate	Name
204211	10438	Feed Regulating Handle Shaft Crank with 200098F
204212	10438	Feed Regulating Handle Shaft Crank Link
200271E	10438	Feed Regulating Handle Shaft Crank Link Hinge Screw (lower)
200291E	12307	Feed Regulating Handle Shaft Crank Link Hinge Screw (upper)
200098F	10438	Feed Regulating Handle Shaft Crank Set Screw
204213	10438	Feed Regulating Handle Shaft Sleeve (split)
200362C	10441	Feed Regulating Handle Shaft Sleeve Set Screw
202622	10438	Feed Regulating Handle Shaft Sleeve Washer
202036	10438	Feed Regulating Handle Stop Pin
204214	---	Feed Regulating Handle complete, Nos. 200291E, 204207, 204211 and 204212
204879	12672	Hook (sewing) with 204217
204217	----	" Bobbin Case Stud
204880	10665	" Bracket with 200379C, two 200380C and three 204234
204881	---	Hook Bracket 204880 with 204226
204882	----	" " 204881 with 204224, 204225, 204539, 204889, two each 204223 and 204233
200379C	10665	Hook Bracket Adjusting Screw (lower)
200380C	12319	Hook Bracket Adjusting Screw (upper)
204539	10665	Hook Bracket Bobbin Case Stop (hinged)
204223	10665	Hook Bracket Bobbin Case Stop Hinge Pin
204224	10665	Hook Bracket Bobbin Case Stop Latch
204223	10665	Hook Bracket Bobbin Case Stop Latch Hinge Pin
204225	10665	Hook Bracket Bobbin Case Stop Latch Spring
200085C	12672	Hook Bracket Screw (lower or upper)
207700	----	Hook Bracket complete, Nos. 204879 and 204882
204239	12674	Hook Driver with 204242 and 204243
204885	10669	" " Bevel Gear, 25 teeth, with two 200348C

No.	Plate	Name
200348c	10665	Hook Driver Bevel Gear Set Screw
208246	-----	" " Crank
204240	12672	" " " 208246 with 200378c, 200662c, 201530E and two 200348c
204241	10437	Hook Driver Crank Link
200669c	10665	" " " " Stud
201530E	10664	" " " " " Nut
200348c	10665	" " " " Set Screw (long)
200378c	12311	" " " " " (short)
200662c	10665	" " " " Stud
201530E	10665	" " " " " Nut
204243	12674	" " Pin
204242	12674	" " Washer
204887	10669	" Driving Bevel Gear, 24 teeth (intermediate)
204888	-----	Hook Driving Bevel Gear (inter- mediate) Bracket
206078	10669	Hook Driving Bevel Gear (inter- mediate) Bracket 204888 with 200772c, 201514E and 204887
200041E	10669	Hook Driving Bevel Gear (inter- mediate) Bracket Screw (2)
200772c	10669	Hook Driving Bevel Gear (inter- mediate) Bracket Screw Stud ...
201514E	10669	Hook Driving Bevel Gear (inter- mediate) Bracket Screw Stud Nut
204890	12670	Hook Driving Bevel Gear (inter- mediate) Oil Guard
200113F	12671	Hook Driving Bevel Gear (inter- mediate) Oil Guard Screw (2) ..
204886	10669	Hook Driving Bevel Gear Shaft, 25 teeth
204393	12674	Hook Driving Bevel Gear Shaft Bushing
204891	12676	Hook Driving Shaft
204245	12670	" " " Bearing
202126	12674	" " " " Position Pin
200516E	12311	" " " " Screw ...
204246	12674	" " " " Collar with two 200383c
200383c	12311	Hook Driving Shaft Collar Set Screw
204226	12674	Hook Race, .156 in. thick, 1.906 in. diameter
204889	12675	Hook Race Cap (steel)
204230	10665	" " " Spring
204233	12674	" " " " 204230 with 200802E
200802E	12674	Hook Race Cap Spring Screw
204234	10665	" " Position Pin

No.	Plate	Name
202445	11125	Knee Lifter Connection Lever with 202446
227312	-----	Knee Lifter Connection Lever 202445 with 200224H, 200262H, 227303 and 227308
200224H	12306	Knee Lifter Connection Lever Hinge Screw
227308	11125	Knee Lifter Connection Lever Lift- ing Rod with 202302
202302	12306	Knee Lifter Connection Lever Lift- ing Rod Cotter Pin
202446	12306	Knee Lifter Connection Lever Pin
227303	11125	" " Lifting Lever
200262H	12306	" " " " Hinge Screw
204870	12676	Needle Bar (hollow)
204248	12307	" " Connecting Link
200658c	12307	" " " " Hinge Screw Stud
201519c	12307	Needle Bar Connecting Link Hinge Screw Stud Nut
204249	12677	Needle Bar Connecting Stud with 200072c and 202277
202277	-----	Needle Bar Connecting Stud Oil Packing (wick)
200072c	12677	Needle Bar Connecting Stud Pinch Screw
204326	12338	Needle Bar Packing Cord (2)
200504E	12331	" " Screw Bushing (lower)
200503B	12331	" " " " (upper) ..
204901	10515	" Holder, (for two needles) with 200068H and three 200612F
200068H	12331	Needle Holder Screw
200612F	12677	" Set Screw
204251	12676	Presser Bar (hollow) with 200074F
204252	10441	" " Lifter
200550c	10441	" " " Hinge Screw
204253	10441	" " Lifting Bracket with 200086c
200086c	10441	Presser Bar Lifting Bracket Pinch Screw
204254	10441	Presser Bar Lifting Bracket Posi- tion Guide
200362c	10441	Presser Bar Lifting Bracket Posi- tion Guide Set Screw
204327	12306	Presser Bar Packing Washer (felt)
200504E	12331	" " Screw Bushing (lower)
204255	10441	" " Spring
200491B	10441	" " Thumb Screw (pres- sure regulating)

No.	Plate	Name
207110	10600	Presser Foot
200074F	10441	" " Screw
202068	12153	Spool Holder Base
204551	-----	" " " Bracket
200257E	12677	" " " Screw
204552	10565	Spool Holder Base Bracket complete, Nos. 204551, two each 200575H and 204297
200575H	12311	Spool Holder Base Screw
204296	12153	" " Wire
200079H	12311	" " " Hinge Screw
204297	12153	Spool Holder complete, Nos. 200079H, 202068 and 204296
204384	----	Take-up Cam with 200335c, 200383c, and 200430c
203172	12307	Take-up Cam Friction Washer
200430c	12311	" " Position Screw
200383c	12311	" " " " Check Screw
200335c	12311	Take-up Cam Set Screw
204380	12670	Take-up Cam complete, Nos. 200658c, 201519c and 204384
204553	12331	Take-up Lever
206601	----	" " 204553 with 204263
204263	12331	" " Bearing with 204264
204264	12306	" " " Position Pin
200042F	12311	" " " Screw
201816	12307	" " Roller
204554	12331	Take up Lever complete, Nos. 200042F, 201816 and 206601
202402	12309	Tension Disc
202090	12309	" " Position Pin
204555	12338	" Release Lever
200309E	12309	" " " Screw
202075	12309	" " Plunger
215609	-----	" " Slide
204268	12331	" " " 215609 with 204269
204269	12677	" " " Spring
202407	10881	" Spring
200632B	12309	" Stud
200397H	12309	" " Set Screw
201572B	10881	" Thumb Nut
204271	12309	" Washer
204272	12309	Tension complete, Nos. 200632B, 201572B, 202075, 202407, 204271 and two 202402
204273	12677	Thread Controller Adjusting Collar with 200684H (for Presser Bar) ..
200684H	12677	Thread Controller Adjusting Collar Screw

No.	Plate	Name
204274	12309	Thread Controller Plate
200577H	12311	" " " Screw
202098	12309	" " Roller
204275	12309	" " " Guard
202084	12309	" " " " Washer
200300C	12309	" " " Screw
204276	12309	" " Spring
204333	12309	" " " Guard
200581H	12309	" " " " Screw
204277	12309	" " " Stop
204278	12309	" " " " Driving Gear
200319c	12309	Thread Controller Spring Stop Driving Gear Hinge Screw
200135c	12309	Thread Controller Spring Stop Screw
204279	12309	Thread Controller Spring Stud with 204925
200366H	12677	Thread Controller Spring Stud Set Screw
204925	12306	Thread Controller Spring Stud Washer
205987	12309	Thread Controller complete, Nos. 200300c, 200581H, 202084, 202098, 204274, 204275 and 204333
204280	12309	Thread Controller and Spring complete, Nos. 204276 and 205987 ..
204556	12331	Thread Guide
204329	----	" Oiler (felt)
204330	12677	" " Bracket with 204329 ..
200113F	12671	" " " Screw
204281	12309	" Retainer Guide Wire
202091	12309	" " Sleeve
202092	12309	" " Spring
204058	12309	" " Stud
200368H	12309	" " " Set Screw
204059	12680	Thread Retainer complete, Nos. 202091, 202092 and 204058
207502	12680	Throat Plate, 60 needle hole, for needle sizes 8 and 9, with 207505, for 207643
202062	12677	Throat Plate Position Pin
207505	12680	" " Ridge Guide
200577H	12311	" " Screw

LIST OF PARTS COMPLETE

FOR

MACHINE No. 16w8

TWO NEEDLES. DROP FEED. ONE UNDER THREAD

For Staying, Cording or Imitation Cording in Shoes

In gauges from $\frac{3}{16}$ to $\frac{3}{8}$ inch.

No.	Plate	Name
*204528	—	Arm with 200439c, 202036 and 204705
204163	12671	" Cap
200278H	12311	" " Screw
202248	12307	" " " Washer
204235	12671	" Position Pin (2)
200963E	12311	" Screw (3)
202005	12671	" " Washer (3)
204291	—	" Shaft
204705	12670	" " Bushing (front)
200439c	12311	" " " Position Screw ..
204165	12670	" " Connection with four 200054E (2)
200054E	12307	Arm Shaft Connection Screw
204174	12673	Balance Wheel, 5½ in. diam. (belt groove 2¼ in. diam.), with 200238c and 200335c
200062H	12311	Balance Wheel Adjusting Screw ..
200328c	12311	" " Position Screw
200335c	12311	" " Set Screw
*204872	—	Bed with 202062, 204245, 204393 and two 200516E
202258	12153	Bed Hinge Connection (2)
200570E	12311	" " " Screw (4)
206105	12670	" Slide (back)
204739	12670	" " (front)
204178	12672	Bobbin
208382	—	" Case (solid center bearing) with 204181
204181	—	Bobbin Case Position Finger
204531	12672	" " Tension Spring
200598c	12672	" " " " Regu- lating Screw
200592c	12672	Bobbin Case Tension Spring Screw
208383	12672	Bobbin Case complete, Nos. 200592c, 200598c, 204531 and 208382

No.	Plate	Name
204533	12673	Face Plate with 200366H, 204730, two each 200368H, 202090, 204281 and three 200397H
200053c	12311	Face Plate Screw
204730	12331	" " Thread Guide
200397H	12309	" " " " Set Screw
204534	12673	Face Plate complete, Nos. 200113F, 200135c, 200319c, 200577H, 204277 to 204280, 204330, 204533, 204555, two each 200309E, 204059 and 204272
204875	10515	Feed Bar with 204189
206594	—	" " 204875 with 200214E, 201525E and 204877
200214E	12331	Feed Bar Hinge Screw
201525E	12331	" " " " Nut
204188	12671	" " Spring
204189	12306	" " " Hook
207624	12679	" Dog, for 207423
200106E	12311	" " Screw (2)
204876	10515	" Driving Cam with 200382c and 200437c
206079	12671	Feed Driving Cam Fork Lever with 204293 and 204928
204193	12670	Feed Driving Cam Fork Lever Con- nection with 200668c and 201525E
204194	10438	Feed Driving Cam Fork Lever Con- nection Clamp with 200031F
200031F	10438	Feed Driving Cam Fork Lever Con- nection Clamp Pinch Screw
200668c	10438	Feed Driving Cam Fork Lever Con- nection Clamp Screw Stud
201525E	12331	Feed Driving Cam Fork Lever Con- nection Clamp Screw Stud Nut ..
200002E	12338	Feed Driving Cam Fork Lever Con- nection Hinge Screw
201522E	12338	Feed Driving Cam Fork Lever Con- nection Hinge Screw Nut
*204928	—	Feed Driving Cam Fork Lever Shaft
204197	12306	" " " " " "
		Collar with 200113F
200113F	12671	Feed Diving Cam Fork Lever Shaft Collar Set Screw
204293	12671	Feed Driving Cam Fork Lever Shaft Position Pin
204968	12671	Feed Driving Cam Fork Lever Shaft Sleeve (split)
200043c	12311	Feed Driving Cam Fork Lever Shaft Sleeve Set Screw

No.	Plate	Name
201524E	12338	Feed Driving Cam Fork Lever Shaft Sleeve Set Screw Nut
206080	-----	Feed Driving Cam Fork Lever complete, Nos. 204194 and 206079
200437c	12311	Feed Driving Cam Position Screw
200382c	12671	" " " Set Screw
204294	12676	" " Rock Shaft
206555	-----	" " " " 204294 with 200002E, 201522E and 204193
202305	12307	Feed Driving Rock Shaft Center (2)
200043c	12311	" " " " " Set Screw (2)
204877	10515	Feed Driving Rock Shaft Crank with 204189 (on right side) and two 200383c
200383c	12311	Feed Driving Rock Shaft Crank Set Screw
204201	10437	Feed Lifting Cam Crank with 200335c, 200431c, 200669c and 201530E
200431c	10437	Feed Lifting Cam Crank Position Screw
200335c	12311	Feed Lifting Cam Crank Set Screw
204202	10437	Feed Lifting Cam Fork with 200027E
200027E	12338	" " " " Pinch Screw
204878	12670	" " Rock Shaft with 204264
204503	-----	" " " " 204878 with 201343D and 204204
202305	12307	Feed Lifting Rock Shaft Center (2)
200043c	12311	" " " " " Set Screw (2)
204204	12671	Feed Lifting Rock Shaft Slide Block
201343D	12671	" " " " " " Hinge Screw
204264	12306	Feed Lifting Rock Shaft Slide Block Position Pin
204206	12306	Feed Regulating Handle
204207	-----	" " " " 204206 with 200098F, 202622, 204208 to 204210, 204213 and 204925
204208	10438	Feed Regulating Handle Adjustable Stop
200098F	10438	Feed Regulating Handle Adjustable Stop Screw
204925	10438	Feed Regulating Handle Adjustable Stop Screw Washer
204209	10438	Feed Regulating Handle Position Pin

No.	Plate	Name
204210	10438	Feed Regulating Handle Shaft
204211	16438	" " " " Crank with 200098F
204212	10438	Feed Regulating Handle Shaft Crank Link
200271H	10438	Feed Regulating Handle Shaft Crank Link Hinge Screw (lower)
200291E	12307	Feed Regulating Handle Shaft Crank Link Hinge Screw (upper)
200098F	10438	Feed Regulating Handle Shaft Crank Set Screw
204213	10438	Feed Regulating Handle Shaft Sleeve (split)
200362c	10441	Feed Regulating Handle Shaft Sleeve Set Screw
202622	10438	Feed Regulating Handle Shaft Sleeve Washer
202036	10438	Feed Regulating Handle Stop Pin
204214	-----	Feed Regulating Handle complete, Nos. 200291E, 204207, 204211 and 204212
200157E	12338	Guide Screw
230705	12671	" Slide (lower)
200177D	12671	" " " Screw
230706	12671	" " (upper)
230707	12671	Guide (adjustable) complete, Nos. 200177D, 230705 and 230706
204879	12672	Hook (sewing) with 204217
204217	-----	" Bobbin Case Stud
204880	10665	" Bracket with 200379c, two 200380c and three 204224
204881	-----	Hook Bracket 204880 with 204224
204882	-----	" " 204881 with 204224, 204225, 204539, 204889, two each 204223 and 204233
200379c	10665	Hook Bracket Adjusting Screw (lower)
200380c	12319	Hook Bracket Adjusting Screw (upper)
204539	10665	Hook Bracket Bobbin Case Stop (hinged)
204223	10665	Hook Bracket Bobbin Case Stop Hinge Pin
204224	10665	Hook Bracket Bobbin Case Stop Latch
204223	10665	Hook Bracket Bobbin Case Stop Latch Hinge Pin
204225	10665	Hook Bracket Bobbin Case Stop Latch Spring

No.	Plate	Name
200085c	12672	Hook Bracket Screw (lower or upper)
207700	—	Hook Bracket complete, Nos. 204879 and 204882
204239	12674	Hook Driver with 204242 and 204243
204885	10669	" " Bevel Gear, 25 teeth, with two 200348c
200348c	10665	Hook Driver Bevel Gear Set Screw
208246	—	" " Crank
204240	12672	" " " 204246 with 200378c, 200662c, 201530E and two 200438c
204241	10437	Hook Driver Crank Link
200669c	10665	" " " " Stud
201530E	10665	" " " " " Nut
200348c	10665	" " " Set Screw (long)
200378c	12311	" " " " " (short)
200662c	10665	" " " Stud
201530E	10665	" " " " Nut
204243	12674	" " Pin
204242	12674	" " Washer
204887	10669	" Driving Bevel Gear, 24 teeth (intermediate)
204888	—	Hook Driving Bevel Gear (intermediate) Bracket
206078	10669	Hook Driving Bevel Gear (intermediate) Bracket 204888 with 200772c, 201514E and 204887
200041E	10669	Hook Driving Bevel Gear (intermediate) Bracket Screw (2)
200772c	10669	Hook Driving Bevel Gear (intermediate) Bracket Screw Stud ..
201514E	10669	Hook Driving Bevel Gear (intermediate) Bracket Screw Stud Nut
204890	12670	Hook Driving Bevel Gear (intermediate) Oil Guard
200113F	12671	Hook Driving Bevel Gear (intermediate) Oil Guard Screw (2) ..
204886	10669	Hook Driving Bevel Gear Shaft, 25 teeth
204393	12674	Hook Driving Bevel Gear Shaft Bushing
204891	12676	Hook Driving Shaft
204245	12670	" " " Bearing
202126	12674	" " " " Position Pin
200516E	12311	Hook Driving Shaft Bearing Screw
204246	12674	" " " Collar with two 200383c
200383c	12311	Hook Driving Shaft Collar Set Screw

No.	Plate	Name
204226	12674	Hook Race, .156 in. thick, 1.906 in. diameter
204889	12675	Hook Race Cap (steel)
204230	10665	" " " Spring
204233	12674	" " " " 204230 with 200802E
200802E	12674	Hook Race Cap Spring Screw
204234	10665	" " Position Pin
202445	11125	Knee Lifter Connection Lever with 202446
227312	—	Knee Lifter Connection Lever 202445 with 200224H, 200262H, 227303 and 227308
200224H	12306	Knee Lifter Connection Lever Hinge Screw
227308	11125	Knee Lifter Connection Lever Lifting Rod with 202302
202302	12306	Knee Lifter Connection Lever Lifting Rod Cotter Pin
202446	12306	Knee Lifter Connection Lever Pin
227303	11125	" " Lifting Lever
200262H	12306	" " " " Hinge Screw
204870	12676	Needle Bar (hollow)
204248	12307	" " Connecting Link
200658c	12307	" " " " Hinge Screw Stud
201519c	12307	Needle Bar Connecting Link Hinge Screw Stud Nut
204249	12677	Needle Bar Connecting Stud with 200072c and 202277
202277	—	Needle Bar Connecting Stud Oil Packing (wick)
200072c	12677	Needle Bar Connecting Stud Pinch Screw
204326	12338	Needle Bar Packing Cord (2)
200504E	12331	" " Screw Bushing (lower)
200503B	12331	" " " " (upper)
204901	10515	" Holder (for two needles) with 200068H and three 200612F
203703	12677	Needle Holder, in gauges $\frac{3}{8}$, $\frac{1}{2}$ and $\frac{5}{8}$ in., with 200068H and two 200141F
200068H	12331	Needle Holder Screw
200141F	12677	" Set Screw
200612F	12677	" " "
206068	12676	Presser Bar (hollow) with two 200074F
204252	10441	Presser Bar Lifter
200550c	10441	" " " Hinge Screw ..

No.	Plate	Name
204253	10441	Presser Bar Lifting Bracket with 200086c
200086c	10441	Presser Bar Lifting Bracket Pinch Screw
204254	10441	Presser Bar Lifting Bracket Position Guide
200362c	10441	Presser Bar Lifting Bracket Position Guide Set Screw
204327	12306	Presser Bar Packing Washer (felt)
200504E	12331	" " Screw Bushing (lower)
204258	12677	" " Spring (heavy)
200491B	10441	" " Thumb Screw (pressure regulating)
229290	12683	Presser Foot with 229291, 229298 and four 200172u, adjustable from $\frac{5}{16}$ to $\frac{3}{8}$ inch
229291	12683	Presser Foot Needle Guide (left) ..
229298	12683	" " " " (right) ..
200172H	12677	" " " " Screw ..
200074F	10441	" " " " Screw
202068	12153	Spool Holder Base
204551	-----	" " " " Bracket
200257E	12677	" " " " Screw ..
204552	10565	Spool Holder Base Bracket complete, Nos. 204551, two each 200575H and 204297
200575H	12311	Spool Holder Base Screw
204296	12153	" " Wire
200079H	12311	" " " " Hinge Screw ..
204297	12153	Spool Holder complete, Nos. 200079H, 202068 and 204296
204384	---	Take-up Cam with 200335c, 200383c and 200430c
203172	12307	Take-up Cam Friction Washer
200430c	12311	" " Position Screw
200383c	12311	" " " " Check Screw
200335c	12311	Take-up Cam Set Screw
204380	12670	Take-up Cam complete, Nos. 200658c, 201519c and 204384
204553	12331	Take-up Lever
206601	---	" " 204553 with 204263
204263	12331	" " Bearing with 204264
204264	12306	" " " " Position Pin
200042F	12311	" " " " Screw
201816	12307	" " " " Roller
204554	12331	Take-up Lever complete, Nos. 200042F, 201816 and 206601
202402	12309	Tension Disc

No.	Plate	Name
202090	12309	Tension Disc Position Pin
204555	12338	" Release Lever
200309E	12309	" " " " Screw
202075	12309	" " Plunger
215609	---	" " Slide
204268	12331	" " " " 215609 with 204269
204269	12677	Tension Release Slide Spring
202407	10881	" Spring
200632E	12309	" Stud
200397H	12309	" " Set Screw
201572B	10881	" Thumb Nut
204271	12309	" Washer
204272	12309	Tension complete, Nos. 200632B, 201572B, 202075, 202407, 204271 and two 202402
204273	12677	Thread Controller Adjusting Collar with 200684H (for Presser Bar)
200684H	12677	Thread Controller Adjusting Collar Screw
204274	12309	Thread Controller Plate
200577H	12311	" " " " Screw
202098	12309	" " Roller
204275	12309	" " " " Guard
202084	12309	" " " " Washer
200300c	12309	" " " " Screw
204276	12309	" " Spring
204333	12309	" " " " Guard
200581H	12309	" " " " Screw ..
204277	12309	" " " " Stop
204278	12309	" " " " Driving Gear
200319c	12309	Thread Controller Spring Stop Driving Gear Hinge Screw
200135c	12309	Thread Controller Spring Stop Screw
204279	12309	Thread Controller Spring Stud with 204925
200366H	12677	Thread Controller Spring Stud Set Screw
204925	12306	Thread Controller Spring Stud Washer
205987	12309	Thread Controller complete, Nos. 200300c, 200581H, 202084, 202098, 204274, 204275 and 204333
204280	12309	Thread Controller and Spring complete, Nos. 204276 and 205987
204556	12331	Thread Guide
204329	---	" Oiler (felt)
204330	12677	" " Bracket with 204329 ..

No.	Plate	Name
200113F	12671	Thread Oiler Bracket Screw
204281	12309	" Retainer Guide Wire
202091	12309	" " Sleeve
202092	12309	" " Spring
204058	12309	" " Stud
200368II	12309	" " " Set Screw
204059	12309	Thread Retainer complete, Nos. 202091, 202092 and 204058
207423	12681	Throat Plate, 50 needle hole, for needle sizes 14 and 15, for 207624
202062	12677	Throat Plate Position Pin
200577II	12311	" " Screw

LIST OF PARTS COMPLETE

FOR

MACHINE No. 16w9

FOUR NEEDLES. DROP FEED. ONE UNDER THREAD

For Ornamenting Gloves

Makes One Draw with two Rows of Stitching on Each Side

No.	Plate	Name
*204528	---	Arm with 200439c, 202036 and 204705
204163	12671	" Cap
200278II	12311	" " Screw
202248II	12307	" " " Washer
204235	12671	" Position Pin (2)
200963E	12311	" Screw (3)
202005	12671	" " Washer (3)
204291	---	" Shaft
204705	12670	" " Bushing (front)
200439c	12311	" " " Position Screw ..
204165	12670	" " Connection with four 200054E (2)
200054E	12307	Arm Shaft Connection Screw
204174	12673	Balance Wheel, 5 $\frac{1}{4}$ in. diam. (belt groove 2 $\frac{1}{4}$ in. diam.), with 200383c and 200335c
200062II	12311	Balance Wheel Adjusting Screw ..
200328c	12311	" " Position Screw
200335c	12311	" " Set Screw
*204872	---	Bed with 202062, 204245, 204393 and two 200516E
202258	12153	Bed Hinge Connection (2)
200570E	12311	" " " Screw (4)
206105	12670	" Slide (back)
204739	12670	" " (front)
204178	12672	Bobbin
208382	---	" Case (solid center bearing) with 204181
204181	---	Bobbin Case Position Finger
204531	12672	" " Tension Spring
200598c	12672	" " " " Regu- lating Screw
200592c	12672	Bobbin Case Tension Spring Screw
208383	---	Bobbin Case complete, Nos. 200592c, 200598c, 204531 and 208382
204970	12673	Face Plate with 200366II, 200368II, two 202090 and three 200397II ..
200053c	12311	Face Plate Screw

No.	Plate	Name
204971	12678	Face Plate Thread Guide
200397H	12309	" " " " Set Screw
204995	12673	Face Plate complete, Nos. 200113E, 200135c, 200319c, 200577H, 204277 to 204280, 204330, 204555, 204970, 204971, 204996, two each 200309E and 204974
204875	10515	Feed Bar with 204189
206594	----	" " 204875 with 200214E, 201525E and 204877
200214c	12331	Feed Bar Hinge Screw
201525E	12331	" " " " Nut
204188	12671	" " Spring
204189	12306	" " " Hook
207643	10624	" Dog
200106E	12311	" " Screw (2)
204876	10515	" Driving Cam with 200382c and 200437c
206079	12671	Feed Driving Cam Fork Lever with 204293 and 204928
204193	12670	Feed Driving Cam Fork Lever Con- nection with 200668c and 201525E
204194	10438	Feed Driving Cam Fork Lever Con- nection Clamp with 200031E
200031E	10438	Feed Driving Cam Fork Lever Con- nection Clamp Pinch Screw
200668c	10438	Feed Driving Cam Fork Lever Con- nection Clamp Screw Stud
201525E	12331	Feed Driving Cam Fork Lever Con- nection Clamp Screw Stud Nut
200002E	12338	Feed Driving Cam Fork Lever Con- nection Hinge Screw
201522E	12338	Feed Driving Cam Fork Lever Con- nection Hinge Screw Nut
*204928	----	Feed Driving Cam Fork Lever Shaft
204197	12306	" " " " " "
		Collar with 200113E
200113E	12671	Feed Driving Cam Fork Lever Shaft Collar Set Screw
204293	12671	Feed Driving Cam Fork Lever Shaft Position Pin
204968	12671	Feed Driving Cam Fork Lever Shaft Sleeve (split)
200043c	12311	Feed Driving Cam Fork Lever Shaft Sleeve Set Screw
201524E	12338	Feed Driving Cam Fork Lever Shaft Sleeve Set Screw Nut
206080	----	Feed Driving Cam Fork Lever com- plete, Nos. 204194 and 206079

No.	Plate	Name
200437c	12311	Feed Driving Cam Position Screw
200382c	12671	" " " " Set Screw
204294	12676	" " Rock Shaft
206555	----	" " " " 204294 with 200002E, 201522E and 204193 ...
202305c	12307	Feed Driving Rock Shaft Center (2)
200043c	12311	" " " " " " Set Screw (2)
204877	10515	Feed Driving Rock Shaft Crank with 204189 (on right side) and two 200383c
200383c	12311	Feed Driving Rock Shaft Crank Set Screw
204201	10437	Feed Lifting Cam Crank with 200335c, 200431c, 200669c, and 201530E
200431c	10437	Feed Lifting Cam Crank Position Screw
200335c	12311	Feed Lifting Cam Crank Set Screw
204202	10437	" " " Fork with 200027E
200027E	12338	" " " " Pinch Screw
204878	12670	" " Rock Shaft with 204264
204503	----	" " " " 204878 with 201343D and 204204
202305c	12307	Feed Lifting Rock Shaft Center (2)
200043c	12311	" " " " " " Set Screw (2)
204204	12671	Feed Lifting Rock Shaft Slide Block
201343D	12671	" " " " " " " Hinge Screw
204264	12306	Feed Lifting Rock Shaft Slide Block Position Pin
204206	12306	Feed Regulating Handle
204207	----	" " " " 204206 with 200098E, 202622, 204208 to 204210, 204213 and 204925
201208	10438	Feed Regulating Handle Adjustable Stop
200098E	10438	Feed Regulating Handle Adjustable Stop Screw
204925	12306	Feed Regulating Handle Adjustable Stop Screw Washer
204209	10438	Feed Regulating Handle Position Pin
204210	10438	Feed Regulating Handle Shaft
204211	10438	" " " " " Crank with 200098E
204212	10438	Feed Regulating Handle Shaft Crank Link

No.	Plate	Name
200271E	10438	Feed Regulating Handle Shaft Crank Link Hinge Screw (lower)
200291E	12307	Feed Regulating Handle Shaft Crank Link Hinge Screw (upper)
200098F	10438	Feed Regulating Handle Shaft Crank Set Screw
204213	10438	Feed Regulating Handle Shaft Sleeve (split)
200362C	10441	Feed Regulating Handle Shaft Sleeve Set Screw
202622	10438	Feed Regulating Handle Shaft Sleeve Washer
202036	10438	Feed Regulating Handle Stop Pin
204214	-----	Feed Regulating Handle complete, Nos. 200219E, 204207, 204211 and 204212
204379	12642	Hook (sewing) with 204217
204217	-----	" Bobbin Case Stud
204880	10665	" Bracket with 200379C, two 200380C and three 204234C
204881	-----	Hook Bracket 204880 with 204226C
207701	-----	" " 204881 with 204224, 204225, 204232, 204539, two each 204223 and 204233
200379C	10665	Hook Bracket Adjusting Screw (lower)
200380C	12319	Hook Bracket Adjusting Screw (upper)
204539	10665	Hook Bracket Bobbin Case Stop (hinged)
204223	10665	Hook Bracket Bobbin Case Stop Hinge Pin
204224	10665	Hook Bracket Bobbin Case Stop Latch
204223	10665	Hook Bracket Bobbin Case Stop Latch Hinge Pin
204225	10665	Hook Bracket Bobbin Case Stop Latch Spring
200085C	12672	Hook Bracket Screw (lower or upper)
207702	-----	Hook Bracket complete, Nos. 204879 and 207701
207716	-----	Hook Driver with 204242 and 204243
204885	10669	" Bracket Bevel Gear, 25 teeth, with two 200348C
200348C	10665	Hook Driver Bevel Gear Set Screw
208246	-----	" " Crank
204240	12672	" " " 208246 with 200378C, 200662C, 201530E and two 200348C

No.	Plate	Name
204241	10437	Hook Driver Crank Link
200669C	10635	" " " " Stud
201530E	10665	" " " " " Nut
200348C	10665	" " " Set Screw (long)
200378C	12311	" " " " " (short)
200662C	10665	" " " Stud
201530E	10665	" " " " Nut
201243	12674	" " Pin
204242	12674	" " Washer
204887	10669	" Driving Bevel Gear, 24 teeth (intermediate)
204888	-----	Hook Driving Bevel Gear (intermediate) Bracket
206078	10669	Hook Driving Bevel Gear (intermediate) Bracket 204888 with 200772C, 201514E, and 204887
200041E	10669	Hook Driving Bevel Gear (intermediate) Bracket Screw (2)
200772C	10669	Hook Driving Bevel Gear (intermediate) Bracket Screw Stud
201514E	10669	Hook Driving Bevel Gear (intermediate) Bracket Screw Stud Nut
204890	12670	Hook Driving Bevel Gear (intermediate) Oil Guard
200113E	12671	Hook Driving Bevel Gear (intermediate) Oil Guard Screw (2)
204886	10669	Hook Driving Bevel Gear Shaft, 25 teeth
204293	12674	Hook Driving Bevel Gear Shaft Bushing
204891	12676	Hook Driving Shaft
204245	12670	" " " Bearing
202126	12674	" " " " Position Pin
200516E	12311	Hook Driving Shaft Bearing Screw
204246	12674	" " " Collar with two 200383C
200383C	12311	Hook Driving Shaft Collar Set Screw
204226	12674	Hook Race, .156 in. thick, 1.906 in. diameter
204232	12675	Hook Race Cap (steel)
204230	10665	" " " Spring
204233	12674	" " " " 204230 with 200802E
200802E	12674	Hook Race Cap Spring Screw
204234C	10665	" " Position Pin
202445	11125	Knee Lifter Connection Lever with 202446

No.	Plate	Name
227312	-----	Knee Lifter Connection Lever 202445 with 200224H, 200262H, 227303 and 227308
200224H	12306	Knee Lifter Connection Lever Hinge Screw
227308	11125	Knee Lifter Connection Lever Lift- ing Rod with 202302
202302	12306	Knee Lifter Connection Lever Lift- ing Rod Cotter Pin
202446	12306	Knee Lifter Connection Lever Pin
227303	11125	" " Lifting Lever
200262H	12306	" " " " Hinge Screw
204862	12676	Needle Bar (hollow)
204248	12307	" " Connecting Link
200658c	12307	" " " " Hinge Screw Stud
201519c	12307	Needle Bar Connecting Link Hinge Screw Stud Nut
204249	12677	Needle Bar Connecting Stud with 200072c and 202277
202277	----	Needle Bar Connecting Stud Oil Packing (wick)
200072c	12677	Needle Bar Connecting Stud Pinch Screw
204326	12338	Needle Bar Packing Cord (2)
200504E	12331	" " Screw Bushing (lower)
200503E	12331	" " " " (upper)
204893	10515	" Holder (for four needles) with 200068H, 200130F and two 200166H
200068H	12331	Needle Holder Screw
200130F	12677	" Set Screw
200166H	10515	" " "
204251	12676	Presser Bar (hollow) with 200074E
204252	10441	" " Lifter
200550c	10441	" " " Hinge Screw
204253	10441	" " Lifting Bracket with 200086c
200086c	10441	Presser Bar Lifting Bracket Pinch Screw
204254	10441	Presser Bar Lifting Bracket Posi- tion Guide
200362c	10441	Presser Bar Lifting Bracket Posi- tion Guide Set Screw
204327	12306	Presser Bar Packing Washer (old)
200504E	12331	" " Screw Bushing (lower)
204255	10441	" " Spring
200491B	10441	" " Thumb Screw (pres- sure regulating)

No.	Plate	Name
207110	10600	Presser Foot
200074F	10441	" " Screw
202068	12153	Spool Holder Base
206545	----	" " " Bracket
200257E	12677	" " " " Screw ..
206546	10565	Spool Holder Base Bracket com- plete, Nos. 206545, four each 200575H and 204297
200575H	12311	Spool Holder Base Screw
204296	12153	" " Wire
200079H	12311	" " " Hinge Screw ..
204297	12153	Spool Holder complete Nos. 200079H, 202068 and 204296
204384	----	Take-up Cam with 200335c, 200383c and 200430c
203172	12307	Take-up Cam Friction Washer
200430c	12311	" " Position Screw
200383c	12311	" " " " Check Screw
200335c	12311	Take-up Cam Set Screw
204380	12670	Take-up Cam complete, Nos. 200658c, 201519c and 204384
204896	12678	Take-up Lever
207705	----	" " 201896 with 204263
204263	12331	" " Bearing with 204264
204264	12306	" " " Position Pin
200042F	12311	" " " Screw
201816	12307	" " Roller
204900	----	Take-up Lever complete, Nos. 200042F, 201816 and 207705
202402	12309	Tension Disc
204973	12677	" " (middle)
202090	12309	" " Position Pin
204553	----	" Release Lever
200309E	12309	" " " Screw
202075	12309	" " Pulger
215609	----	" " Slide
204268	12331	" " " 215609 with 204269
204269	12677	" " " Spring
202407	10881	" Spring
200632B	12309	" Stud
200397H	12309	" " Set Screw
201572B	10881	" Thumb Nut
204271	12309	" Washer
204971	12677	Tension complete, (for two threads) Nos. 200632c, 201572c, 202075, 202407, 204271, 204973 and two 202402
204273	12677	Thread Controller Adjusting Collar with 200684H (for Presser Bar)

No.	Plate	Name
200684H	12677	Thread Controller Adjusting Collar Screw
204274	12309	Thread Controller Plate
200577H	12311	" " " Screw ...
202098	12309	" " " Roller
204275	12309	" " " Guard
202084	12309	" " " " Washer
200300C	12309	" " " Screw
204276	12309	" " " Spring
204333	12309	" " " Guard
200581H	12309	" " " " Screw ..
204277	12309	" " " " Stop
204278	12309	" " " " Driving Gear
200319C	12309	Thread Controller Spring Stop Driving Gear Hinge Screw
200135C	12309	Thread Controller Spring Stop Screw
204279	12309	Thread Controller Spring Stud with 204925
200366H	12677	Thread Controller Spring Stud Set Screw
204925	12306	Thread Controller Spring Stud Washer
205987	12309	Thread Controller complete, Nos. 200300c, 200581H, 202084, 202098, 204274, 204275 and 204333
204280	12309	Thread Controller and Spring com- plete, Nos. 204276 and 205987 ..
204500	12677	Thread Guide
206616	12677	" "
204329	-----	" Oiler (felt)
204330	12677	" " Bracket with 204329 ..
200113F	12671	" " " Screw
204975	12677	" Retainer Disc
202092	12309	" " Spring
200831D	12677	" " Stud
200368H	12309	" " " Set Screw
201574D	12677	" " " Thumb Nut
204996	12678	Thread Retainer complete (for four threads), Nos. 200831D, 201574D, 202092 and eight 204975
207717	12679	Throat Plate, 50 needle hole, for needle sizes 14 and 15, with 207381
202062	12677	Throat Plate Position Pin
207381	10626	" " Ridge Guide
200577H	12311	" " " Screw

LIST OF PARTS COMPLETE

FOR

MACHINE No. 16w10

FIVE NEEDLES. DROP FEED. ONE UNDER THREAD

For Ornamenting Gloves

No.	Plate	Name
*207726		Arm with 200439c, 202036 and 204705
204263	12671	" Cap
200278H	12311	" " Screw
202248H	12307	" " " Washer
204235	12671	" Position Pin (2)
200963E	12311	" Screw (3)
202005	12671	" " Washer (3)
204291	-----	" Shaft
204705	12670	" " Bushing (front)
200439c	12311	" " " Position Screw ..
204165	12670	" " Connection with four 200054E
200054E	12307	Arm Shaft Connection Screw
204174	12673	Balance Wheel, 5½ in. diam. (belt groove 2½ in. diam.), with 200328c and 200335c
200062H	12311	Balance Wheel Adjusting Screw ..
200328c	12311	" " Position Screw
200335c	12311	" " Set Screw
*204872	-----	Bed with 202062, 204245, 204393 and two 200516E
202258	12153	Bed Hinge Connection (2)
200570E	12311	" " " Screw (4)
206105	12670	" Slide (back)
204739	12670	" " (front)
204178	12672	Bobbin
208382	-----	" Case (solid center bearing) with 204181
204181	-----	Bobbin Case Position Finger
204531	12672	" " Tension Spring
200598c	12672	" " " " Regu- lating Screw
200592c	12672	Bobbin Case Tension Spring Screw
208383	12672	Bobbin Case complete, Nos. 200592c, 200598c, 204531 and 208382
204970	12673	Face Plate with 200366H, 200368H, two 202090 and three 200397H ..
200053c	12311	Face Plate Screw
207728	12685	" " Thread Guide
200397H	12309	" " " " Set Screw

No.	Plate	Name
207729	----	Face Plate complete, Nos. 200113E, 200135C, 200319C, 200577H, 204277 to 204280, 204330, 204555, 204970, 204974, 207728, 207735, 207738 and two 200309E
204875	10515	Feed Bar with 204189
206594	----	" " 204875 with 200214E, 201525E, and 204877
200214E	12331	Feed Bar Hinge Screw
201525E	12331	" " " " Nut
204188	12671	" " Spring
204189	12306	" " Hook
207643	10624	" Dog, for 207415
200106E	12311	" " Screw (2)
204876	10515	" Driving Cam with 200382C and 200437C
206079	12671	Feed Driving Cam Fork Lever with 204293 and 204928
204193	12670	Feed Driving Cam Fork Lever Connection with 200668C and 201525E
204194	10438	Feed Driving Cam Fork Lever Connection Clamp with 200031E
200031E	10438	Feed Driving Cam Fork Lever Connection Clamp Pinch Screw
200668C	10438	Feed Driving Cam Fork Lever Connection Clamp Screw Stud
201525E	12331	Feed Driving Cam Fork Lever Connection Clamp Screw Stud Nut ..
200002E	12338	Feed Driving Cam Fork Lever Connection Hinge Screw
201522E	12338	Feed Driving Cam Fork Lever Connection Hinge Screw Nut
*204928	----	Feed Driving Cam Fork Lever Shaft
204197	12306	" " " " " " Collar with 200113E
200113E	12671	Feed Driving Cam Fork Lever Shaft Collar Set Screw
204293	12671	Feed Driving Cam Fork Lever Shaft Position Pin
204968	12671	Feed Driving Cam Fork Lever Shaft Sleeve (split)
200043C	12311	Feed Driving Cam Fork Lever Shaft Sleeve Set Screw
201524E	12338	Feed Driving Cam Fork Lever Shaft Sleeve Set Screw Nut
206080	----	Feed Driving Cam Fork Lever complete, Nos. 204194 and 206079

No.	Plate	Name
200437C	12311	Feed Driving Cam Position Screw
200382C	12671	" " " Set Screw
204294	12676	" " Rock Shaft
206555	----	" " " " 204294 with 200002E, 201522E and 204193 ...
202305C	12307	Feed Driving Rock Shaft Center (2)
200043C	12311	" " " " " Set Screw (2)
204877	10515	Feed Driving Rock Shaft Crank with 204189 (on right side) and two 200383C
200383C	12311	Feed Driving Rock Shaft Crank Set Screw
204204	10437	Feed Lifting Cam Crank with 200335C, 200431C, 200669C and 201530E
200431C	10437	Feed Lifting Cam Crank Position Screw
200335C	12311	Feed Lifting Cam Crank Set Screw
204202	10437	" " " Fork with 200027E
200027E	12338	" " " " Pinch Screw
204878	12670	" " Rock Shaft with 204264
204503	----	" " " " 204878 with 201343B and 204204
202305C	12311	Feed Lifting Rock Shaft Center (2)
200043C	12311	" " " " " Set Screw (2)
204204	12671	Feed Lifting Rock Shaft Slide Block
204343B	12671	" " " " " Hinge Screw
204264	12306	Feed Lifting Rock Shaft Slide Block Position Pin
204206	12306	Feed Regulating Handle
204207	----	" " " 204206 with 200098E, 202622, 204208 to 204210, 204213 and 204925
204208	10438	Feed Regulating Handle Adjustable Stop
200098E	10438	Feed Regulating Handle Adjustable Stop Screw
204925	12306	Feed Regulating Handle Adjustable Stop Screw Washer
204209	10438	Feed Regulating Handle Position Pin
204210	10438	Feed Regulating Handle Shaft
204211	10438	" " " " Crank with 200098E
204212	10438	Feed Regulating Handle Shaft Crank Link

No.	Plate	Name
200271E	1043S	Feed Regulating Handle Shaft Crank Link Hinge Screw (lower)
200291E	12307	Feed Regulating Handle Shaft Crank Link Hinge Screw (upper)
200098E	1043S	Feed Regulating Handle Shaft Crank Set Screw
204213	1043S	Feed Regulating Handle Shaft Sleeve (split)
200362C	10441	Feed Regulating Handle Shaft Sleeve Set Screw
202622	1043S	Feed Regulating Handle Shaft Sleeve Washer
202036	1053S	Feed Regulating Handle Stop Pin
204214	---	Feed Regulating Handle complete, Nos. 200291E, 204207, 204211 and 204212
204935	12672	Hook (sewing) with 204217
204217	---	" Bobbin Case Stud
204936	12672	" Bracket with 200379C, two 200380C and three 204234
204937	---	Hook Bracket 204936 with 204941
206087	---	" " 204937 with 204221, 204225, 204232, 204539, two each 204223 and 204233
200379C	10665	Hook Bracket Adjusting Screw (lower)
200380C	12319	Hook Bracket Adjusting Screw (upper)
204539	10665	Hook Bracket Bobbin Case Stop (hinged)
204223	10665	Hook Bracket Bobbin Case Stop Hinge Pin
204224	10665	Hook Bracket Bobbin Case Stop Latch
204223	10665	Hook Bracket Bobbin Case Stop Latch Hinge Pin
204225	10665	Hook Bracket Bobbin Case Stop Latch Spring
200085C	12672	Hook Bracket Screw (lower or upper)
206086	---	Hook Bracket complete, Nos. 204935 and 206087
204940	12674	Hook Driver with 204242 and 204243
204885	10669	" " Bevel Gear, 25 teeth, with two 200348C
200348C	10665	Hook Driver Bevel Gear Set Screw
208246	---	" " Crank
204240	12672	" " 208246 with 200378C, 200662C, 201530E and two 200348C

No.	Plate	Name
204241	10437	Hook Driver Crank Link
200669C	10665	" " " " Stud
201530E	10669	" " " " " Nut
200348C	10665	" " " " " Set Screw (long)
200378C	12311	" " " " " (short)
200662C	10665	" " " " " Stud
201530E	10665	" " " " " Nut
204243	12674	" " Pin
204242	12674	" " Washer
204887	10669	" Driving Bevel Gear, 24 teeth (intermediate)
204888	---	Hook Driving Bevel Gear (inter- mediate) Bracket
206078	10669	Hook Driving Bevel Gear (inter- mediate) Bracket 204888 with 200772C, 200514E and 204887
200041E	10669	Hook Driving Bevel Gear (inter- mediate) Bracket Screw (2)
200772C	10669	Hook Driving Bevel Gear (inter- mediate) Bracket Screw Stud
201514E	10669	Hook Driving Bevel Gear (inter- mediate) Bracket Screw Stud Nut
204890	12670	Hook Driving Bevel Gear (inter- mediate) Oil Guard
200113E	12671	Hook Driving Bevel Gear (inter- mediate) Oil Guard Screw (2)
204886	10669	Hook Driving Bevel Gear Shaft, 25 teeth
204393	12674	Hook Driving Bevel Gear Shaft Bushing
204891	12676	Hook Driving Shaft
204245	12670	" " " " Bearing
202126	12674	" " " " " Position Pin
200516E	12311	Hook Driving Shaft Bearing Screw
204246	12674	" " " " Collar with two 200383C
200383C	12311	Hook Driving Shaft Collar Set Screw
204941	12675	Hook Race, .156 in. thick, 1.906 in. diameter
204232	12675	Hook Race Cap (steel)
204230	10665	" " " " Spring
204233	12674	" " " " " 204230 with 200802E
200802E	12674	Hook Race Cap Spring Screw
204234	10665	" " " " Position Pin
202445	11125	Knee Lifter Connecion Lever with 202446

No.	Plate	Name
227312	-----	Knee Lifter Connection Lever 202445 with 200224H, 200262H, 227303 and 227308
200224H	12306	Knee Lifter Connection Lever Hinge Screw
227308	11125	Knee Lifter Connection Lever Lift- ink Rod with 202302
202302	12306	Knee Lifter Connection Lever Lift- ing Rod Cotter Pin
202446	12306	Knee Lifter Connection Lever Pin
227303	11125	" " Lifting Lever
200262H	12306	" " " " Hinge Screw
204862	12676	Needle Bar (hollow)
204248	12307	" " Connecting Link
200658c	12307	" " " " Hinge Screw Stud
201519c	12307	Needle Bar Connecting Link Hinge Screw Stud Nut
204249	12677	Needle Bar Connecting Stud with 200072c and 202277
202277	-----	Needle Bar Connecting Stud Oil Packing (wick)
200072c	12677	Needle Bar Connecting Stud Pinch Screw
204326	12338	Needle Bar Packing Cord (2)
200504E	12331	" " Screw Bushing (lower)
200503B	12331	" " " " (upper)
207730	12685	" Holder, (for five needles) with 200068H, 200130E and two 200166H
200068H	12331	Needle Holder Screw
200130E	12677	" Set Screw
200166H	10515	" " "
204251	12676	Presser Bar (hollow) with 200074E
204252	10441	" " Lifter
200550c	10441	" " " Hinge Screw
204253	10441	" " Lifting Bracket with 200086c
200086c	10441	Presser Bar Lifting Bracket Pinch Screw
204254	10441	Presser Bar Lifting Bracket Posi- tion Guide
200362c	10441	Presser Bar Lifting Bracket Posi- tion Guide Set Screw
204327	12306	Presser Bar Packing Washer (felt)
200504E	12331	" " Screw Bushing (lower)
204255	10441	" " Spring
200491B	10441	" " Thumb Screw (pres- sure regulating)

No.	Plate	Name
207731	12685	Presser Foot
200071E	10441	" " Screw
202068	12153	Spool Holder Base
206545	-----	" " " Bracket
200257B	12677	" " " " Screw ..
206546	10565	Spool Holder Base Bracket com- plete, Nos. 206545, four each 200575H and 204297
200575H	12311	Spool Holder Base Screw
204296	12153	" " Wire
200079H	12311	" " " Hinge Screw ..
204297	12153	Spool Holder complete Nos. 200079H, 202068 and 204296
204384	-----	Take-up Cam with 200335c, 200383c and 200430c
203172	12307	Take-up Cam Friction Washer
200430c	12311	" " Position Screw
200383c	12311	" " " " Check Screw
200335c	12311	Take-up Cam Set Screw
204380	12670	Take-up Cam complete, Nos. 200658c, 201519c and 204384
207732	-----	Take-up Lever
207733	-----	" " 207732 with 204263 ..
204263	12331	" " Bearing with 204264
204264	12306	" " " Position Pin
200042c	12311	" " " Screw
201816	12309	" " Roller
207734	12685	Take-up Lever complete, Nos. 200042E, 201816 and 207733
202402	12309	Tension Disc
204973	12677	" " (middle)
202090	12309	" " Position Pin
204555	12338	" Release Lever
200309E	12309	" " " Screw
202075	12309	" " Plunger
215609	-----	" " Slide
204268	12331	" " " 215609 with 204269
204269	12677	" " " Spring
202407	10881	" Spring
200632B	12309	" Stud
200397H	12309	" " Set Screw
201572B	10881	" Thumb Nut
204271	12309	" Washer
204974	12677	Tension complete, (for two threads) Nos. 200632B, 201572B, 202075, 202407, 204271, 204973 and two 202402

No.	Plate	Name
207735	12685	Tension complete, (for three threads) Nos. 200632b, 201572b, 202075, 202407, 204271, two each 202402 and 204973
204273	12677	Thread Controller Adjusting Collar with 200684H (for Presser Bar)
200684H	12677	Thread Controller Adjusting Collar Screw
204274	12309	Thread Controller Plate
200577H	12311	" " " Screw
202098	12309	" " Roller
204275	12309	" " " Guard
202084	12309	" " " " Washer
200300c	12309	" " " Screw
204276	12309	" " Spring
204333	12309	" " " Guard
200581H	12309	" " " " Screw
204277	12309	" " " Stop
204278	12309	" " " " Driving Gear
200319c	12309	Thread Controller Spring Stop Driving Gear Hinge Screw
200135c	12309	Thread Controller Spring Stop Screw
204279	12309	Thread Controller Spring Stud with 204925
200366H	12677	Thread Controller Spring Stud Set Screw
204925	12306	Thread Controller Spring Stud Washer
205987	12309	Thread Controller complete, Nos. 200300c, 200581H, 202084, 202098, 204274, 204275 and 204333
204280	12309	Thread Controller and Spring complete, Nos. 204276 and 205987 ..
207736	12685	Thread Guide
207737	12685	" "
204329	—	" Oiler (felt)
204330	12677	" " Bracket with 204329
200113F	12671	" " " Screw
204975	12677	" Retainer Disc
202092	12309	" " Spring
200831D	12677	" " Stud
200368H	12309	" " " Set Screw
201574D	12677	" " " Thumb Nut

No.	Plate	Name
207738	12685	Thread Retainer complete, (for five threads) Nos. 200831D, 201574D, 202092 and ten 204975
207415	12679	Throat Plate, 53 needle hole, for needle sizes 12 and 13, for 207643
202062	12677	Throat Plate Position Pin
200577H	12311	" " Screw

ACCESSORIES

FOR MACHINE No. 16w1

No.	Plate	Name
204178	12672	Bobbin (5)
*225482	---	" Case Screw Driver Blade ..
*225483	---	" " " " Handle ..
225497	12153	Bobbin Case Screw Driver complete, Nos. 225482 and 225483 ..
130x17	---	Needles, twelve, size 14
228166	---	Drip Pan with four wood screws ½ in., No. 5
41400	12153	Machine Rest Pin (wood)
36578	12153	Oiler with 36579
36579	12153	" Spout, 3½ in. long, with 120117
120117	---	" " Washer (leather)
*225484	---	Screw Driver Blade
*225485	---	" " Handle
225498	12153	Screw Driver complete (7¼ in. long), Nos. 225484 and 225485 ..
225554	12153	Wrench (steel)

BOBBIN WINDER

225451	---	Bobbin Holder
225453	10882	Frame with 202277 and 225438
225454	10882	" Hinge Pin
202277	---	" Oil Packing (wick)
225438	10882	" " Well Cap
225455	10882	" Spring
225456	10882	" " Plunger
202473	10883	Pulley with 200105c
200105c	---	" Set Screw
*225453	---	Spindle
225452	10882	" 225443 with 225451
225444	10882	Stop Latch
200056e	10882	" " Screw
225458	10882	" " Thumb Lever
225459	10882	" " " Hinge Stud
225460	10882	" " " " Joint Stud
202478	10882	" " Trip Lever
200299H	10882	" " " " Hinge Screw
225461	10881	Tension Bracket with 201499b
200082D	10881	" " Screw
228026	---	" " " Washer
2102	10881	" Disc

No.	Plate	Name
202407	10881	Tension Spring
201499b	10881	" Stud
201572c	10881	" " Thumb Nut
225462	10881	Bobbin Winder Tension Bracket complete, Nos. 201572c, 202407, 225461 and two 2102
225433	10883	Bobbin Winder and Tension Bracket Base
225436	10883	Universal Bobbin Winder complete, Nos. 200056e, 200082D, 200299H, 202473, 202478, 225433, 225444, 225452 to 225456, 225458 to 225460, 225462, 228026 and two wood screws ¾ in., No. 13, R.H.B.

KNEE LIFTER

227781	11125	Knee Lifter Rock Lever with 200522c and 200529c
227782	---	Knee Lifter Rock Lever 227781 with two each 202451 and 202452
227787	---	Knee Lifter Rock Lever 227782 with 202203 and 227784
202453	11125	Knee Lifter Rock Lever Knee Plate with 200526c
202203	---	Knee Lifter Rock Lever Knee Plate 202453 with 202454
202454	11125	Knee Lifter Rock Lever Knee Plate Arm (long)
200522c	12319	Knee Lifter Rock Lever Knee Plate Arm Set Screw
200526c	12319	Knee Lifter Rock Lever Knee Plate Set Screw
202451	11125	Knee Lifter Rock Lever Lug with two wood screws ¾ in., No. 13u
202452	12319	Knee Lifter Rock Lever Lug Hinge Pin
227784	11125	Knee Lifter Rock Lever Rod, 3 in. long, with 227785
*227785	---	Knee Lifter Rock Lever Rod or Oil Guard
200529c	12319	Knee Lifter Rock Lever Rod Set Screw

(Other Knee Lifter parts are listed with parts of machine head).

FOR MACHINE No. 16w2

Same as for No. 16w1 with the following exceptions:

No.	Plate	Name
131x5	---	Needles, six, size 10, in place of 130x17
131x7	---	Needles, six, size 10, in place of 130x17
207102	10559	Presses Foot, for 207389
207381	10626	Throat Plate Ridge Guide

FOR MACHINES Nos. 16w3 AND 16w6

Same as for No. 16w1 with the following exceptions:

131x5	---	Needles, four, size 10, in place of 130x17
131x7	---	Needles, four, size 10, in place of 130x17
131x15	---	Needles, four, size 10, in place of 130x17

FOR MACHINE No. 16w5

Same as for No. 16w1 with the following exceptions:

128x11	---	Needles, twelve, size 10, in place of 130x17
--------	-----	---

FOR MACHINE No. 16w7

Same as for No. 16w1 with the following exceptions:

131x5	---	Needles, six, size 10, in place of 130x17
131x7	---	Needles, six, size 10, in place of 130x17

FOR MACHINE No. 16w8

Same as for No. 16w1 with the following exceptions:

128x12	---	Needles, twelve, size 14, in place of 130x17
--------	-----	---

FOR MACHINE No. 16w9

Same as for No. 16w1 with the following exceptions:

No.	Plate	Name
131x5	---	Needles, six, size 10, in place of 130x17
131x7	---	Needles, six, size 10, in place of 130x17

FOR MACHINE No. 16w10

Same as for No. 16w1 with the following exceptions:

131x5	---	Needles, four, size 10, in place of 130x17
131x7	---	Needles, four, size 10, in place of 130x17
131x15	---	Needles, four, size 10, in place of 130x17

FEED DOGS

No.	Plate	Name
207624	12679	Feed Dog, for 207423
207643	10624	" " " 207361, 207363, 207364, 207366 to 207369, 207415, 207431, 207496, 207497, 207502, 207504, 207515, 207663, 207751 and 207752
207644	10625	Feed Dog, for 207370 and 207371 ..
207645	10628	" " " 207372, 207378 to 207380, 207389, 207457, 207755 and 207759
207646	10627	Feed Dog, for 207362, 207383 and 207387
207648	10627	Feed Dog, for 207388
207661	12679	" " " 207372, 207378 to 207380 and 207389

PRESSER FEET

FOR MACHINE No. 16w1

No.	Plate	Name
207106	10599	Presser Foot, $\frac{1}{16}$ in. gauge
207107	10599	" " $\frac{3}{32}$ in. gauge
207109	10599	" " $\frac{5}{32}$ in. gauge
207113	10600	" "
207114	10600	" "
207115	10600	" "
207116	10599	" "
207158	10600	" "
207516	12683	" " $\frac{1}{8}$ in. gauge, for cording
207518	12683	Presser Foot, $\frac{1}{4}$ in. gauge, for cording
207696	12683	" " $\frac{1}{8}$ in. gauge

FOR MACHINE No. 16w2

207101	10599	Presser Foot
207102	10599	" "
207696	12683	" " $\frac{1}{4}$ in. gauge

FOR MACHINE No. 16w3

207102	10599	Presser Foot
207103	10599	" "
207186	12683	" "
207697	12683	" "

FOR MACHINE No. 16w5

207183	12683	Presser Foot
--------	-------	--------------------

FOR MACHINE No. 16w6

207102	10599	Presser Foot
207104	10599	" "

FOR MACHINE No. 16w7

207110	10600	Presser Foot
207158	10600	" "
207696	12683	" " $\frac{1}{8}$ in. gauge

FOR MACHINE No. 16w8

No.	Plate	Name
207106	10599	Presser Foot, $\frac{1}{16}$ in. gauge
207107	10599	" " $\frac{3}{32}$ in. gauge
207109	10599	" " $\frac{5}{32}$ in. gauge
207116	10599	" "
207516	12683	" " $\frac{1}{16}$ in. gauge, for cording
207518	12683	" " $\frac{1}{8}$ in. gauge, for cording
229291	12683	" " Needle Guide (left)
229298	12683	" " " " (right)
200172H	12677	" " " " Screw..
229290	12683	" " with 229291, 229298 and four 200172H, adjustable from $\frac{3}{32}$ to $\frac{7}{32}$ inch
207696	12683	Presser Foot, $\frac{1}{8}$ in. gauge

FOR MACHINE No. 16w9

207110	10600	Presser Foot
--------	-------	--------------------

FOR MACHINE No. 16w10

207731	—	Presser Foot
--------	---	--------------------

THROAT PLATES

FOR MACHINE No 16w1

No.	Plate	Name
204340	12681	Throat Plate Cord Guide
225698	10625	" " " "
207375	10628	" " Two Needle Separating Plate
200595H	12678	Throat Plate Needle Separating Plate Screw
207382	10624	Throat Plate Ridge Guide
207386	10627	" " Tension Spring
200175H	10624	" " " " Screw
207363	10624	" " 56 needle hole, for needle sizes 10 and 11, with 207382, for imitation cording on ordinary cloth work, for 207643 ..
207364	10624	Throat Plate, 53 needle hole, for needle sizes 12 and 13, for 207643
207369	10625	Throat Plate, 53 needle hole, for needle sizes 12 and 13, with 225698, for cording, for 207643 ..
207370	10625	Throat Plate, 50 needle hole, for needle sizes 14 and 15, with 225698, for cording, for 207644 ..
207371	10626	Throat Plate, 50 needle hole, for needle sizes 14 and 15, for 207644
207383	10625	Throat Plate, 53 needle hole, for needle sizes 12 and 13 for cord- ing, for 207646
207388	10627	Throat Plate, 53 needle hole, for needle sizes 12 and 13, for 207648
207423	12681	Throat Plate, 50 needle hole, for needle sizes 14 and 15, for 207624
207515	12681	Throat Plate, 53 needle hole, for needle sizes 12 and 13, for cord- ing, for 207643
207384	—	Throat Plate, for 207387
207387	10627	Throat Plate complete, 53 needle hole, for needle sizes 12 and 13, Nos. 204340, 207384, 207386 and two 200175H, for cord shirring, for 207646
207374	—	Throat Plate, for 207378

No.	Plate	Name
207378	12682	Throat Plate complete, for needle sizes 10 and 11, Nos. 200595H, 207374 and 207375, for two rows of stitching round end glove back ornamentation, for 207645 and 207661

FOR MACHINE No. 16w2

207758	---	Throat Plate Needle Separating Plate
207381	10626	Throat Plate Ridge Guide
207757	12681	" " " "
207457	12681	" " 53 needle hole, for needle sizes 12 and 13, for 207645
207751	10660	Throat Plate, 53 needle hole, for needle sizes 12 and 13, with 207757, for one draw glove back ornamentation, for 207643
207372	10628	Throat Plate, 53 needle hole, for needle sizes 12 and 13, for two rows of stitching round end glove back ornamentation, for 207644, 207645 and 207661
207389	10628	Throat Plate, 53 needle hole, for needle sizes 12 and 13, with 207381, for making the draw for round end glove back ornamentation, for 207645 and 207661 ..
207361	10624	Throat Plate, 53 needle hole, for needle sizes 12 and 13, with 207381, for imitation cording on ordinary cloth work, for 207643
207362	10624	Throat Plate, 53 needle hole, for needle sizes 12 and 13, with 207381, for imitation cording on ordinary cloth work, for 207646
207374	---	Throat Plate, for 207378
207378	12682	Throat Plate complete, for needle sizes 10 and 11, Nos. 200595H, 207374 and 207375, for two rows or stitching round end glove back ornamentation, for 207645 and 207661
207754	---	Throat Plate, 53 needle hole, for needle sizes 12 and 13, for 207759
207759	12682	Throat Plate complete, 60 needle hole, for needle sizes 8 and 9, Nos. 200595H, 207754 and 207758, for 207645

FOR MACHINE No. 16w3

No.	Plate	Name
207376	10628	Throat Plate, Three Needle Separating Plate
207663	12680	Throat Plate, 50 needle hole, for needle sizes 14 and 15, with two 207381, for 207643
207431	12680	Throat Plate, 60 elongated needle hole, for needle sizes 9 to 11 with two 207381, for two draw glove back ornamentation, for 207643
207497	10660	Throat Plate, 53 needle hole, for needle sizes 12 and 13, for 207643
207496	10660	Throat Plate, 53 needle hole, for needle sizes 12 and 13, for 207643
207374	---	Throat Plate, for 207379
207379	12682	Throat Plate complete, for needle sizes 10 and 11, Nos. 200595H, 207374 and 207376, for three rows of stitching round end glove back ornamentation, for 207645 and 207661
207754	---	Throat Plate, 53 needle hole, for needle sizes 12 and 13, for 207755
207755	12682	Throat Plate complete, 60 needle hole, for needle sizes 8 and 9, Nos. 200595H, 207754 and 207756, for 207645

FOR MACHINE No. 16w5

207504	12680	Throat Plate, 60 needle hole, for needle sizes 8 and 9, with three 207505, for 207643
207752	10660	Throat Plate, 53 needle hole, for needle sizes 12 and 13, for three fine cords, for 207643
207368	10627	Throat Plate, 53 needle hole, for needle sizes 12 and 13, for three fine cords, for 207643
207366	10626	Throat Plate, 56 needle hole, for needle sizes 10 and 11, with three 207381, for three draw glove back ornamentation, for 207643
207755	12682	Throat Plate complete, 60 needle hole, for needle sizes 8 and 9, Nos. 200595H, 207754 and 207756, for 207645

No.	Plate	Name
207380	10628	Throat Plate complete, for needle sizes 10 and 11, Nos. 200595H, 207374 and 207377, for four rows of stitching round end glove back ornamentation, for 207645 and 207661

FOR MACHINE No. 16w6

207752	10660	Throat Plate, 53 needle hole, for needle sizes 12 and 13, for three fine cords, for 207643
207368	10627	Throat Plate, 53 needle hole, for needle sizes 12 and 13, for three fine cords, for 207643
207755	12682	Throat Plate complete, 60 needle hole, for needle sizes 8 and 9, Nos. 200595H, 207754 and 207756, for 207645
207380	10628	Throat Plate complete, for needle sizes 10 and 11, Nos. 200595H, 207374 and 207377, for four rows of stitching round end glove back ornamentation, for 207645 and 207661

FOR MACHINE No. 16w7

207758	—	Throat Plate Needle Separating Plate
207389	10628	Throat Plate 53 needle hole, for needle sizes 12 and 13, with 207381, for making the draw for round end glove back ornamentation, for 207645 and 207661
207361	10624	Throat Plate, 53 needle hole, for needle sizes 12 and 13, with 207381, for imitation cording on ordinary cloth work, for 207643
207378	12682	Throat Plate complete, for needle sizes 10 and 11, Nos. 200595H, 207374 and 207375, for two rows of stitching round end glove back ornamentation, for 207645 and 207661
207759	12682	Throat Plate complete, 60 needle hole, for needle sizes 8 and 9, Nos. 200595H, 207754 and 207758, for 207645

No.	Plate	Name
207502	12680	Throat Plate complete, 60 needle hole, for needle sizes 8 and 9, with 207505, for 207643
207751	10660	Throat Plate, 53 needle hole, for needle sizes 12 and 13, with 207757, for one draw glove back ornamentation, for 207643

FOR MACHINE No. 16w8

207423	12681	Throat Plate, 50 needle hole, for needle sizes 14 and 15, for 207624
207383	10625	Throat Plate, 52 needle hole, for needle sizes 12 and 13, for cording, for 207646
207515	12681	Throat Plate, 53 needle hole, for needle sizes 12 and 13, for cording, for 207643
207364	10624	Throat Plate, 53 needle hole, for needle sizes 12 and 13, for 207643
207384	—	Throat Plate, for 207387
207387	10627	Throat Plate complete, 53 needle hole, for needle sizes 12 and 13, Nos. 204340, 207284, 207386 and two 200175H, for cord shirring, for 207646

FOR MACHINE No. 16w9

207756	12682	Throat Plate Needle Separating Plate
207377	10628	Throat Plate Four Needle Separating Plate
207381	10626	Throat Plate Ridge Guide
207505	12680	" " " "
207502	12680	" " 60 needle hole, for needle sizes 8 and 9, with 207505, for 207643
207752	10660	Throat Plate, 53 needle hole, for needle sizes 12 and 13, for three fine cords, for 207643
207368	10627	Throat Plate, 53 needle hole, for needle sizes 12 and 13, for three fine cords, for 207643
207367	10626	Throat Plate, 60 needle hole, for needle sizes 8 and 9, with 207381, for one draw glove back ornamentation, for 207643

No.	Plate	Name
207754	----	Throat Plate, 53 needle hole, for needle sizes 12 and 13, for 207755
207755	12682	Throat Plate complete, 60 needle hole, for needle sizes 8 and 9, Nos. 200595H, 207754 and 207756, for 207645
207374	----	Throat Plate, for 207380
207380	10628	Throat Plate complete, for needle sizes 10 and 11, Nos. 200595H, 207374 and 207377, for four rows of stitching round end glove back ornamentation, for 207645 and 207661

FOR MACHINE No. 16w10

207415	12679	Throat Plate, 53 needle hole, for needle sizes 12 and 13, for 207643
--------	-------	--

OBSOLETE PARTS

No.	Plate	Name
*206561	----	Bobbin Case with 204180 and 204181
206565	----	Bobbin Case complete, Nos. 200592c, 200598c, 204531 and 206561
202470	12320	Bobbin Winder Base
202471	12320	" " Frame
202472	12319	" " " Spring
202474	12320	" " Spindle
207522	12319	" " Stop Latch
202477	12319	" " " " Thumb Lever
227523	12320	Bobbin Winder complete, Nos. 200056E, 200161D, 200221D, 201537H, 202470 to 202474, 202477, 202478, 227522, three 200299H and two round head wood screws 1 in., No. 13
202480	12320	Bobbin Winder Spool Holder Base with 200355H and 202484
202481	12320	Bobbin Winder Spool Holder Base Spool Pin
202482	12319	Bobbin Winder Spool Holder Tension Disc (lower or upper)
202483	12319	Bobbin Winder Spool Holder Tension Disc Spring (brass)
202484	12319	Bobbin Winder Spool Holder Tension Disc Thread Guide
202485	12320	Bobbin Winder Spool Holder complete, Nos. 200011E, 202480, 202481, 202483, two 202482 and one wood screw 1 in., No. 13
207647	10662	Feed Dog, for 207391, 207492 and 207414
206577	----	Presser Foot, for 206580
206578	12683	" " Needle Guide (left) ..
206579	12683	" " " " (right)
206580	12683	Presser Foot complete, Nos. 206577 to 206579 and two 200117D
207391	10622	Throat Plate, 53 needle hole, for needle sizes 12 and 13, for 207647
207392	10622	Throat Plate, 46 needle hole, for needle sizes 16 and 18, for 207647
207414	12681	Throat Plate, 53 needle hole, for needle sizes 12 and 13, for 207647

NUMERICAL LIST OF PARTS
FOR
MACHINES
OF CLASS 16w

NUMERICAL LIST OF PARTS

No.	Plate	Name
2102	10881	Bobbin Winder Tension Disc, for 225462
36578	12153	Oiler with 36579
36579	12153	" Spout, $3\frac{1}{2}$ in. long, with 120117, for 36578
41400	12153	Machine Rest Pin (wood)
120117		Oiler Spout Washer (leather), for 36579
200002e	12338	Feed Driving Cam Fork Lever Connection Hinge Screw, for 206555
200011e	12319	Bobbin Winder Spool Holder Tension Disc Screw, for 202485
200027e	12338	Feed Lifting Cam Fork Pinch Screw, for 204202
200031e	10438	Feed Driving Cam Fork Lever Connection Clamp Pinch Screw, for 204194
200041e	10669	Hook Driving Bevel Gear (intermediate) Bracket Screw
200042e	12311	Take up Lever Bearing Screw, for 204554, 204898 to 204900 and 207734
200043e	12311	Feed Driving Cam Fork Lever Shaft Sleeve Set Screw
200043e	12311	Feed Driving Rock Shaft Center Set Screw
200043e	12311	Feed Lifting Rock Shaft Center Set Screw
200053e	12311	Face Plate Screw
200054e	12307	Arm Shaft Connection Screw, for 204165
200056e	10882	Bobbin Winder Stop Latch Screw, for 225436 and 227523
200062u	12311	Balance Wheel Adjusting Screw ..
200068u	12331	Needle Holder Screw, for 203703, 204892, 204893, 204901 and 207730
200072e	12677	Needle Bar Connecting Stud Pinch Screw, for 204249
200074e	10411	Presser Foot Screw, for 204251 and 206068
200079u	12311	Spool Holder Wire Hinge Screw, for 204297
200082b	10881	Bobbin Winder Tension Bracket Screw, for 225436

No.	Plate	Name
200085c	12672	Hook Bracket Screw (lower or upper)
200086c	10441	Presser Bar Lifting Bracket Pinch Screw, for 204253
200098F	10438	Feed Regulating Handle Adjustable Stop Screw, for 204207
200098F	10438	Feed Regulating Handle Shaft Crank Set Screw, for 204211
200105c	-----	Bobbin Winder Pulley Set Screw, for 202473
200106E	12311	Feed Dog Screw
200113F	12671	" Driving Cam Fork Lever Shaft Collar Set Screw, for 204197 ..
200113F	12671	Hook Driving Bevel Gear (intermediate) Oil Guard Screw
200113F	12671	Thread Oiler Bracket Screw, for 204534, 204972, 204995 and 207729
200130F	12677	Needle Set Screw, for 204892, 204893 and 207730
200135c	12309	Thread Controller Spring Stop Screw, for 204534, 204874, 204972, 204995 and 207729
200141F	12677	Needle Set Screw, for 203703
200157B	12338	Guide Screw, for Machine No. 16w8
200161D	12319	Bobbin Winder Frame Spring Screw, for 227523
200166H	10515	Needle Set Screw, for 204892, 204893 and 207730
200171D	-----	Presser Foot Needle Guide Screw, for 206580
200172H	12677	Presser Foot Needle Guide Screw, for 229290
200175H	12678	Throat Plate Tension Spring Screw, for 207387
200177D	12671	Guide Slide (lower) Screw, for 230707
200214E	12331	Feed Bar Hinge Screw, for 206594
200221D	12319	Bobbin Winder Frame Hinge Screw, for 227523
200224H	12306	Knee Lifter Connection Lever Hinge Screw, for 227312
200262H	12306	Knee Lifter Lifting Lever Hinge Screw, for 227312
200265E	---	Spool Holder Base Bracket Screw, for Machine No. 16w3
200271E	10438	Feed Regulating Handle Shaft Crank Link Hinge Screw (lower)
200278H	12311	Arm Cap Screw

No.	Plate	Name
200291E	12307	Feed Regulating Handle Shaft Crank Link Hinge Screw (upper), for 204214
200299H	10882	Bobbin Winder Stop Latch Thumb Lever Hinge Screw, for 227523
200299H	10882	Bobbin Winder Stop Latch Thumb Lever Joint Screw, for 227523
200299H	10882	Bobbin Winder Stop Latch Trip Lever Hinge Screw, for 225436 and 227523
200300c	12309	Thread Controller Roller Screw, for 205987
200309E	12309	Tension Release Lever Screw, for 204534, 204874, 204972, 204995 and 207729
200319c	12309	Thread Controller Spring Stop Driving Gear Hinge Screw, for 204534, 204874, 204972, 204995 and 207729
200328c	12311	Balance Wheel Position Screw, for 204174
200335c	12311	Balance Wheel Set Screw, for 204174
200335c	12311	Feed Lifting Cam Crank Set Screw, for 204201
200335c	12311	Take-up Cam Set Screw, for 204384
200348c	10665	Hook Driver Bevel Gear Set Screw, for 204885
200348c	10665	Hook Driver Crank Set Screw (long), for 204240
200355H	12319	Bobbin Winder Spool Holder Tension Disc Screw Set Screw, for 202480
200362c	10441	Feed Regulating Handle Shaft Sleeve Set Screw
200362c	10441	Presser Bar Lifting Bracket Position Guide Set Screw
200366H	12677	Thread Controller Spring Stud Set Screw, for 204533 and 204970
200368H	12309	Thread Retainer Stud Set Screw, for 204533 and 204970
200378c	12311	Hook Driver Crank Set Screw (short), for 204240
200379c	10665	Hook Bracket Adjusting Screw (lower), for 204880 and 204936
200380c	12319	Hook Bracket Adjusting Screw (upper), for 204880 and 204936 ..
200382c	12671	Feed Driving Cam Set Screw, for 204876

No.	Plate	Name
200383c	12311	Feed Driving Rock Shaft Crank Set Screw, for 204877
200383c	12311	Hook Driving Shaft Collar Set Screw, for 204246
200383c	12311	Take-up Cam Position Screw Check Screw, for 204384
200397H	12309	Face Plate Thread Guide Set Screw, for 204533 and 204970
200397H	12309	Tension Stud Set Screw, for 204533 and 204970
200430c	12311	Take-up Cam Position Screw, for 204384
200431c	10437	Feed Lifting Cam Crank Position Screw, for 204201
200437c	12311	Feed Driving Cam Position Screw, for 204876
200439c	12311	Arm Shaft Bushing Position Screw, for 204528 and 207726
200491B	10441	Presser Bar Thumb Screw (pressure regulating)
200503B	12331	Needle Bar Screw Bushing (upper)
200504E	12331	" " " " (lower)
200504E	12331	Presser Bar Screw Bushing (lower)
200516E	12311	Hook Driving Shaft Bearing Screw, for 204872
200522c	12319	Knee Lifter Rock Lever Knee Plate Arm Set Screw, for 227781
200526c	12319	Knee Lifter Rock Lever Knee Plate Set Screw, for 202453
200529c	12319	Knee Lifter Rock Lever Rod Set Screw, for 227781
200550c	10441	Presser Bar Lifter Hinge Screw ..
200570E	12311	Bed Hinge Connection Screw
200575H	12311	Spool Holder Base Screw, for 204552, 206542 and 206546
200577H	12311	Thread Controller Plate Screw, for 204534, 204874, 204972, 204995 and 207729
200577H	12311	Throat Plate Screw
200581H	12309	Thread Controller Spring Guard Screw, for 205987
200592c	12672	Bobbin Case Tension Spring Screw, for 206565 and 208383
200595H	12678	Throat Plate Needle Separating Plate Screw, for 207378 to 207380, 207755 and 207759
200598c	12672	Bobbin Case Tension Spring Regulating Screw, for 206565 and 208383
200612F	12677	Needle Set Screw, for 204901

No.	Plate	Name
200632e	12309	Tension Stud, for 204272, 204974 and 207735
200658c	12307	Needle Bar Connecting Link Hinge Screw Stud, for 204380
200662c	10665	Hook Driver Crank Stud, for 204240
200668c	10438	Feed Driving Cam Fork Lever Connection Clamp Screw Stud, for 204193
200669c	10665	Hook Driver Crank Link Stud, for 204201
200684H	12677	Thread Controller Adjusting Collar Screw, for 204273
200772c	10669	Hook Driving Bevel Gear (intermediate) Bracket Screw Stud, for 206078
200802e	12674	Hook Race Cap Spring Screw, for 204233
200831B	12677	Thread Retainer Stud, for 204977, 204996 and 207738
200963e	12311	Arm Screw
201343B	12671	Feed Lifting Rock Shaft Slide Block Hinge Screw, for 204503
201499B	10881	Bobbin Winder Tension Stud, for 225461
201514c	10669	Hook Driving Bevel Gear (intermediate) Bracket Screw Stud Nut, for 206078
201519c	12307	Needle Bar Connecting Link Hinge Screw Stud Nut, for 204380
201522e	12338	Feed Driving Cam Fork Lever Connection Hinge Screw Nut, for 206555
201524e	12338	Feed Driving Cam Fork Lever Shaft Sleeve Set Screw Nut
201525e	12331	Feed Bar Hinge Screw Nut, for 206594
201525e	12331	Feed Driving Cam Fork Lever Connection Clamp Screw Stud Nut, for 204193
201530E	10665	Hook Driver Crank Link Stud Nut, for 204201
201530E	10665	Hook Driver Crank Stud Nut, for 204240
201537H	12319	Bobbin Winder Stop Latch Thumb Lever Joint Screw Nut, for 227523
201572B	10881	Bobbin Winder Tension Stud Thumb Nut, for 225462
201572B	10881	Tension Thumb Nut, for 204272, 204974 and 207735

No.	Plate	Name
201574D	12677	Thread Retainer Stud Thumb Nut, for 204977, 204996 and 207738 ...
201816	12307	Take-up Lever Roller, for 204554, 204898 to 204900 and 207734
202005	12671	Arm Screw Washer
202036	10438	Feed Regulating Handle Stop Pin, for 204528 and 207726
202062	12677	Throat Plate Position Pin, for 204872
202068	12153	Spool Holder Base, for 204297
202075	12309	Tension Release Plunger, for 204272, 204974 and 207735
202084	12309	Thread Controller Roller Guard Washer, for 205987
202090	12309	Tension Disc Position Pin, for 204533 and 204970
202091	12309	Thread Retainer Sleeve, for 204059
202092	12309	" " Spring, for 204059, 204977, 204996 and 207738
202098	12309	Thread Controller Roller, for 205987
202126	12674	Hook Driving Shaft Bearing Position Pin
202203	---	Knee Lifter Rock Lever Knee Plate 202453 with 202454, for 227787
202248	12307	Arm Cap Screw Washer
202258	12153	Bed Hinge Connection
202277		Bobbin Winder Frame Oil Packing (wick), for 225453
202277	--	Needle Bar Connecting Stud Oil Packing (wick), for 204249
202302	12306	Knee Lifter Connection Lever Lifting Rod Cotter Pin, for 227308
202305	12307	Feed Driving Rock Shaft Center
202305	12307	" Lifting Rock Shaft Center ..
202402	12309	Tension Disc, for 204272, 204974 and 207735
202407	10881	Bobbin Winder Tension Spring, for 225462
202407	10881	Tension Spring, for 204272, 204974 and 207735
202445	11125	Knee Lifter Connection Lever with 202446, for 227312
202446	12306	Knee Lifter Connection Lever Pin, for 202445
202451	11125	Knee Lifter Rock Lever Lug with two wood screws $\frac{3}{8}$ in., No. 13H, for 227782
202452	12319	Knee Lifter Rock Lever Lug Hinge Pin, for 227782

No.	Plate	Name
202453	11125	Knee Lifter Rock Lever Knee Plate with 200526c, for 202203
202454	11125	Knee Lifter Rock Lever Knee Plate Arm (long), for 202203
		Nos. 202470 to 202472 (obsolete), for 227523.
202470	12320	Bobbin Winder Base
202471	12320	" " Frame
202472	12319	" " " Spring
202473	10883	" " Pulley with 200105c, for 225436 and 227523
202474	12320	Bobbin Winder Spindle (obsolete), for 227523
202477	12319	Bobbin Winder Stop Latch Thumb Lever (obsolete), for 227523
202478	10882	Bobbin Winder Stop Latch Trip Lever, for 225436 and 227523
		Nos. 202480 to 202483 (obsolete), for 202485
202480	12320	Bobbin Winder Spool Holder Base with 200355H and 202484
202481	12320	Bobbin Winder Spool Holder Base Spool Pin
202482	12319	Bobbin Winder Spool Holder Tension Disc (lower or upper)
202483	12319	Bobbin Winder Spool Holder Tension Disc Spring (brass)
202484	12319	Bobbin Winder Spool Holder Tension Disc Thread Guide (obsolete), for 202480
202485	12320	Bobbin Winder Spool Holder complete, Nos. 200041e, 202480, 202481, 202483, two 202482 and one wood screw 1 in., No. 13 (obsolete) ..
202622	10438	Feed Regulating Handle Shaft Sleeve Washer, for 204207
203172	12307	Take-up Cam Friction Washer
203703	12677	Needle Holder, in gauges $\frac{3}{8}$, $\frac{1}{2}$ and $\frac{5}{8}$ in., with 200068H and two 200141e, for Machines Nos. 16w1 and 16w8
204058	12309	Thread Retainer Stud, for 204059
204059	12309	Thread Retainer complete, Nos. 202091, 202092 and 204058, for 204534 and 204874
204163	12671	Arm Cap
204165	12670	" Shaft Connection with four 200054e

No.	Plate	Name
204174	12673	Balance Wheel, 5½ in. diam. (belt groove 2¾ in. diam.), with 200328c and 200335c
204178	12672	Bobbin
204180	-----	“ Case Center Bearing (obsolete), for 206561
204181	-----	Bobbin Case Position Finger, for 206561 and 208382
204188	12671	Feed Bar Spring
204189	12306	“ “ “ Hook, for 204875 and 204877
204193	12670	Feed Driving Cam Fork Lever Connection with 200668c, and 201525e, for 206555
204194	10438	Feed Driving Cam Fork Lever Connection Clamp with 200031r, for 206080
204197	12306	Feed Driving Cam Fork Lever Shaft Collar with 200113r
204201	10437	Feed Lifting Cam Crank with 200335c, 200431c, 200669c and 201530e
204202	10437	Feed Lifting Cam Fork with 200027r
204204	12671	Feed Lifting Rock Shaft Slide Block, for 204503
204206	12306	Feed Regulating Handle, for 204207
204207	-----	Feed Regulating Handle 204206 with 200098r, 202622, 204208, to 204210, 204213 and 204925, for 204214
Nos. 204208 to 204210, for 204207.		
204208	10438	Feed Regulating Handle Adjustable Stop
204209	10438	Feed Regulating Handle Position Pin
204210	10438	Feed Regulating Handle Shaft
204211	10438	“ “ “ “
		Crank with 200098r, for 204214
204212	10438	Feed Regulating Handle Shaft Crank Link, for 204214
204213	10438	Feed Regulating Handle Shaft Sleeve (split), for 204207
204214	-----	Feed Regulating Handle complete, Nos. 200291e, 204207, 204211 and 204212
204217	-----	Hook Bobbin Case Stud, for 204879 and 204935

Nos. 204223 to 204225, for 204882, 206087 and 207701.

No.	Plate	Name
204223	10665	Hook Bracket Bobbin Case Stop Hinge Pin
204223	10665	Hook Bracket Bobbin Case Stop Latch Hinge Pin
204224	10665	Hook Bracket Bobbin Case Stop Latch
204225	10665	Hook Bracket Bobbin Case Stop Latch Spring
204226	12674	Hook Race, .156 in. thick, 1.906 in. diam., for 204881
204230	10665	Hook Race Cap Spring, for 204233
204232	12675	Hook Race Cap (steel), for 206087 and 207701
204233	12674	Hook Race Cap Spring 204230 with 200802r, for 204882, 206087 and 207701
204234	10665	Hook Race Position Pin, for 204880 and 204936
204235	12671	Arm Position Pin
204239	12674	Hook Driver with 204242 and 204243, for Machines Nos. 16w1 to 16w3, 16w7 and 16w8
204240	12672	Hook Driver Crank 208246 with 200378c, 200662c, 201530e and two 200348c
204241	10437	Hook Driver Crank Link
204242	12674	“ “ Washer, for 204239, 204940 and 207716
204243	12674	Hook Driver Pin, for 204239, 204940 and 207716
204245	12670	Hook Driving Shaft Bearing, for 204872
204246	12674	Hook Driving Shaft Collar with two 200383c
204248	12307	Needle Bar Connecting Link
204249	12677	“ “ “ Stud with 200072c and 202277
204251	12676	Presser Bar (hollow) with 200074r, for all Machines except No. 16w8
204252	10441	Presser Bar Lifter
204253	10441	“ “ Lifting Bracket with 200086c
204254	10441	Presser Bar Lifting Bracket Position Guide
204255	10441	Presser Bar Spring, for all Machines except No. 16w8
204258	12677	Presser Bar Spring (heavy), for Machine No. 16w8

No.	Plate	Name
204263	12331	Take-up Lever Bearing with 204264, for 206601, 207703 to 207705 and 207733
204264	12306	Feed Lifting Rock Shaft Slide Block Position Pin, for 204878
204264	12306	Take-up Lever Bearing Position Pin, for 204263
204268	12331	Tension Release Slide 215609 with 204269
204269	12677	Tension Release Slide Spring, for 204268
204271	12309	Tension Washer, for 204272, 204974 and 207735
204272	12309	Tension complete, Nos. 200632b, 201572n, 202075, 202407, 204274 and two 202402, for 204534, 204874 and 204972
204273	12677	Thread Controller Adjusting Collar with 200684n (for Presser Bar)
204274	12309	Thread Controller Plate, for 205987
204275	12309	" " Roller Guard, for 205987
204276	12309	Thread Controller Spring, for 204280
Nos. 204277 to 204280, for 204534, 204874, 204972, 204995 and 207729		
204277	12309	Thread Controller Spring Stop
204278	12309	" " " " " " Drive Gear
204279	12309	Thread Controller Spring Stud with 204925
204280	12309	Thread Controller and Spring complete, Nos. 204276 and 205987
204281	12309	Thread Retainer Guide Wire, for 204533
204291	-	Arm Shaft
204293	12671	Feed Driving Cam Fork Lever Shaft Position Pin, for 206079
204294	12676	Feed Driving Rock Shaft, for 206555
204296	12153	Spool Holder Wire, for 204297
204297	12153	Spool Holder complete, Nos. 200079n, 202068 and 204296, for 204552, 206542 and 206546
204326	12338	Needle Bar Packing Cord
204327	12306	Presser Bar Packing Washer (felt)
204329	-----	Thread Oiler (felt), for 204330
204330	12677	" " Bracket with 204329, for 204534, 204972, 204995 and 207729

No.	Plate	Name
204333	12309	Thread Controller Spring Guard, for 205987
204340	12681	Throat Plate Cord Guide, for 207387
204380	12670	Take-up Cam complete, Nos. 200658c, 201519c and 204384
204384	-	Take-up Cam with 200335c, 200383c and 200430c, for 204380
204393	12674	Hook Driving Bevel Gear Shaft Bushing, for 204872
204500	12677	Thread Guide, for Machines Nos. 16w5, 16w6 and 16w9
204503	-	Feed Lifting Rock Shaft 204878 with 201343b and 204204
204528	-	Arm with 200439c, 202036 and 204705, for all Machines except 16w10
204531	12672	Bobbin Case Tension Spring, for 206565 and 208383
204533	12673	Face Plate with 200366n, 204730, two each 200368n, 202090, 204281 and three 200397n, for 204534 and 204874
204534	12673	Face Plate complete, Nos. 200143c, 200135c, 200319c, 200577n, 204277 to 204280, 204330, 204533, 204555, two each 200309c, 204059 and 204272, for Machines Nos. 16w2, 16w7 and 16w8
204539	10665	Hook Bracket Bobbin Case Stop (hinged), for 204882, 206087 and 207701
204551	-	Spool Holder Base Bracket, for 204552
204552	10565	Spool Holder Base Bracket complete, Nos. 204551, two each 200575n and 204297, for Machines Nos. 16w1, 16w2, 16w7 and 16w8
204553	12331	Take-up Lever, for 206601
204554	12331	Take-up Lever complete, Nos. 200042c, 201816 and 206601, for 5 in. gauge machine and over, for Machines Nos. 16w1, 16w2, 16w7 and 16w8
204555	12338	Tension Release Lever, for 204534, 204874, 204972, 204995 and 207729
204556	12331	Thread Guide, for Machines Nos. 16w1, 16w2, 16w7 and 16w8
204705	12670	Arm Shaft Bushing (front), for 204528 and 207726

No.	Plate	Name
204730	12331	Face Plate Thread Guide, for 204533
204739	12670	Bed Slide (front)
204862	12676	Needle Bar (hollow), for Machines Nos. 16w3, 16w5, 16w6 and 16w9
204870	12676	Needle Bar (hollow), for Machines Nos. 16w1, 16w2, 16w7 and 16w8
*204872	-----	Bed with 202062, 204245, 204393 and two 200516e
204874	12673	Face Plate complete, Nos. 200135c, 200319c, 200577H, 204277 to 204280, 204533, 204555, two each 200309e, 204059 and 204272, for Machine No. 16w1
204875	10515	Feed Bar with 204189, for 206594
204876	10515	" Driving Cam with 200382c and 200437c
204877	10515	Feed Driving Rock Shaft Crank with 204189 (on right side) and two 200383c, for 206594
204878	12670	Feed Lifting Rock Shaft with 204264, for 204503
204879	12672	Hook (sewing) with 204217, for 207700 and 207702
204880	10665	Hook Bracket with 200379c, two 200380c and three 204234, for 204881
204881	-----	Hook Bracket 204880 with 204226, for 204882 and 207701
204882	-----	Hook Bracket 204881 with 204224, 204225, 204539, 204889, two each 204223 and 204233, for 207700 ..
204885	10669	Hook Driver Bevel Gear, 25 teeth, with two 200348c
204886	10669	Hook Driving Bevel Gear Shaft, 25 teeth
204887	10669	Hook Driving Bevel Gear 24 teeth (intermediate), for 206078
204888	-----	Hook Driving Bevel Gear (intermediate) Bracket, for 206078
204889	12675	Hook Race Cap (steel), for 204882
204890	12670	" Driving Bevel Gear (intermediate) Oil Guard
204891	12676	Hook Driving Shaft
204892	10515	Needle Holder, (for three needles), with 200068S, 200130E and two 200166H, for Machine No. 16w3
204893	10515	Needle Holder, (for four needles), with 200068H, 200130F and two 200166H, for Machines Nos. 16w5, 16w6 and 16w9

No.	Plate	Name
204894	12678	Take-up Lever, for 207703
204895	12678	" " " 207704
204896	12678	" " " 207705
204898	-----	Take-up Lever complete, Nos. 200042r, 201816 and 207703, for $\frac{1}{8}$ in. gauge machine, for Machine No. 16w1
204899	-----	Take-up Lever complete, Nos. 200042r, 201816 and 207704, for Machine No. 16w3
204900	-----	Take-up Lever complete, Nos. 200042r, 201816 and 207705, for Machines Nos. 16w5, 16w6 and 16w9
204901	10515	Needle Holder, (for two needles), with 200068H, and three 200612r, for Machines Nos. 16w1, 16w2, 16w7 and 16w8
204925	12306	Feed Regulating Handle Adjustable Stop Screw Washer, for 204207
204925	12306	Thread Controller Spring Stud Washer, for 204279
*204928	-----	Feed Driving Cam Fork Lever Shaft, for 206079
204935	12672	Hook (sewing) with 204217, for 206086
204936	12672	Hook Bracket with 200379c, two 200380c and three 204234, for 204937
204937	-----	Hook Bracket 204936 with 204941, for 206087
204940	12674	Hook Driver with 204242 and 204243, for Machines Nos. 16w5, 16w6 and 16w10
204941	12675	Hook Race, .156 in. thick, 1.906 in. diam., for 204937
204968	12671	Feed Driving Cam Fork Lever Shaft Sleeve (split)
204970	12673	Face Plate with 200366H, 200368H, two 202090 and three 200397H, for 204972, 204995 and 207729 ..
204971	12678	Face Plate Thread Guide, for 204995
204972	12673	Face Plate complete, Nos. 200113F, 200135c, 200319c, 200577H, 204272, 204277 to 204280, 204330, 204555, 204970, 204974, 204977, 206543 and two 200309E, for Machine No. 16w3

No.	Plate	Name
204973	12677	Tension Disc (middle), for 204974 and 207735
204974	12677	Tension complete (for two threads), Nos. 200632b, 201572b, 202075, 202407, 204271, 204973 and two 202402, for 204972, 204995 and 207729
204975	12677	Thread Retainer Disc, for 204977, 204996 and 207738
204977	12678	Thread Retainer complete (for three threads), Nos. 200831d, 201574d, 202092 and seven 204975, for 204972
204995	12673	Face Plate complete, Nos. 200113e, 200135c, 200319c, 200577n, 204277 to 204280, 204330, 204555, 204970, 204971, 204996, two each 200309i and 204974, for Machines Nos. 16w5, 16w6 and 16w9
204996	12678	Thread Retainer complete (for four threads), Nos. 200831d, 201574d, 202092 and eight 204975, for 204995
205987	12309	Thread Controller complete, Nos. 200300c, 200581n, 202084, 202098, 204274, 204275 and 204333, for 204280
206068	12676	Presser Bar (hollow) with two 200074i, for Machine No. 16w8
206078	10669	Hook Driving Bevel Gear (intermediate) Bracket 204888 with 200772c, 201514e and 204887
206079	12671	Feed Driving Cam Fork Lever with 204293 and 204928, for 206080
206080	---	Feed Driving Cam Fork Lever complete, Nos. 204194 and 206079 ..
206086	---	Hook Bracket complete, Nos. 204935 and 206087, for Machines Nos. 16w5, 16w6 and 16w10
206087	---	Hook Bracket 204937 with 204224, 204225, 204232, 204539, two each 204223 and 204233, for 206086 ..
206105	12670	Bed Slide (back)
206541	---	Spool Holder Base Bracket, for 206542
206542	10565	Spool Holder Base Bracket complete, Nos. 206541, three each 200575n and 204297, for Machine No. 16w3

No.	Plate	Name
206543	12678	Face Plate Thread Guide, for 204972
206545	---	Spool Holder Base Bracket, for 206546
206546	10565	Spool Holder Base Bracket complete, Nos. 206545, four each 200575n and 204297, for Machines Nos. 16w5, 16w6 and 16w9
206555	---	Feed Driving Rock Shaft 204294 with 200002e, 201522e and 204193
*206561	---	Bobbin Case with 204180 and 204181 (obsolete), for 206565
206565	---	Bobbin Case complete, Nos. 200592c, 200598c, 204531 and 206561 (obsolete)
Nos. 206577 to 206579 (obsolete), for 206580.		
206577	---	Presser Foot
206578	12683	" " Needle Guide (left)
206579	12683	" " " " (right)
206580	12683	Presser Foot complete, Nos. 206577 to 206579 and two 200171b (obsolete)
206594	---	Feed Bar 204875 with 200214e, 201525e and 204877
206601	---	Take-up Lever 204553 with 204263, for 204554
206616	12677	Thread Guide, for Machines Nos. 16w3, 16w5, 16w6 and 16w9
207101	10599	Presser Foot, for Machine No. 16w2
207102	10599	" " " 207389, for Machines Nos. 16w2, 16w3 and 16w6
207103	10599	Presser Foot, for Machine No. 16w3
207104	10599	" " " " " 16w6
207106	10599	" " $\frac{1}{8}$ in. gauge for Machines Nos. 16w1 and 16w8
207107	10599	Presser Foot $\frac{3}{8}$ in. gauge, for Machines Nos. 16w1 and 16w8
207109	10599	Presser Foot $\frac{5}{8}$ in. gauge, for Machines Nos. 16w1 and 16w8
207110	10600	Presser Foot, for Machines Nos. 16w7 and 16w9
No. 207113 to 207115, for Machine No. 16w1.		
207113	10600	Presser Foot, for 207362
207114	10600	" " " 207387
207115	10600	" " " 207363
207116	10599	" " " 207370 and 207383, for Machines Nos. 16w1 and 16w8

No.	Plate	Name
207158	10600	Presser Foot, for 207367, for Machines Nos. 16w1 and 16w7
207183	12683	Presser Foot, for Machine No. 16w5
207186	12683	" " " " No. 16w3
207361	10624	Throat Plate, 53 needle hole, for needle sizes 12 and 13, with 207381, for imitation cording on ordinary cloth work, for 207643, for Machines Nos. 16w2 and 16w7
207362	10624	Throat Plate, 53 needle hole, for needle sizes 12 and 13, with 207381, for imitation cording on ordinary cloth work, for 207646, for Machine No. 16w2
207363	10624	Throat Plate, 56 needle hole, for needle sizes 10 and 11, with 207382, for imitation cording on ordinary cloth work, for 207643, for Machine No. 16w1
207364	10624	Throat Plate, 53 needle hole, for needle sizes 12 and 13, for 207643, for Machines Nos. 16w1 and 16w8
207366	10626	Throat Plate, 56 needle hole, for needle sizes 10 and 11, with three 207381, for three draw glove back ornamentation, for 207643, for Machine No. 16w5
207367	10626	Throat Plate, 60 needle hole, for needle sizes 8 and 9, with 207381, for one draw glove back ornamentation, for 207643, for Machine No. 16w9
207368	10627	Throat Plate, 53 needle hole, for needle sizes 12 and 13, for three fine cords, for 207643, for Machines Nos. 16w5, 16w6 and 16w9
Nos. 207369 to 207371, for Machine No. 16w1.		
207369	10625	Throat Plate, 53 needle hole, for needle sizes 12 and 13, with 225698, for cording, for 207643 . .
207370	10625	Throat Plate, 50 needle hole, for needle sizes 14 and 15, with 225698, for cording, for 207644 . .
207371	10626	Throat Plate, 50 needle hole, for needle sizes 14 and 15, for 207644

No.	Plate	Name
207372	10628	Throat Plate, 53 needle hole, for needle sizes 12 and 13, for two rows of stitching round end glove back ornamentation, 207645 and 207661, for Machine No. 16w2 . .
207374	—	Throat Plate, for 207378 to 207380, for Machines Nos. 16w1 to 16w3
207375	10628	Throat Plate Two Needle Separating Plate, for 207378
207376	10628	Throat Plate Three Needle Separating Plate, for 207379
207377	10628	Throat Plate Four Needle Separating Plate, for 207380
207378	12682	Throat Plate complete, for needle sizes 10 and 11, Nos. 200595H, 207374 and 207375, for two rows of stitching round end glove back ornamentation, for 207645 and 207661, for Machines Nos. 16w1, 16w2 and 16w7
207379	12682	Throat Plate complete, for needle sizes 10 and 11, Nos. 200595H, 207374 and 207376, for three rows of stitching round end glove back ornamentation, for 207645 and 207661, for Machine No. 16w3 . .
207380	10628	Throat Plate complete, for needle sizes 10 and 11, Nos. 200595H, 207374 and 207377, for four rows of stitching round end glove back ornamentation, for 207645 and 207661, for Machines Nos. 16w5, 16w6 and 16w9
207381	10626	Throat Plate Ridge Guide, for 207361, 207362, 207366, 207367, 207389, 207431, 207663 and 207717
207382	10624	Throat Plate Ridge Guide, for 207363
207383	10625	Throat Plate, 53 needle hole, for needle sizes 12 and 13, for cording, for 207646, for Machines Nos. 16w1 and 16w8
207384	—	Throat Plate, for 207387
207386	10627	" " Tension Spring, for 207387

No.	Plate	Name
207387	10627	Throat Plate complete, 53 needle hole, for needle sizes 12 and 13, Nos. 204340, 207384, 207386 and two 200475n, for cord shirring, for 207646, for Machines Nos. 16w1 and 16w8
207388	10627	Throat Plate, 53 needle hole, for needle sizes 12 and 13, for 207648, for Machine No. 16w1
207389	10628	Throat Plate, 53 needle hole, for needle sizes 12 and 13, with 207381, for making the draw for round end glove back ornamentation, for 207102, 207645 and 207661, for Machines Nos. 16w2 and 16w7
207391	10622	Throat Plate, 53 needle hole, for needle sizes 12 and 13 (obsolete), for 207647
207392	10622	Throat Plate, 46 needle hole, for needle sizes 16 and 18 (obsolete), for 207647
207414	12681	Throat Plate, 53 needle hole, for needle sizes 12 and 13 (obsolete), for 207647
207415	12679	Throat Plate, 53 needle hole, for needle sizes 12 and 13, for 207643, for Machine No. 16w10
207423	12681	Throat Plate, 50 needle hole, for needle sizes 14 and 15, for 207624, for Machines Nos. 16w1 and 16w8
207431	12680	Throat Plate, 60 elongated needle hole, for needle sizes 9 to 11, with two 207381, for two draw glove back ornamentation, for 207643, for Machine No. 16w3
207457	12681	Throat Plate, 53 needle hole, for needle sizes 12 and 13, for 207645, for Machine No. 16w2
207496	10660	Throat Plate, 53 needle hole, for needle sizes 12 and 13, for 207643, for Machine No. 16w3
207497	10660	Throat Plate, 53 needle hole, for needle sizes 12 and 13, for 207643, for Machine No. 16w3
207502	12680	Throat Plate, 60 needle hole, for needle sizes 8 and 9, with 207505, for 207643, for Machines Nos. 16w7 and 16w9

No.	Plate	Name
207504	12680	Throat Plate, 60 needle hole, for needle sizes 8 and 9, with three 207505, for 207643, for Machine No. 16w5
207505	12680	Throat Plate Ridge Guide, for 207502 and 207504
207515	12681	Throat Plate, 53 needle hole, for needle sizes 12 and 13, for cording, for 207643, for Machines Nos. 16w1 and 16w8
207516	12683	Presser Foot, $\frac{1}{8}$ in. gauge, for cording, for Machines Nos. 16w1 and 16w8
207518	12683	Presser Foot, $\frac{1}{8}$ in. gauge, for cording, for Machines Nos. 16w1 and 16w8
207624	12679	Feed Dog, for 207423
207643	10624	" " " 207361, 207363, 207364, 207366 to 207369, 207415, 207431, 207496, 207497, 207502, 207504, 207515, 207663, 207751 and 207752
207644	10625	Feed Dog, for 207370 and 207371 ..
207645	10628	" " " 207372, 207378 to 207380, 207389, 207457, 207755 and 207759
207646	10627	Feed Dog, for 207362, 207383 and 207387
207647	10622	Feed Dog (obsolete), for 207391, 207392 and 207414
207648	10627	Feed Dog, for 207388
207661	12679	" " " 207342, 207378 to 207380 and 207389
207663	12680	Throat Plate, 50 needle hole, for needle sizes 14 and 15, with two 207381, for 207643, for Machine No. 16w3
207696	12683	Presser Foot, $\frac{1}{8}$ in. gauge, for 207361, 207362, 207369 and 207383, for Machines Nos. 16w1, 16w2, 16w7 and 16w8
207697	12683	Presser Foot, for 207431, for Machine No. 16w3
207700	-----	Hook Bracket complete, Nos. 204879 and 204882, for Machines Nos. 16w1, 16w2, 16w7 and 16w8
207701	-----	Hook Bracket 204881 with 204224, 204225, 204232, 204539, two each 204223 and 204233, for 207702 ..

No.	Plate	Name
207702	----	Hook Bracket complete, Nos. 204879 and 207701, for Machines Nos. 16w3 and 16w9
207703	----	Take-up Lever 204894 with 204263, for 204898
207704	----	Take-up Lever 204895 with 204263, for 204899
207705	----	Take-up Lever 204896 with 204263, for 204900
207716	- - -	Hook Driver with 204243 and 204243
207717	12679	Throat Plate, 50 needle hole, for needle sizes 14 and 15, with 207381, for Machine No. 16w9 ..
*207726	----	Arm with 200439c, 202036 and 204705, for Machine No. 16w10
Nos. 207728 to 207738, for Machine No. 16w10.		
207728	12685	Face Plate Thread Guide, for 207729
207729	----	Face Plate complete, Nos. 200113r, 200135c, 200319c, 200577h, 204277 to 204280, 204330, 204555, 204970, 204974, 207728, 207735, 207738 and two 200309E
207730	12685	Needle Holder, (for five needles), with 200068h, 200130c and two 200166h
207731	12685	Presser Foot
207732	----	Take-up Lever, for 207733
207733	----	" " 207732 with 204263, for 207734
207734	12685	Take-up Lever complete, Nos. 200042f, 201816 and 207733
207735	12685	Tension complete (for three threads), Nos. 200632b, 201572b, 202075, 202407, 204271, two each 202402 and 204973, for 207729 ..
207736	12685	Thread Guide
207737	12685	" "
207738	12685	Thread Retainer complete (for five threads), Nos. 200831d, 201574d, 202092 and ten 204975, for 207729
207751	10660	Throat Plate, 53 needle hole, for needle sizes 12 and 13, with 207757, for one draw glove back ornamentation, for 207643, for Machines Nos. 16w2 and 16w7 ..

No.	Plate	Name
207752	10660	Throat Plate, 53 needle hole, for needle sizes 12 and 13, for three fine cords, for 207643, for Machines Nos. 16w5, 16w6 and 16w9
207754	---	Throat Plate, 53 needle hole, for needle sizes 12 and 13, for 207755 and 207759
207755	12682	Throat Plate complete, 60 needle hole, for needle sizes 8 and 9, Nos. 200595h, 207754 and 207756, for 207645, for Machines Nos. 16w3, 16w5, 16w6 and 16w9
207756	12682	Throat Plate Needle Separating Plate, for 207755
207757	----	Throat Plate Ridge Guide, for 207751
207758	---	Throat Plate Needle Separating Plate, for 207759
207759	12682	Throat Plate complete, 60 needle hole, for needle sizes 8 and 9, Nos. 200595h, 207754 and 207758, for 207645, for Machines Nos. 16w2 and 16w7
208246	----	Hook Driver Crank, for 204240 ..
208382	---	Bobbin Case (solid center bearing) with 204181, for 208383
208383	12672	Bobbin Case complete, Nos. 200592c, 200598c, 204531 and 208382
215609	----	Tension Release Slide, for 204268
225433	10883	Bobbin Winder and Tension Bracket Base, for 225436
225436	10883	Universal Bobbin Winder complete, Nos. 200056e, 200082d, 200299h, 202473, 202478, 225433, 225444, 225452 to 225456, 225458 to 225460, 225462, 228026 and two wood screws $\frac{3}{8}$ in., No. 13, R.H.B. ..
225438	10882	Bobbin Winder Frame Oil Well Cap, for 225453
*225443	---	Bobbin Winder Spindle, for 225452
225444	10882	" " Stop Latch, for 225436
*225451	----	" " Bobbin Holder, for 225452
Nos. 225452 to 225456, for 225436.		
225452	10882	Bobbin Winder Spindle 225443 with 225451

No.	Plate	Name
225453	10882	Bobbin Winder Frame with 202277 and 225438
225454	10882	Bobbin Winder Frame Hinge Pin ..
225455	10882	" " " Spring
225456	10882	" " " " Plunger
Nos. 225458 to 225460, for 225436.		
225458	10882	Bobbin Winder Stop Latch Thumb Lever
225459	10882	Bobbin Winder Stop Latch Thumb Lever Hinge Stud
225460	10882	Bobbin Winder Stop Latch Thumb Lever Joint Stud
225461	10881	Bobbin Winder Tension Bracket with 201499a, for 225462
225462	10081	Bobbin Winder Tension Bracket complete, Nos. 201572a, 202107, 225461 and two 2102, for 225436
*225482	-----	Bobbin Case Screw Driver Blade, for 225497
*225483	-----	Bobbin Case Screw Driver Handle, for 225497
*225484	-----	Screw Driver Blade, for 225498 ..
*225485	-----	" " Handle, for 225498..
225497	12153	Bobbin Case Screw Driver complete, Nos. 225482 and 225483 ..
225498	12153	Screw Driver complete (7 1/2 in. long), Nos. 225484 and 225485 ..
225554	12153	Wrench (steel)
225698	10625	Throat Plate Cord Guide, for 207369 and 207370
227303	11125	Knee Lifter Lifting Lever, for 227312
227308	11125	Knee Lifter Connection Lever Lifting Rod with 202302, for 227312
227312	-----	Knee Lifter Connection Lever 202445 with 200224u, 200262u, 227303 and 227308
227522	12319	Bobbin Winder Stop Latch (obsolete), for 227523
227523	12320	Bobbin Winder complete, Nos. 200056e, 200161d, 200221d, 201537u, 202470 to 202474, 202477, 202478, 227522, three 200299u and two round head wood screws 1 in., No. 13 (obsolete)
227781	11125	Knee Lifter Rock Lever with 200522c and 200529c, for 227782


No.	Plate	Name
227782	-----	Knee Lifter Rock Lever 227781 with two each 202451 and 202452, for 227787
227784	11125	Knee Lifter Rock Lever Rod, 3 in. long, with 227785, for 227787
*227785	-----	Knee Lifter Rock Lever Rod Cap or Oil Guard, for 227784
227787	-----	Knee Lifter Rock Lever 227782 with 202203 and 227784
228026	-----	Bobbin Winder Tension Bracket Screw Washer, for 225436
228166	-----	Drip Pan with four wood screws 1/2 in., No. 5
229290	12683	Presser Foot with 229291, 229298 and four 200172u, adjustable from 3/8 to 5/8 in., for Machine No. 16w8
229291	12683	Presser Foot Needle Guide (left), for 229290
229298	12683	Presser Foot Needle Guide (right), for 229290
230705	12671	Guide Slide (lower), for 230707 ..
230706	12671	" " (upper), for 230707
230707	12671	Guide (adjustable) complete, Nos. 200177d, 230705 and 230706, for Machine No. 16w8

**ILLUSTRATIONS OF PARTS
FOR
MACHINES
OF CLASS 16w**

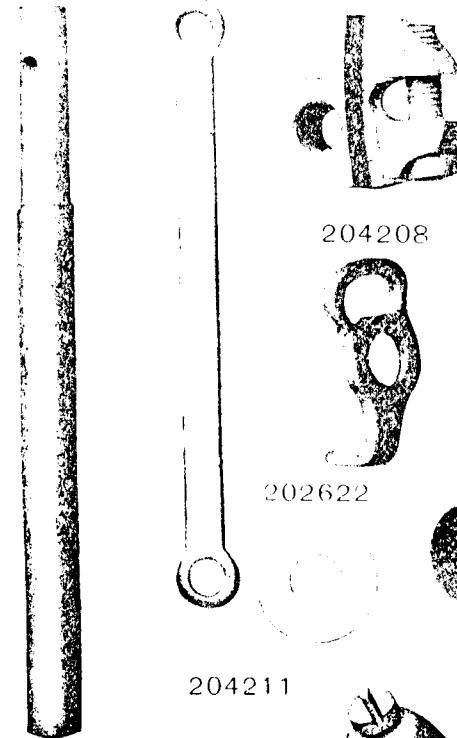
200031 200668 200271 200098



200291 202036 200078 204209



204210 204212 204194



204208

204213

202622

204211

PLATE 10437-FULL SIZE

200027



200431



200248



204205



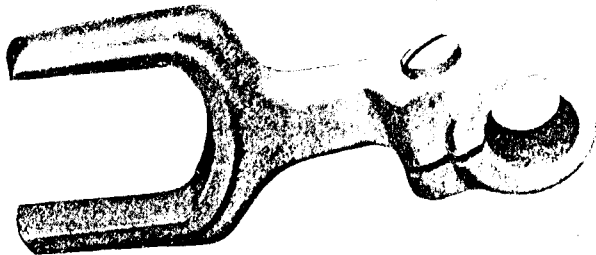
204241



201531



204202



204201





PLATE 10441-FULL SIZE

204254



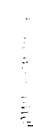
200491




204252



200336



204253



200550



204255



200074



200086



200362



PLATE 10515-FULL SIZE

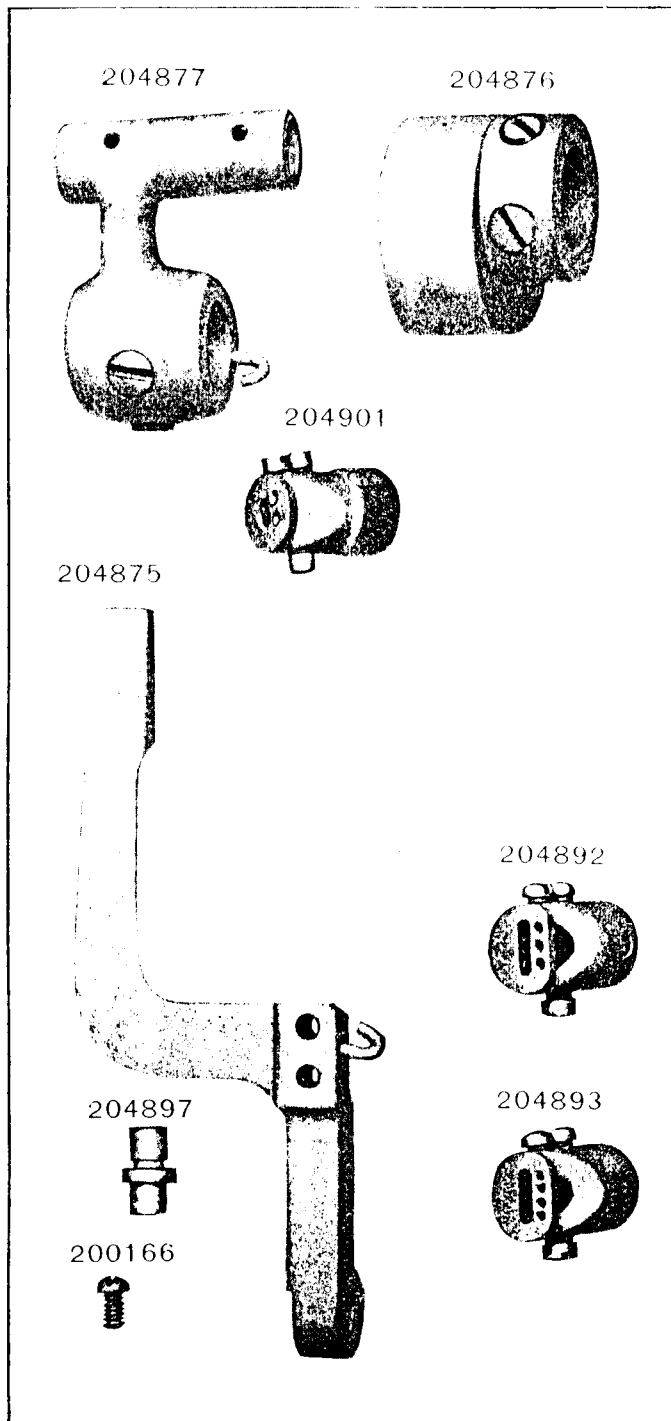


PLATE 10565-ONE-FOURTH SIZE

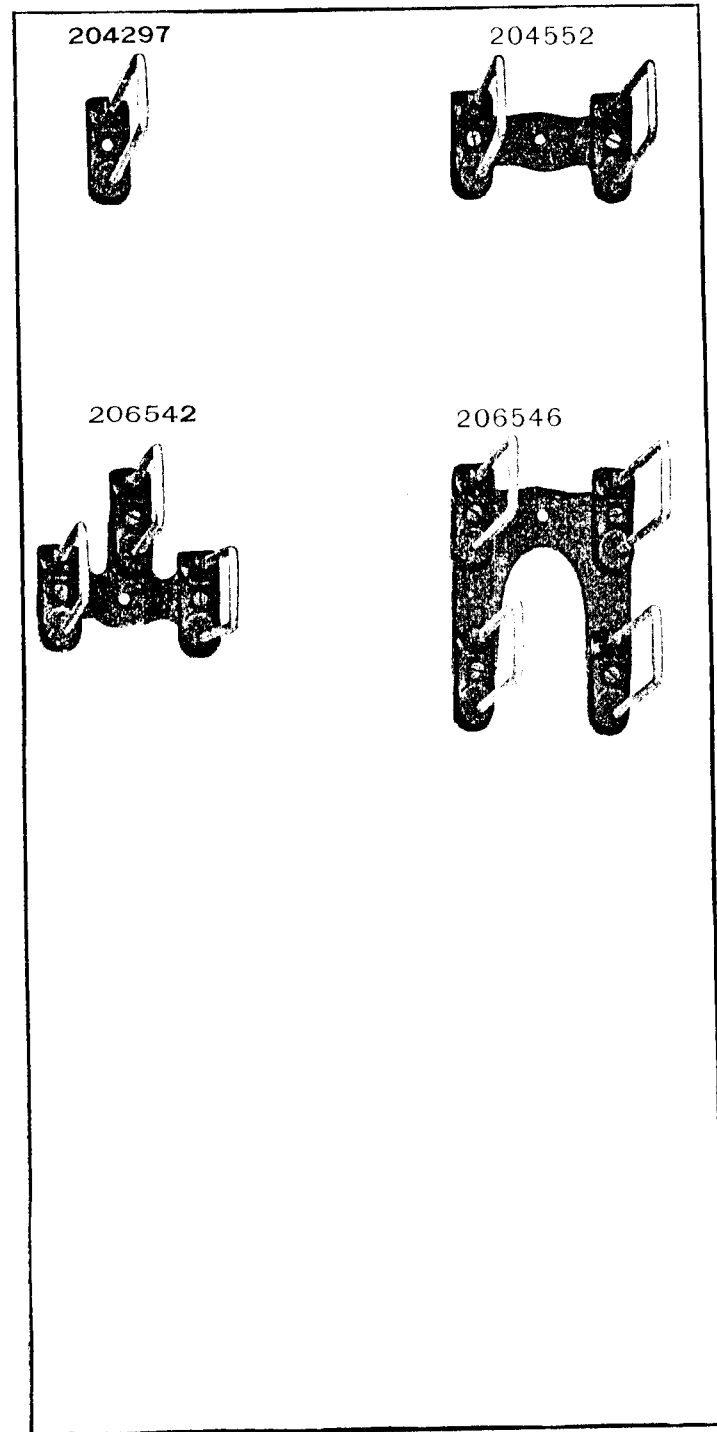


PLATE 10599-FULL SIZE




PLATE 10600-FULL SIZE

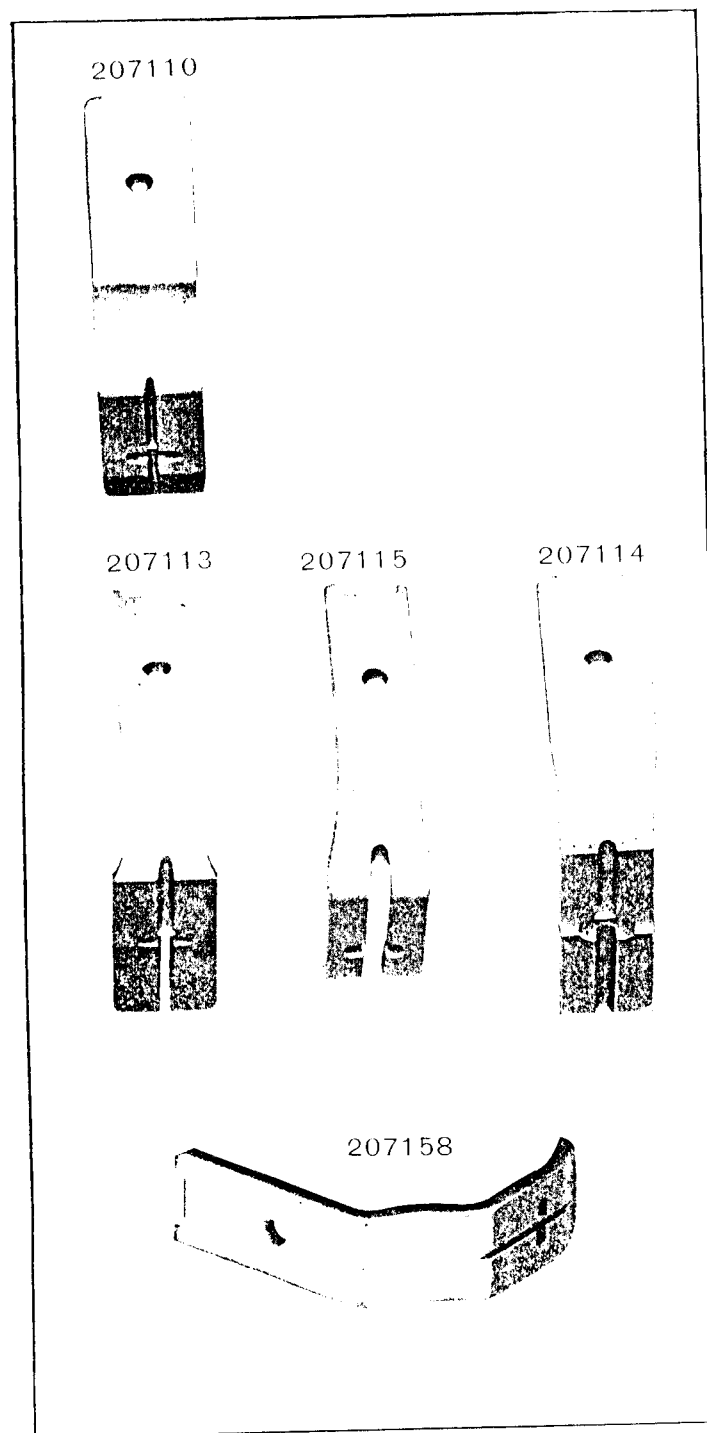


PLATE 10622-FULL SIZE




PLATE 10624-FULL SIZE

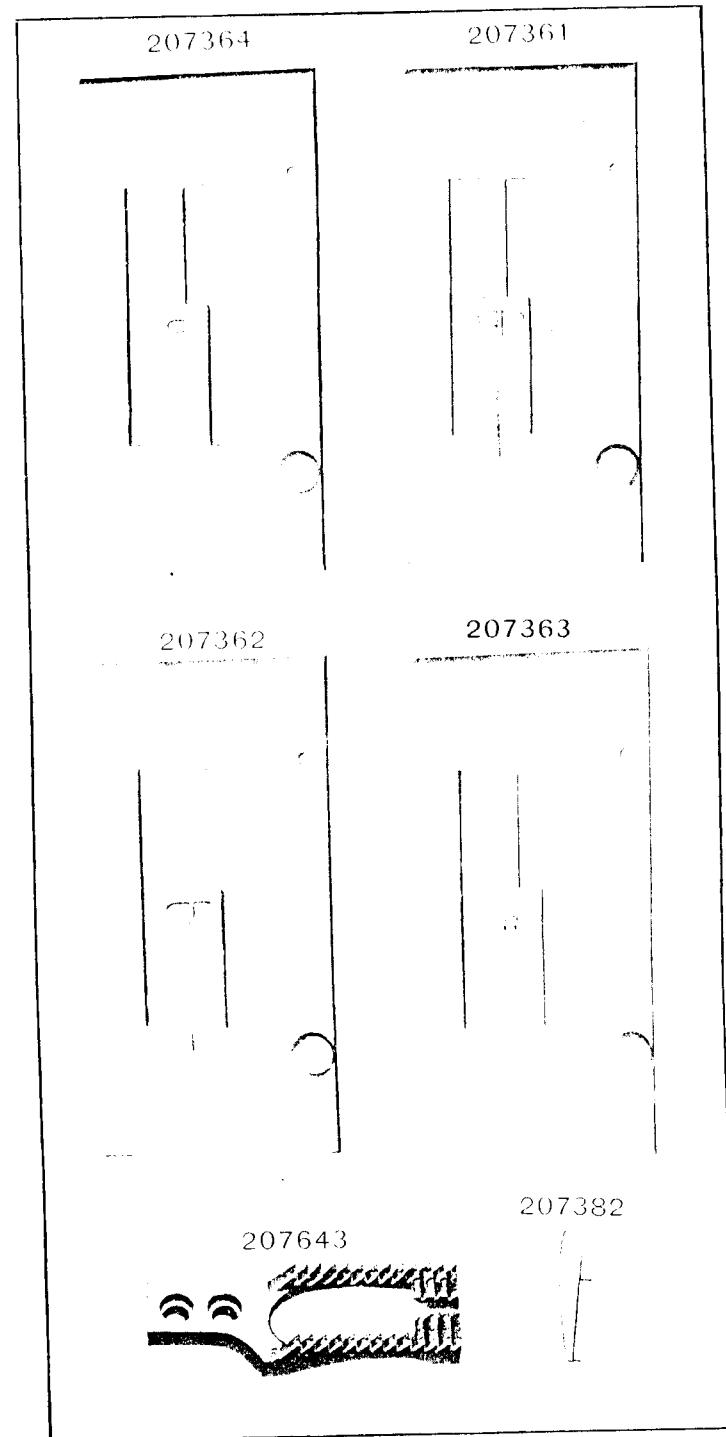
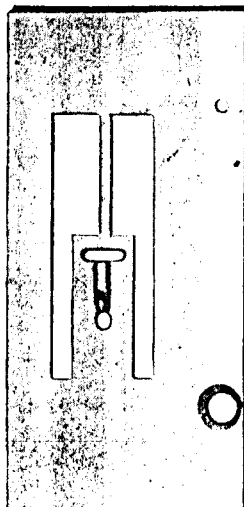



PLATE 10625--FULL SIZE

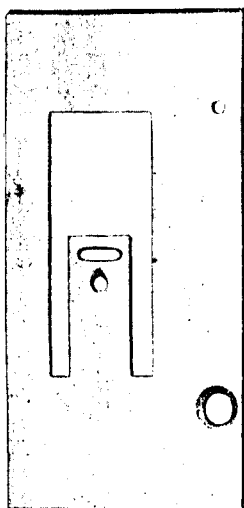
207369



207370



207383



225698

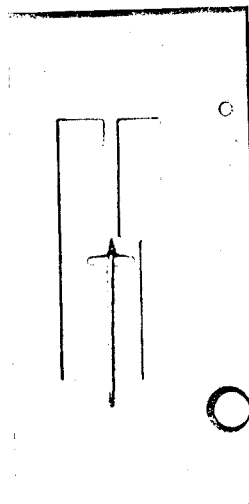
H

207644

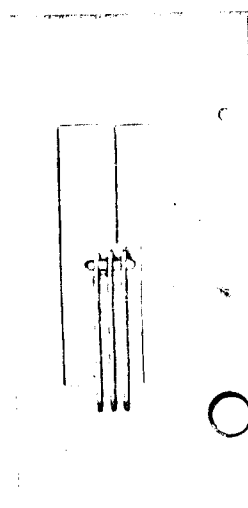


PLATE 10626--FULL SIZE


207367



207366



207371



207381



PLATE 10627-FULL SIZE

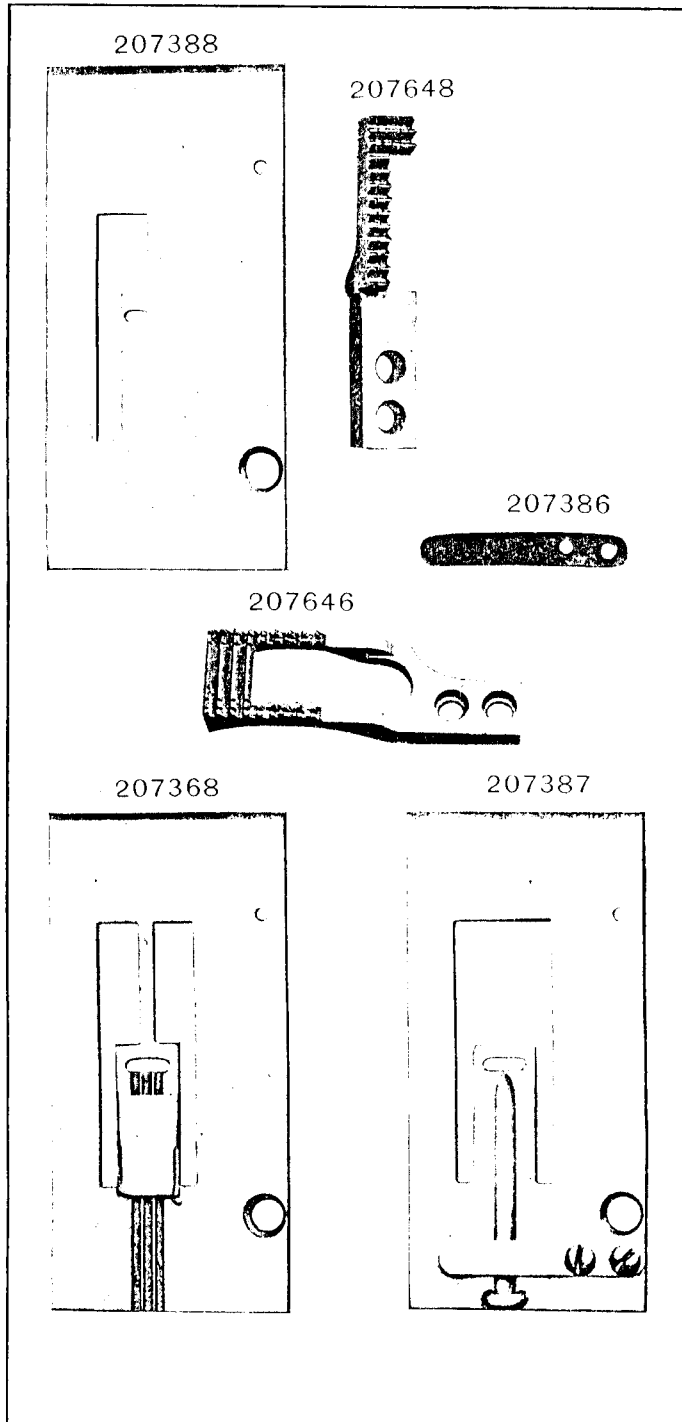


PLATE 10628-FULL SIZE

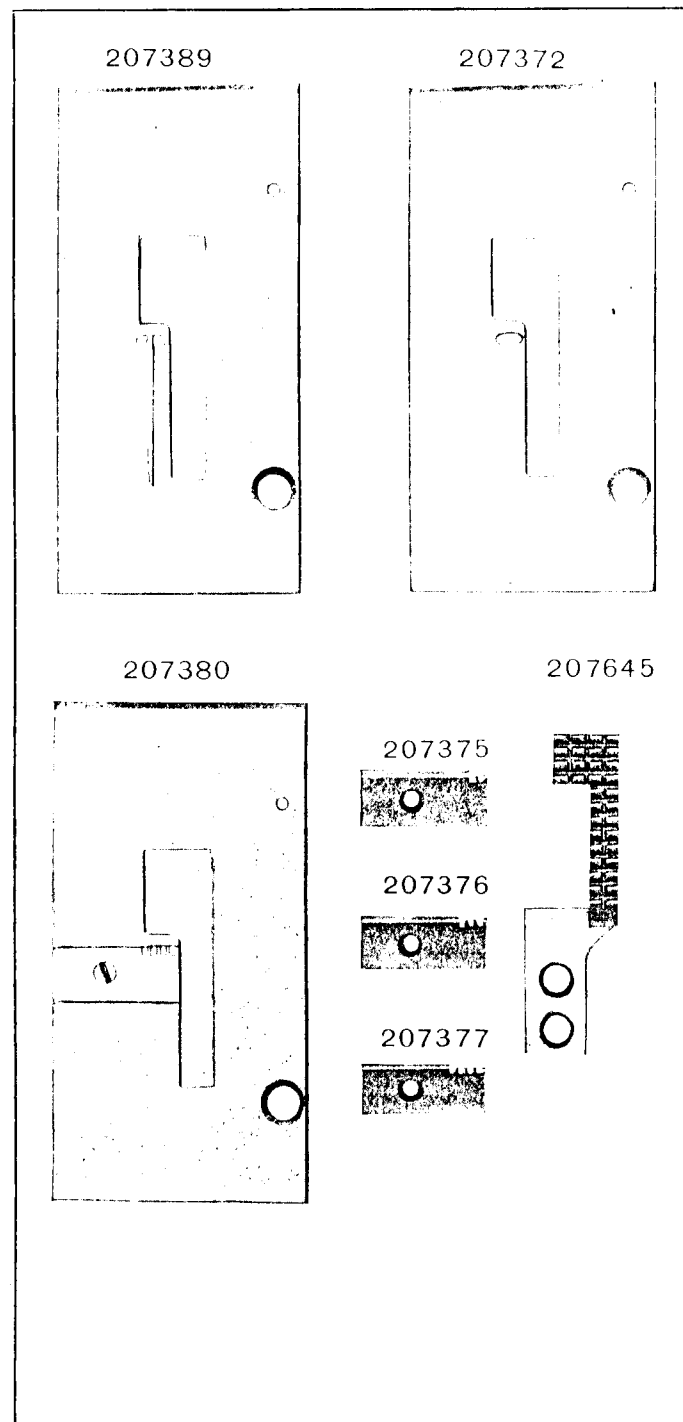


PLATE 10660-FULL SIZE

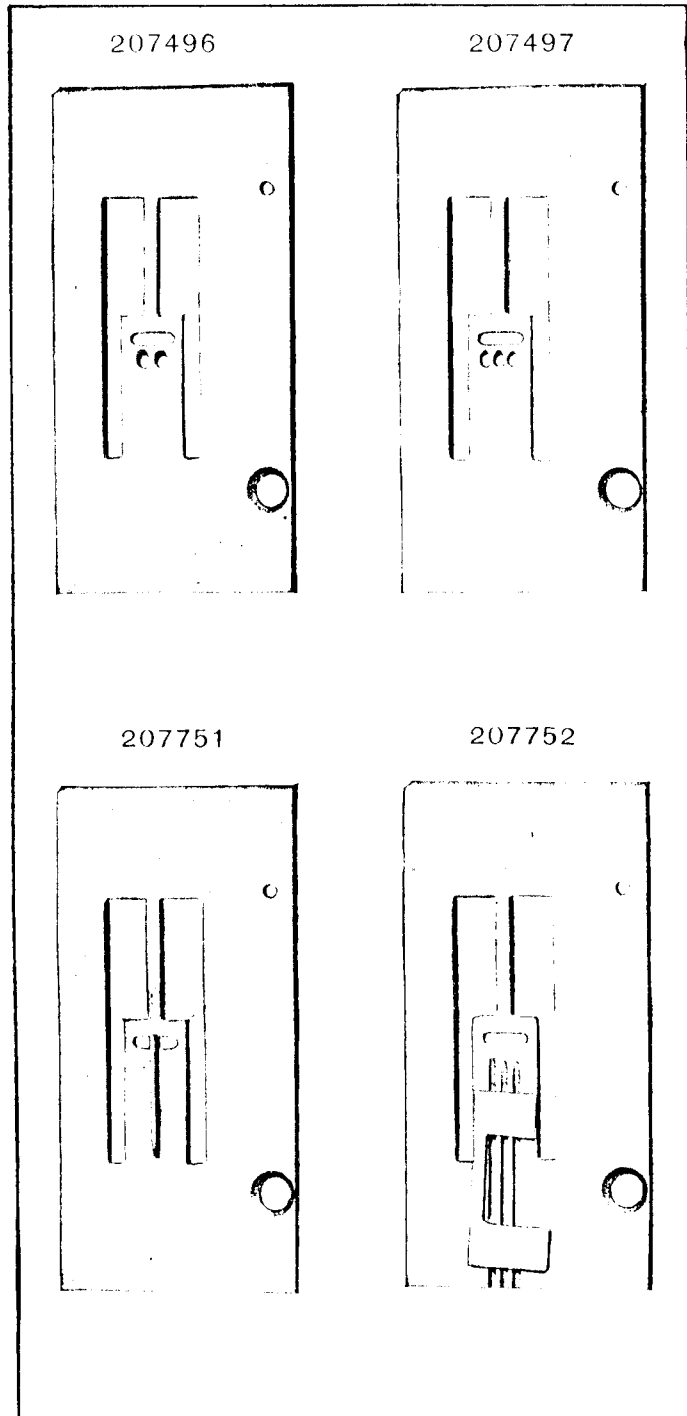


PLATE 10669-FULL SIZE

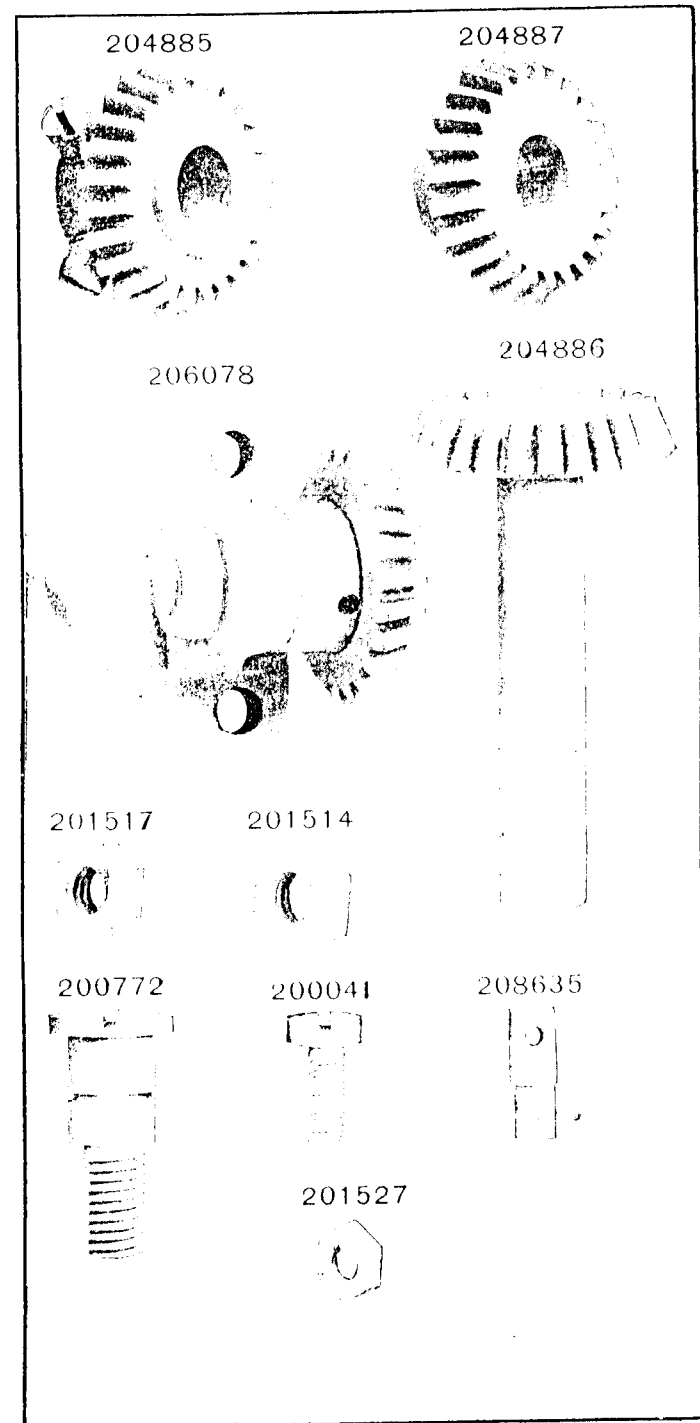


PLATE 10665 - FULL SIZE

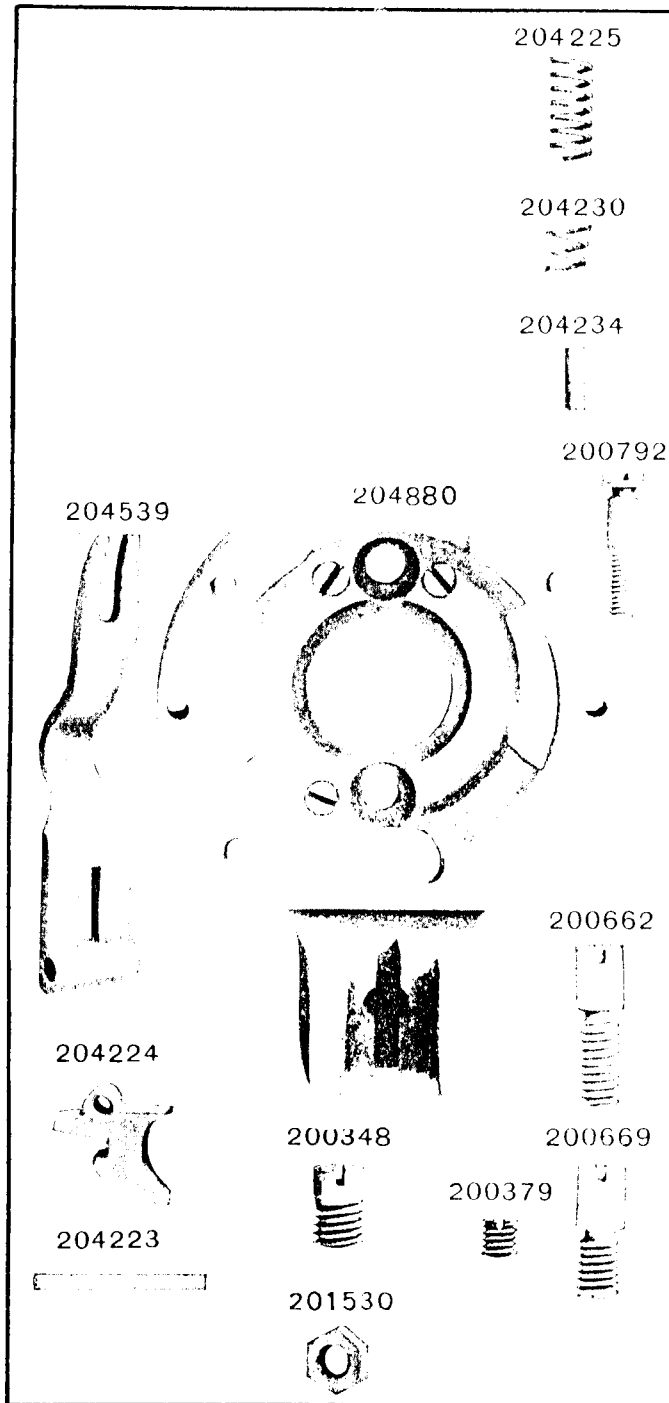


PLATE 10881 - FULL SIZE

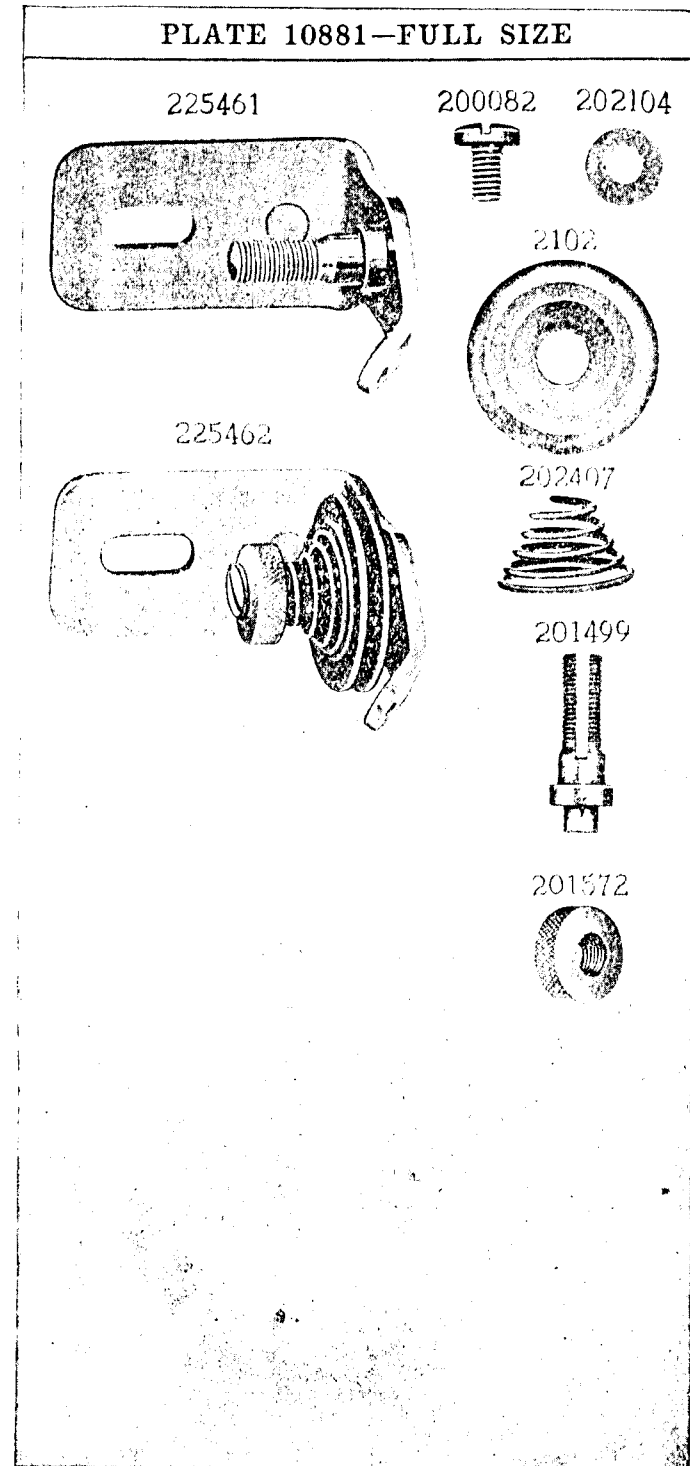


PLATE 10882—FULL SIZE

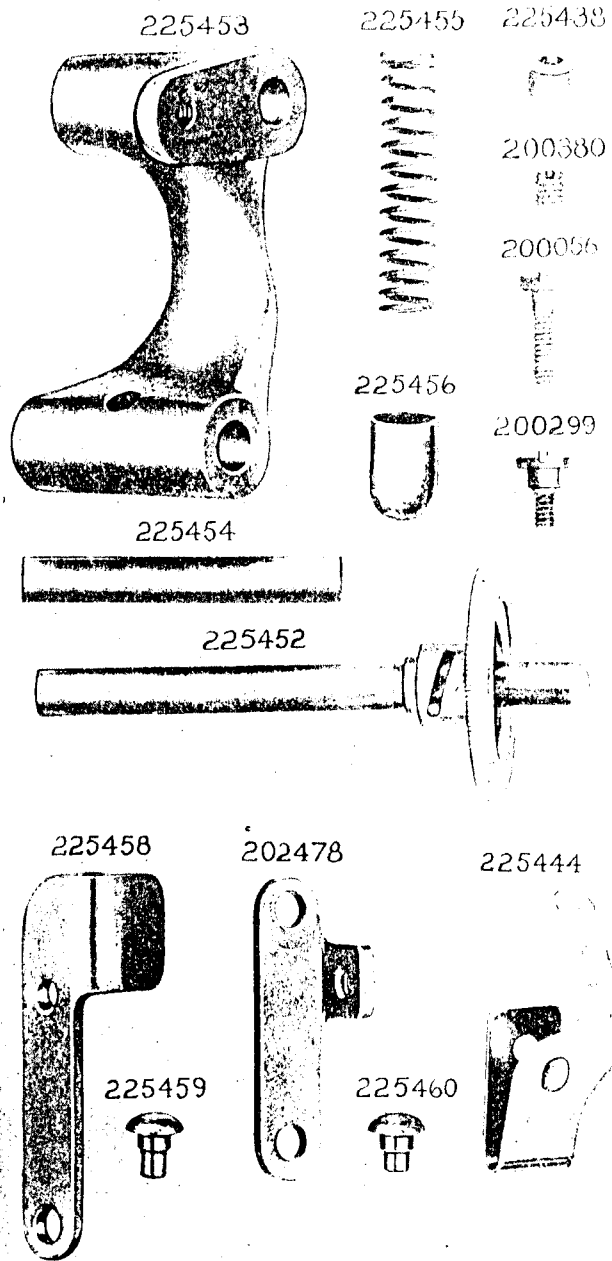


PLATE 10883 ONE-FOURTH SIZE




PLATE 11125 - ONE-FOURTH SIZE

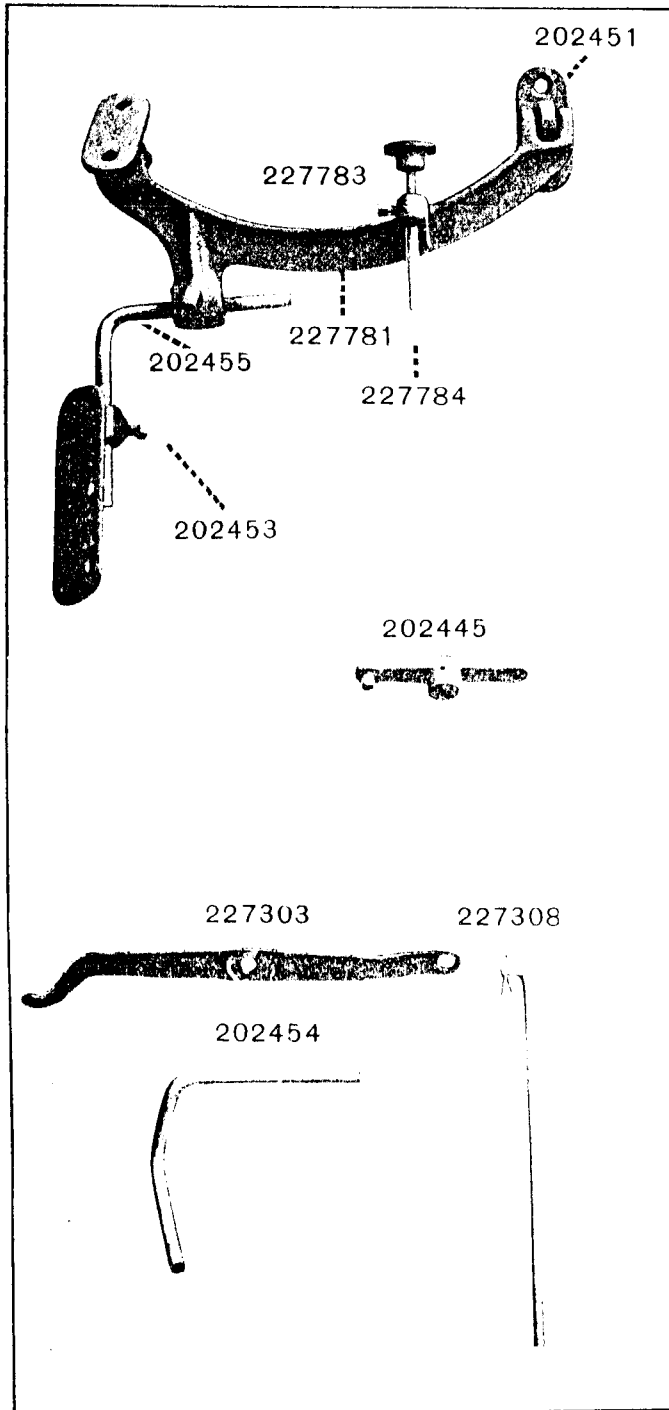


PLATE 12153 - ONE-HALF SIZE

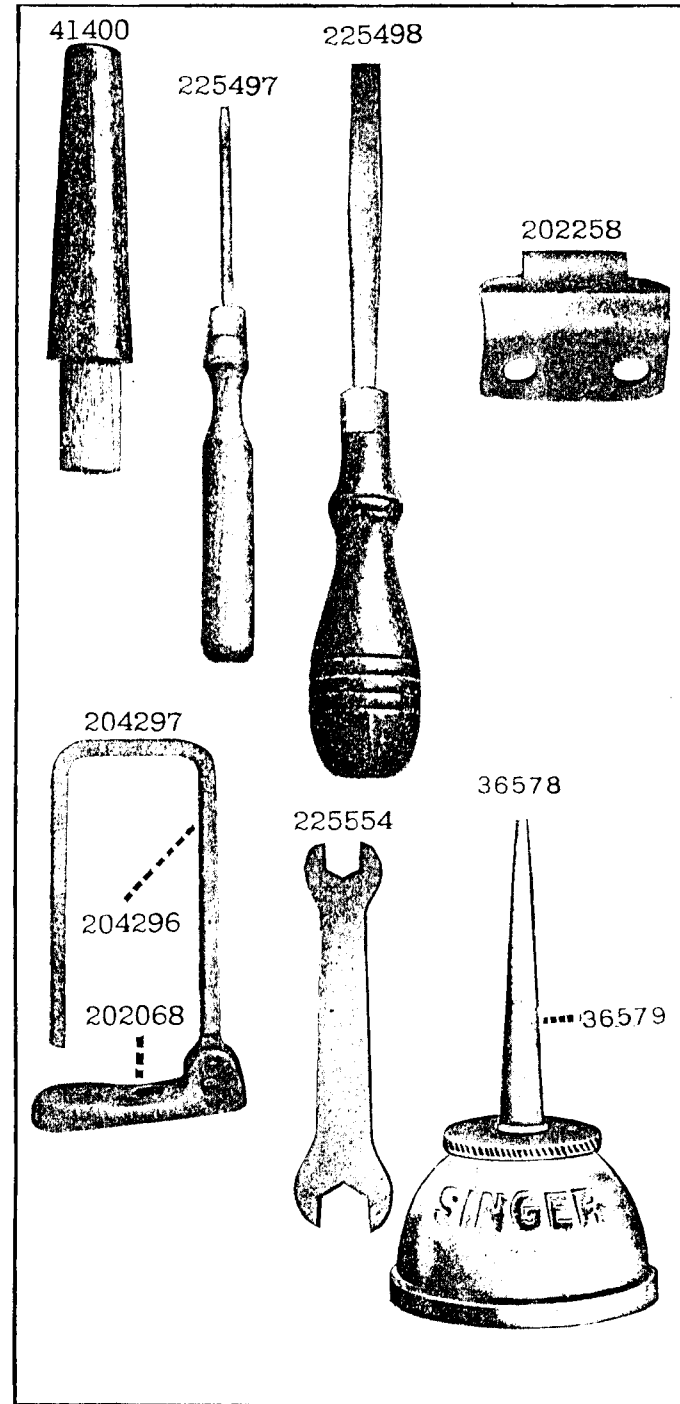


PLATE 12306—FULL SIZE




PLATE 12307—FULL SIZE

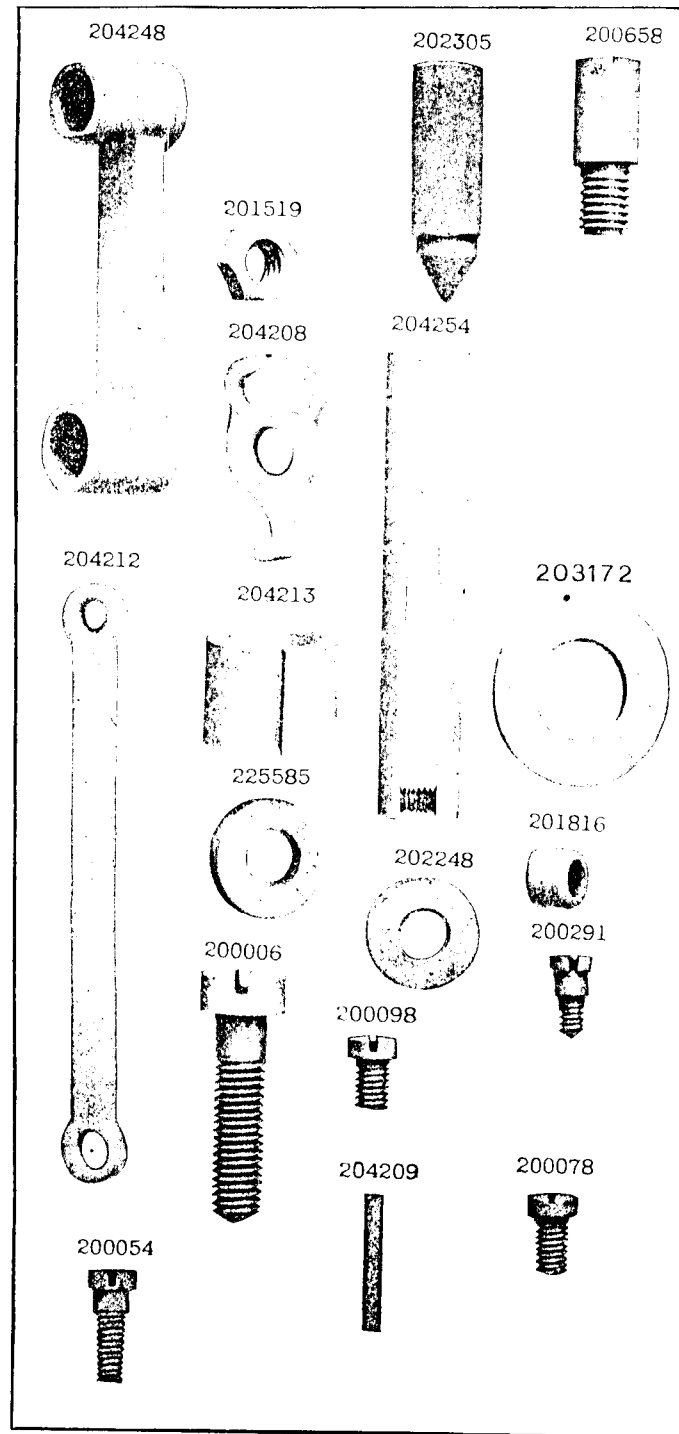


PLATE 12309 -FULL SIZE

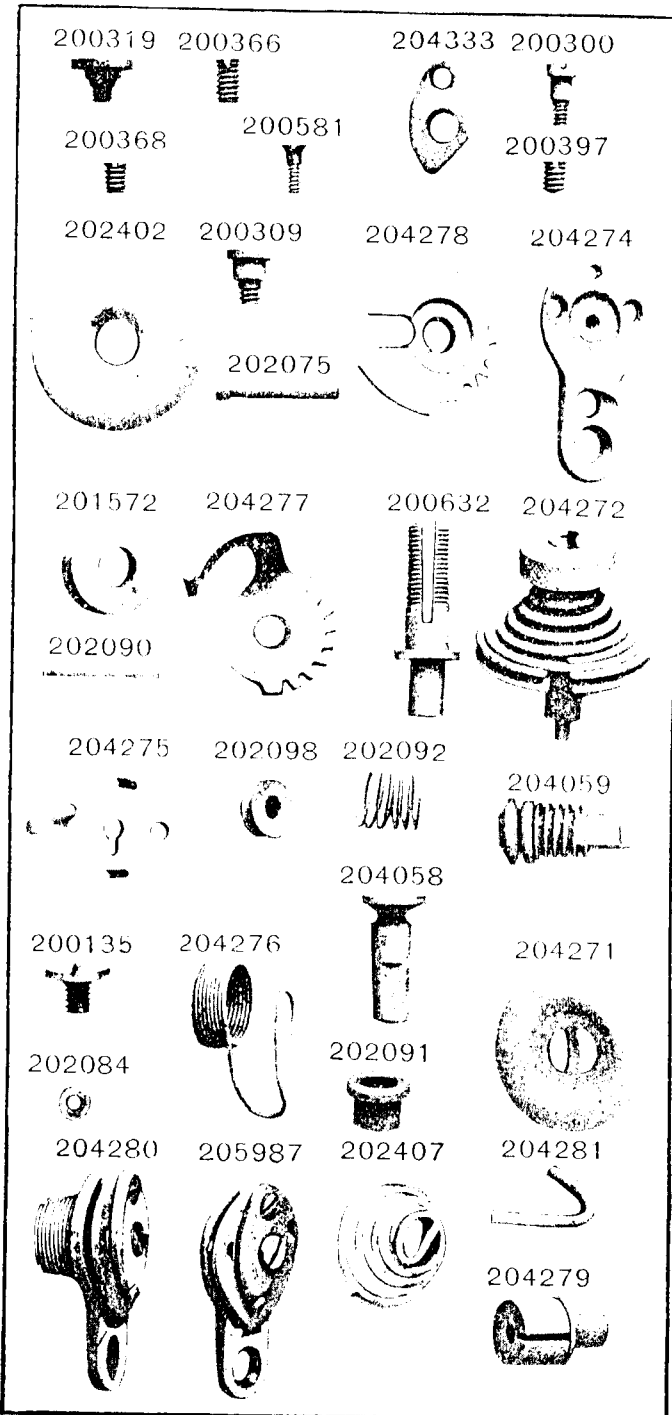


PLATE 12311 -FULL SIZE

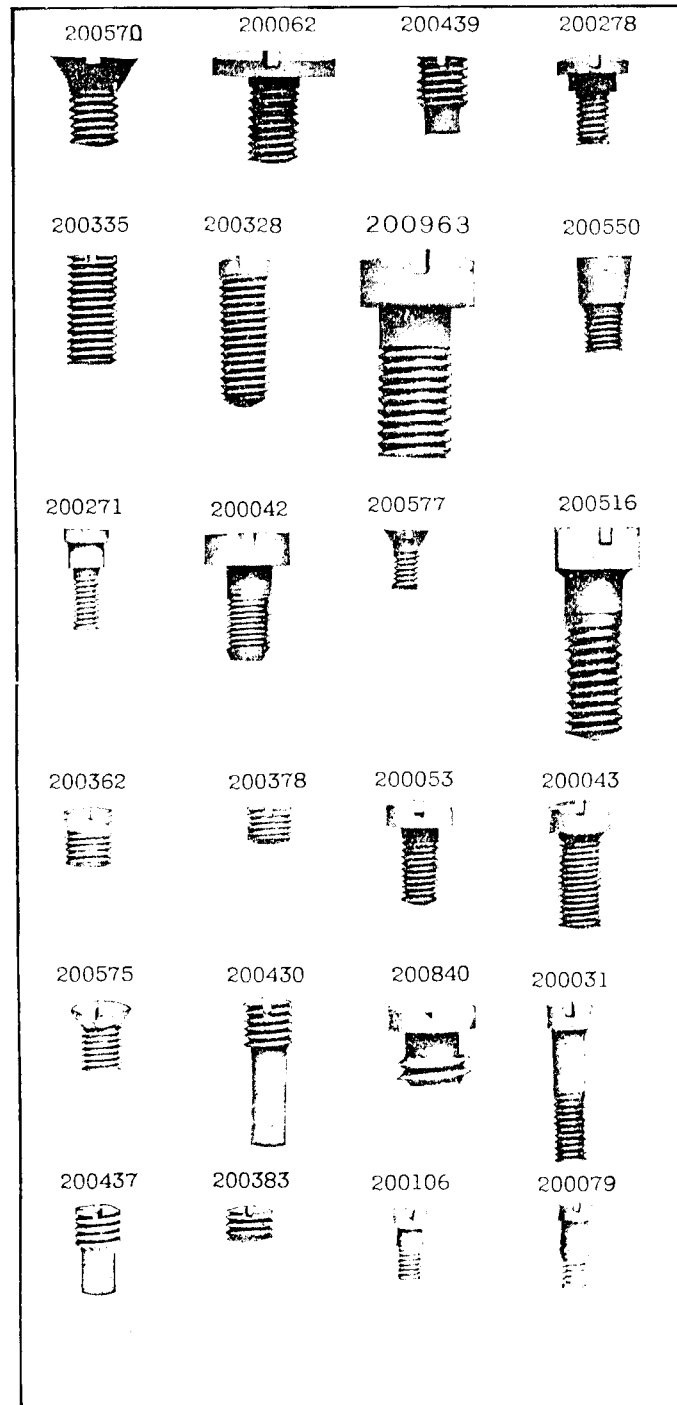


PLATE 12319 - FULL SIZE

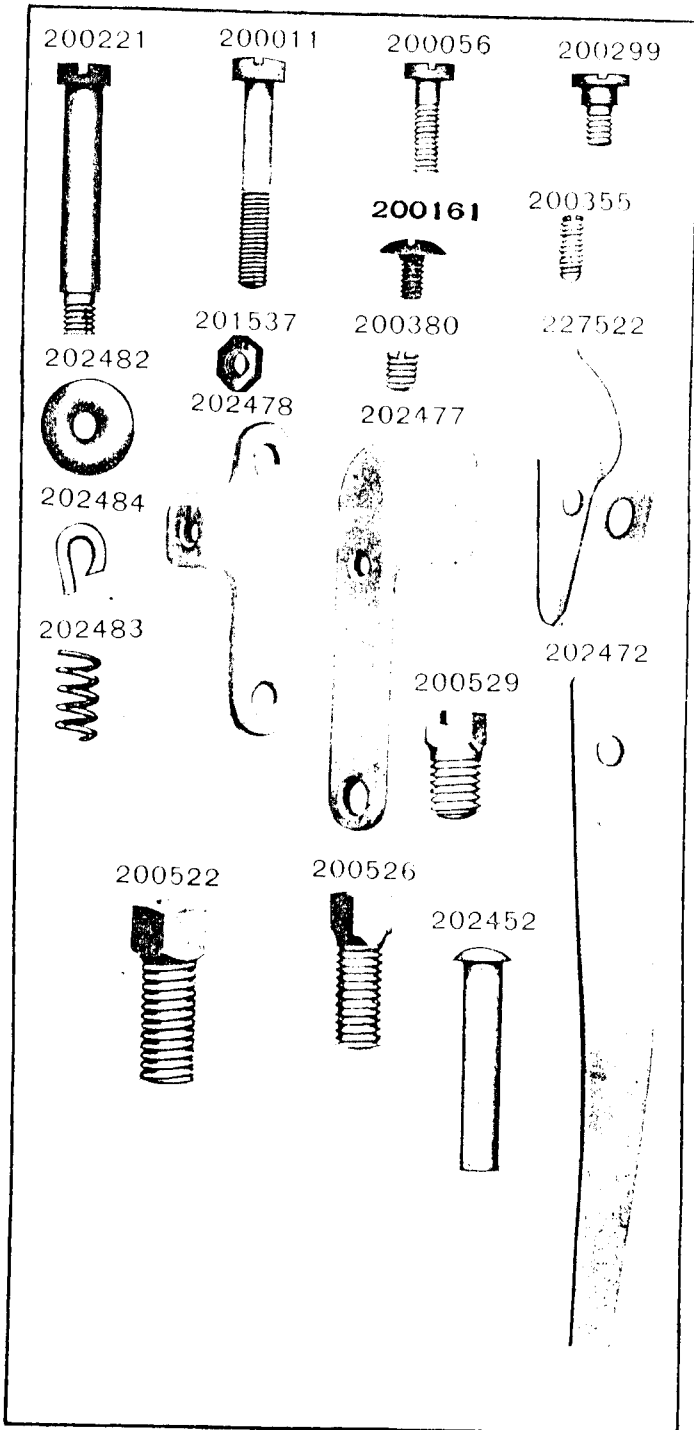


PLATE 12320 - ONE-HALF SIZE

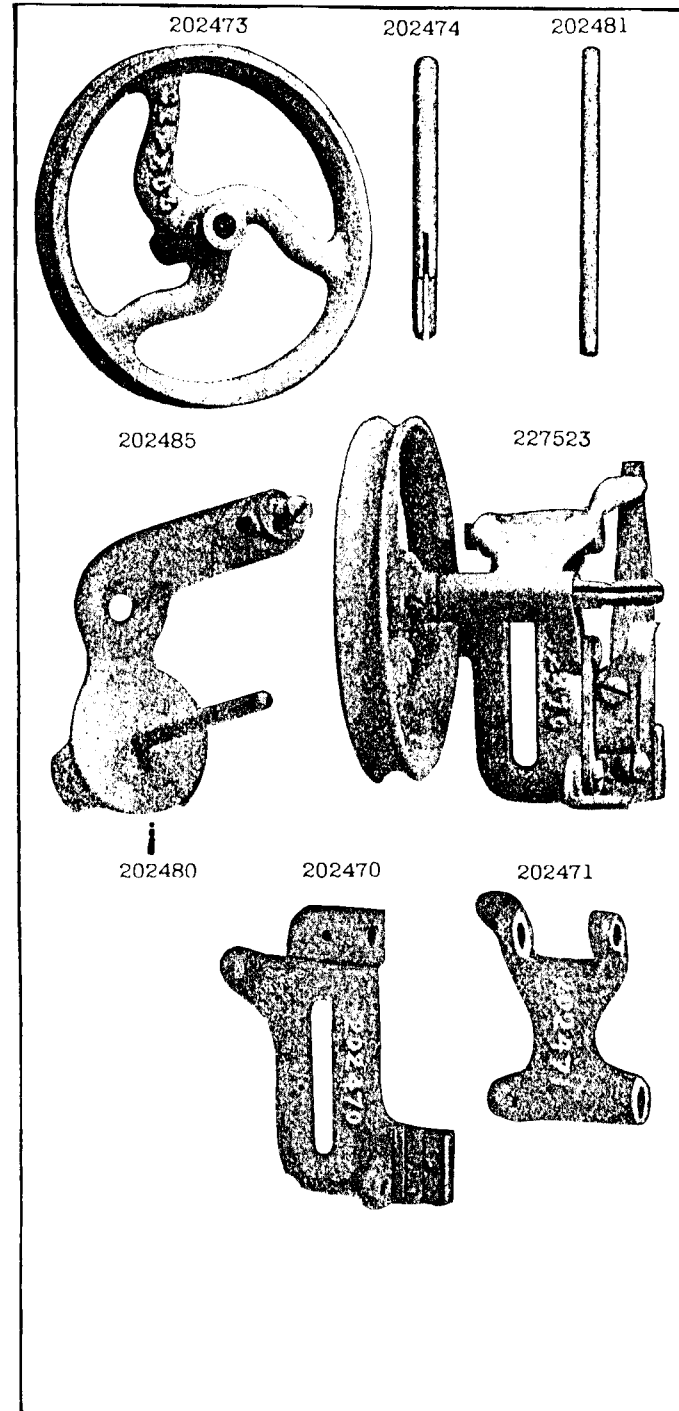


PLATE 12331—FULL SIZE

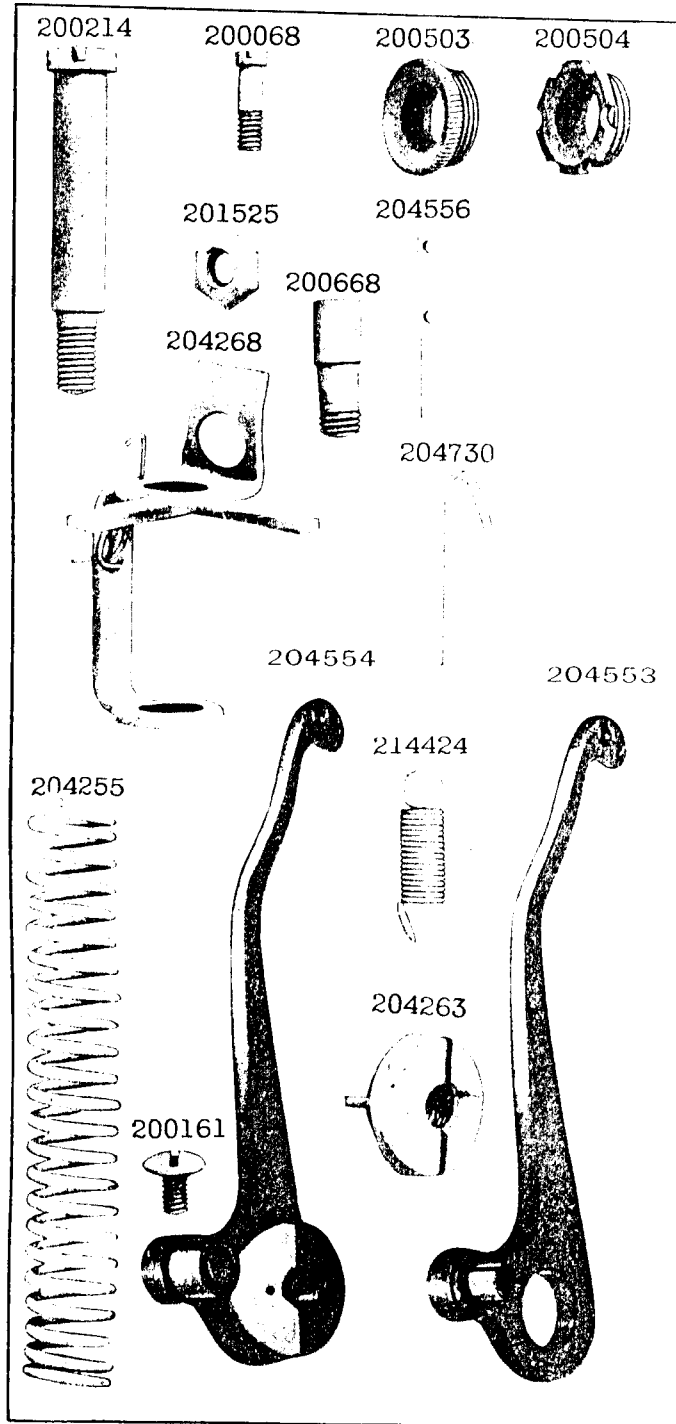


PLATE 12338—FULL SIZE

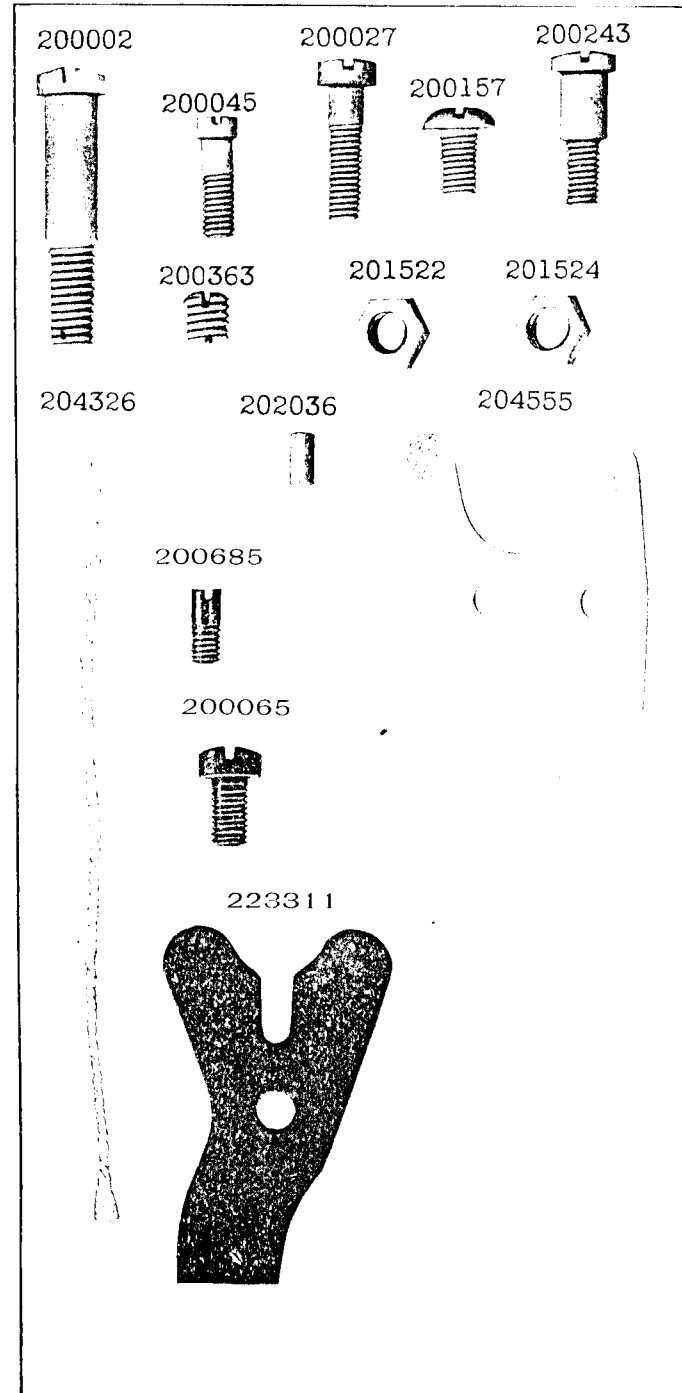


PLATE 12670-ONE-HALF SIZE

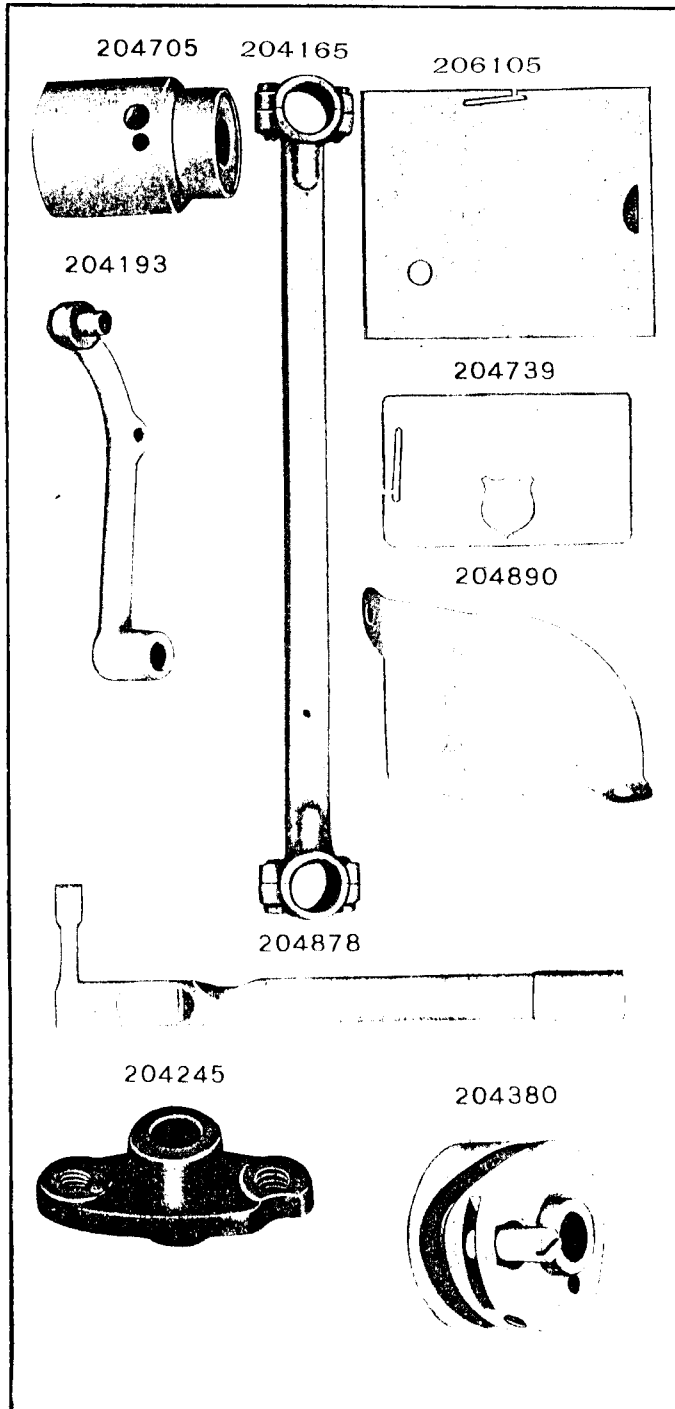


PLATE 12671-FULL SIZE

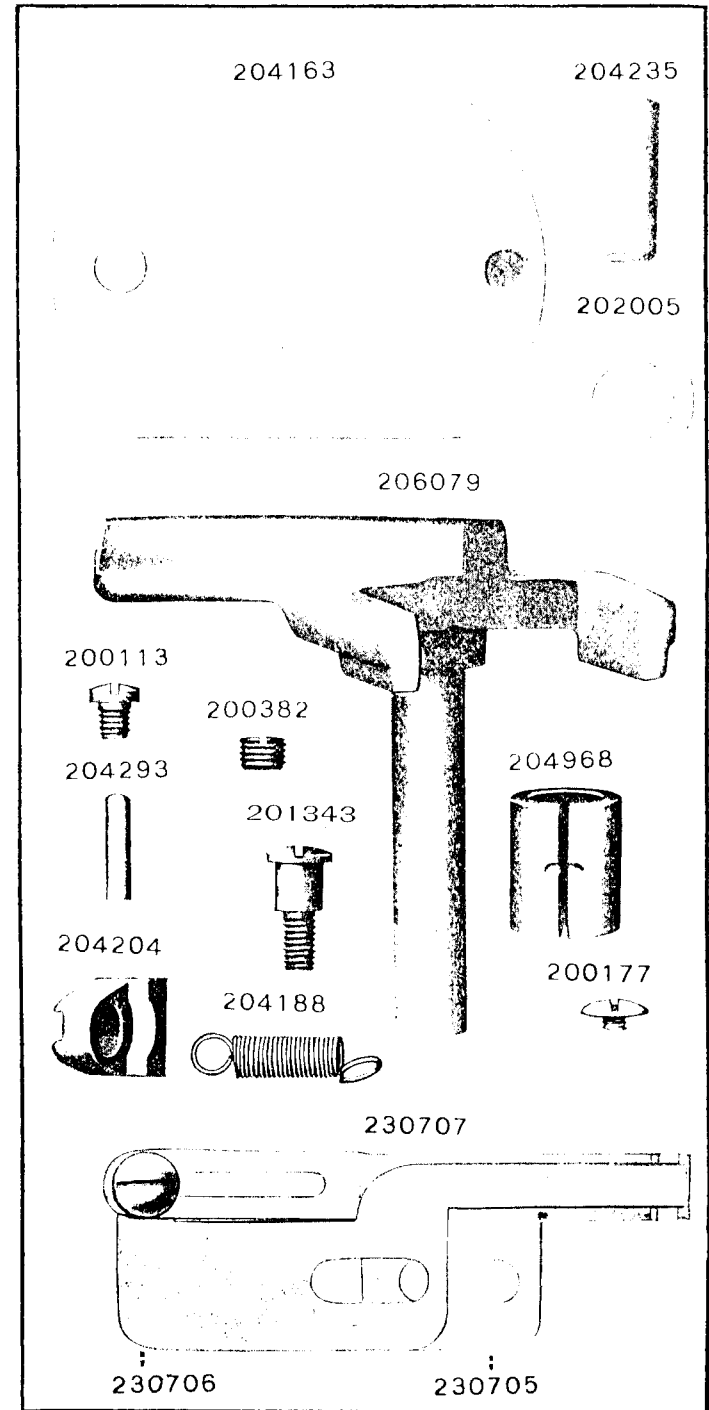


PLATE 12672 -FULL SIZE

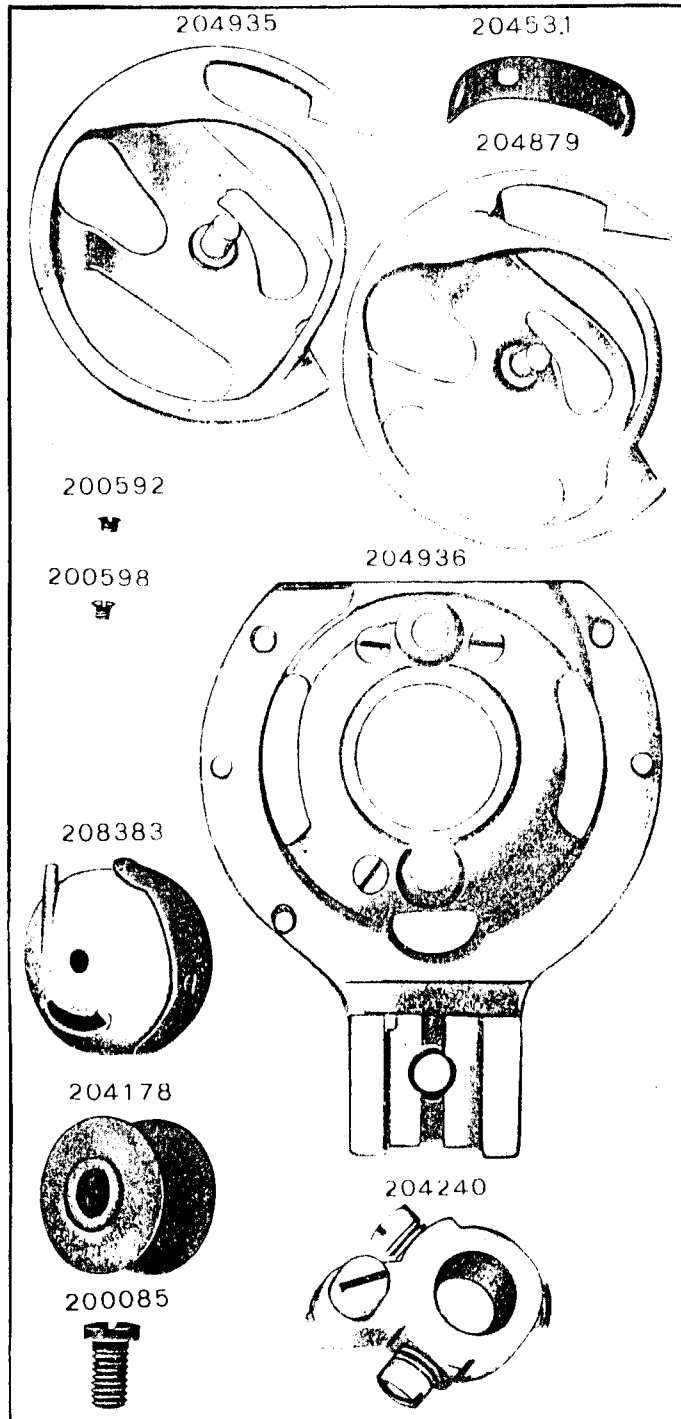


PLATE 12673 -ONE-FOURTH-SIZE

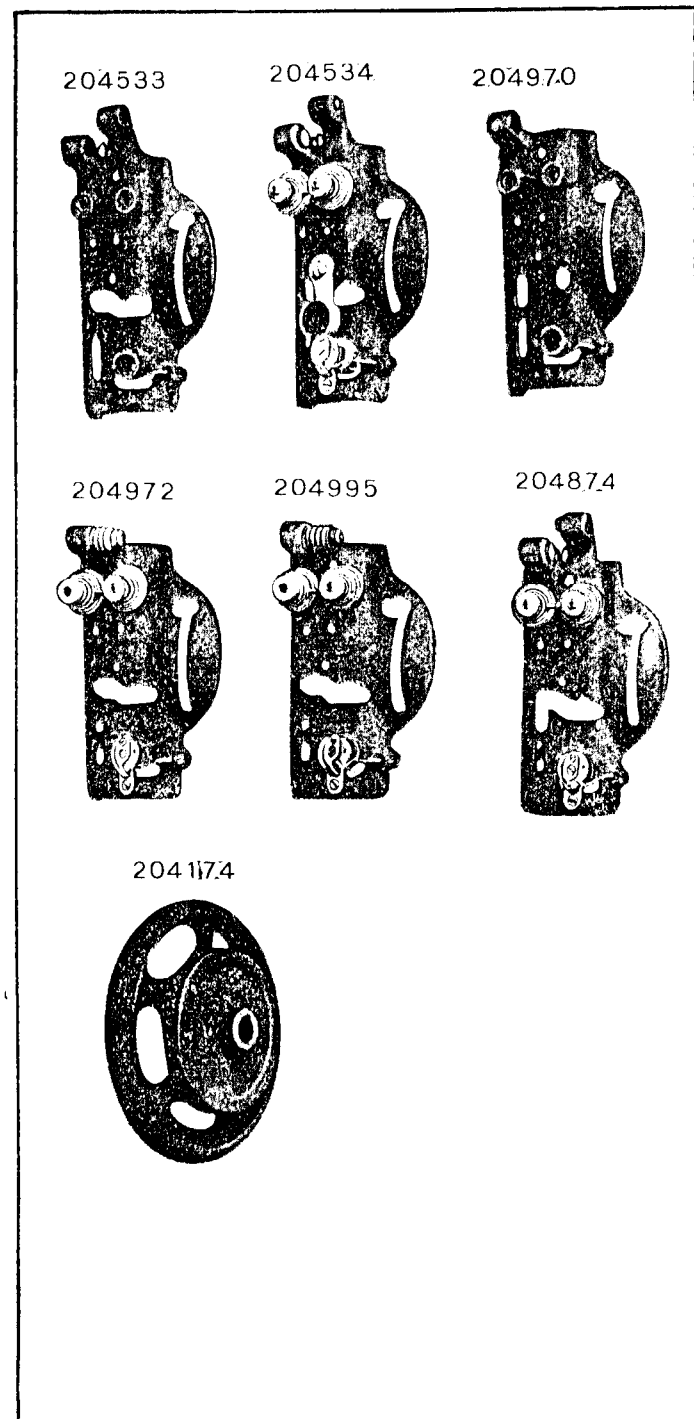


PLATE 12674 -FULL SIZE

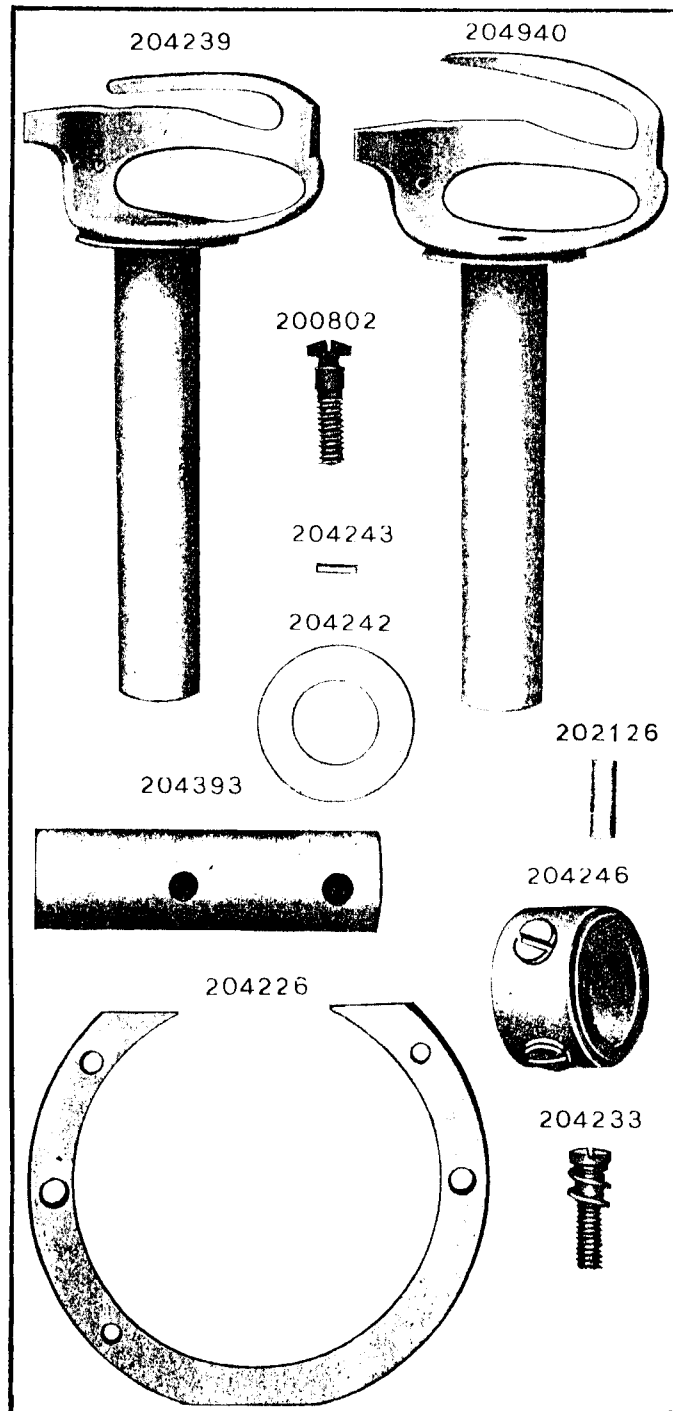


PLATE 12675 -FULL SIZE

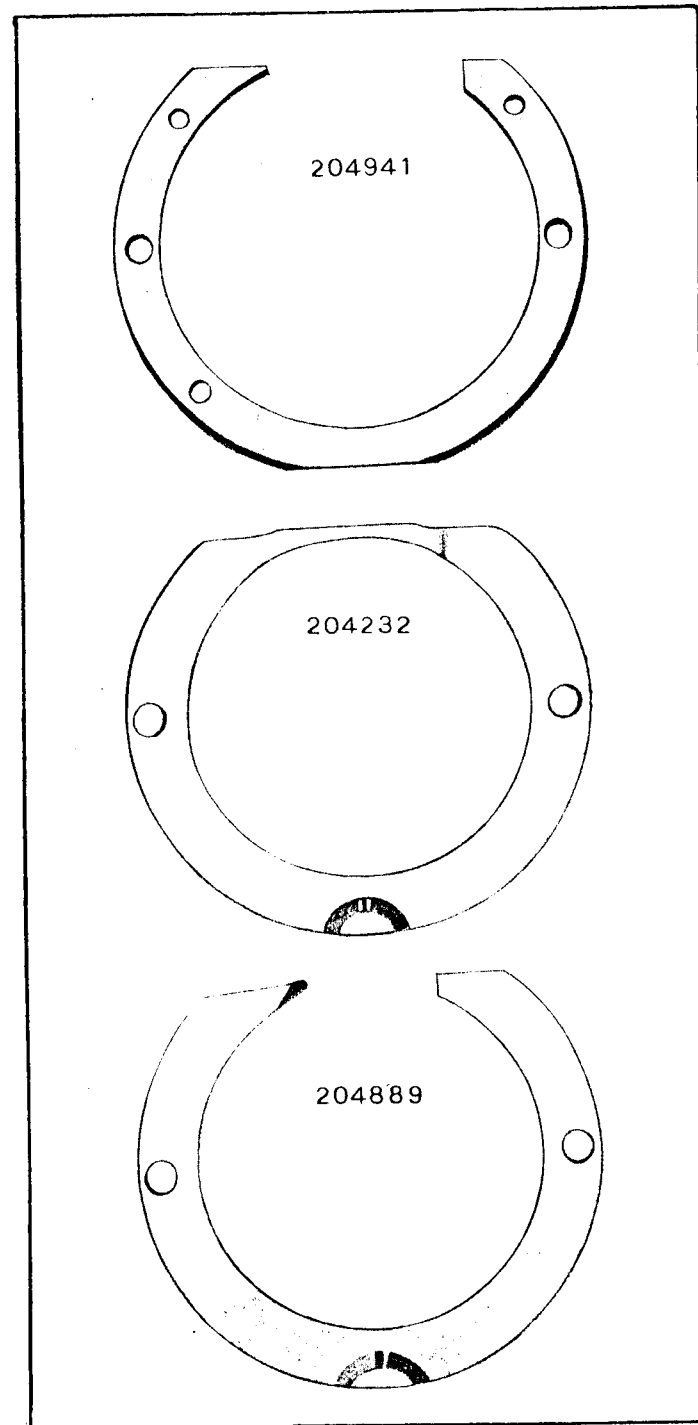


PLATE 12676-ONE-HALF SIZE

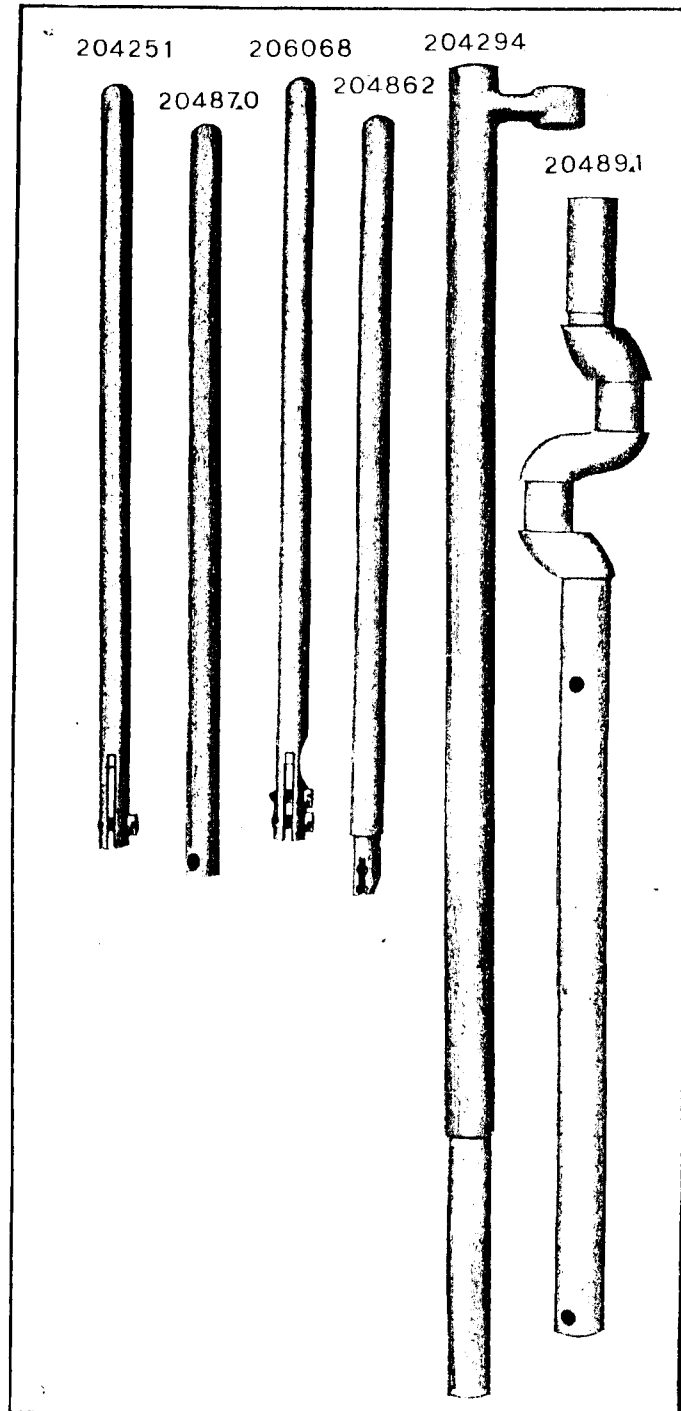


PLATE 12677-FULL SIZE

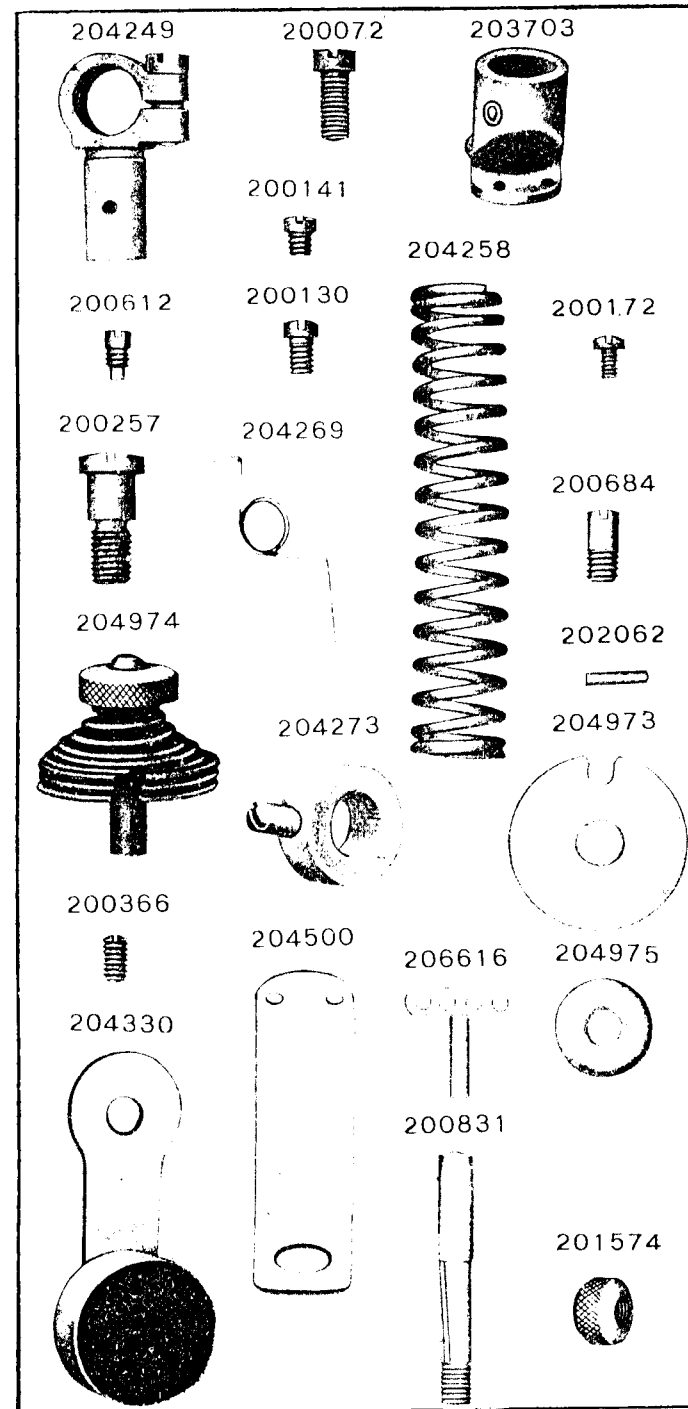


PLATE 12678 - FULL SIZE

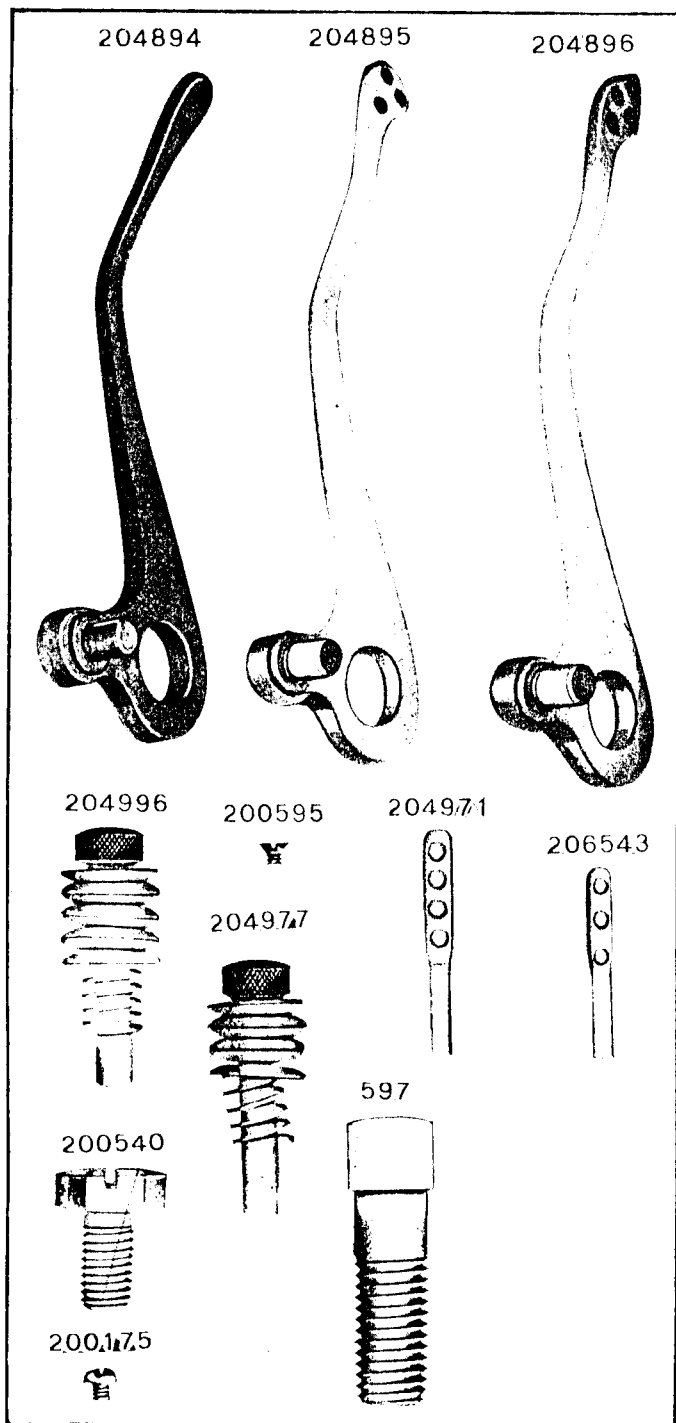


PLATE 12679 - FULL SIZE

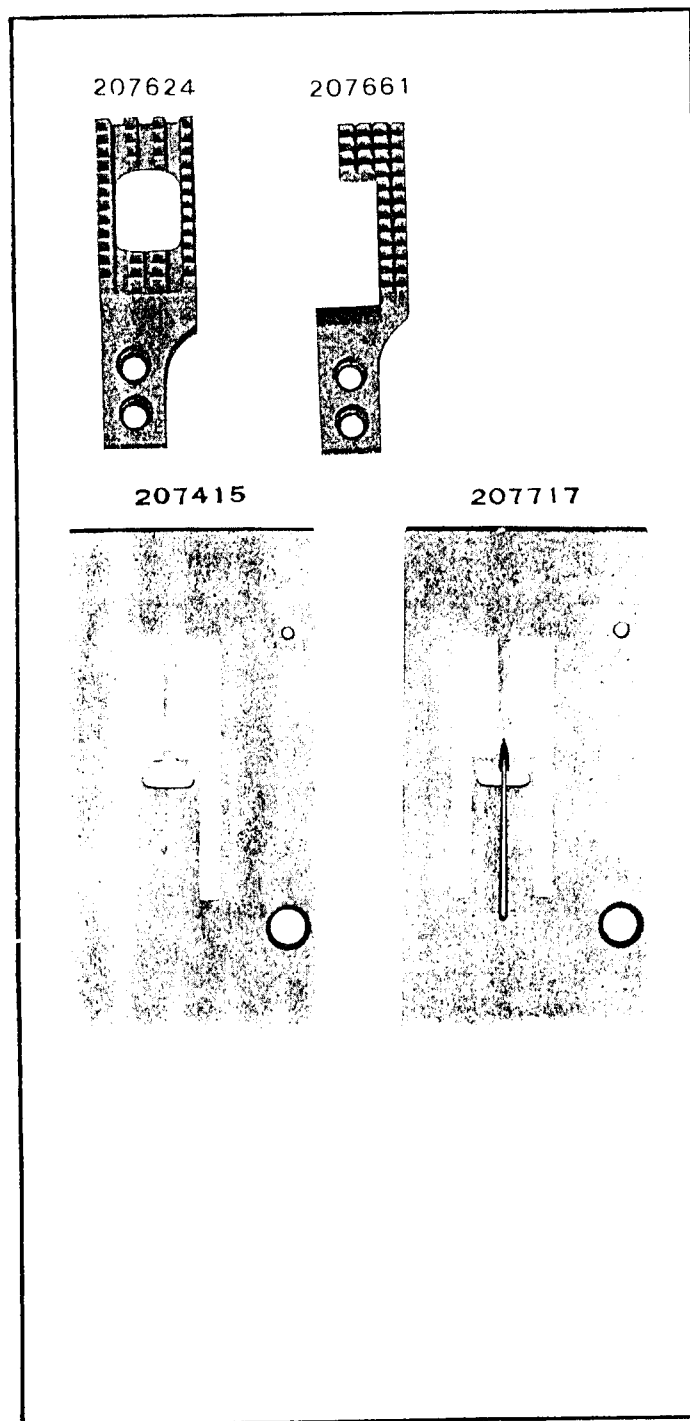
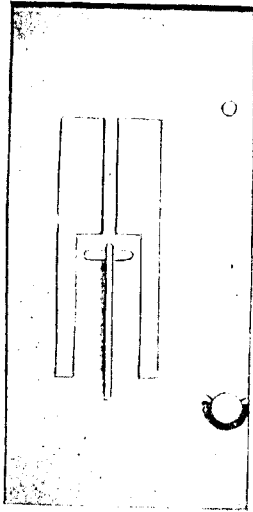



PLATE 12680 -FULL SIZE

207502



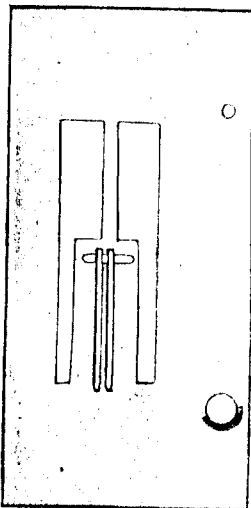
207663



207505



207431



207504


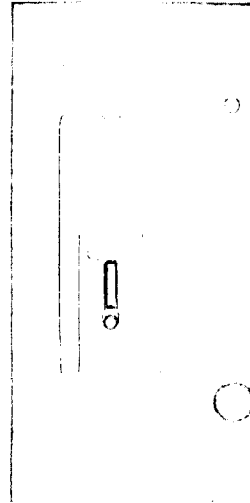



PLATE 12681 -FULL SIZE

207515




207423



204340



207414



207457




PLATE 12682 -FULL SIZE

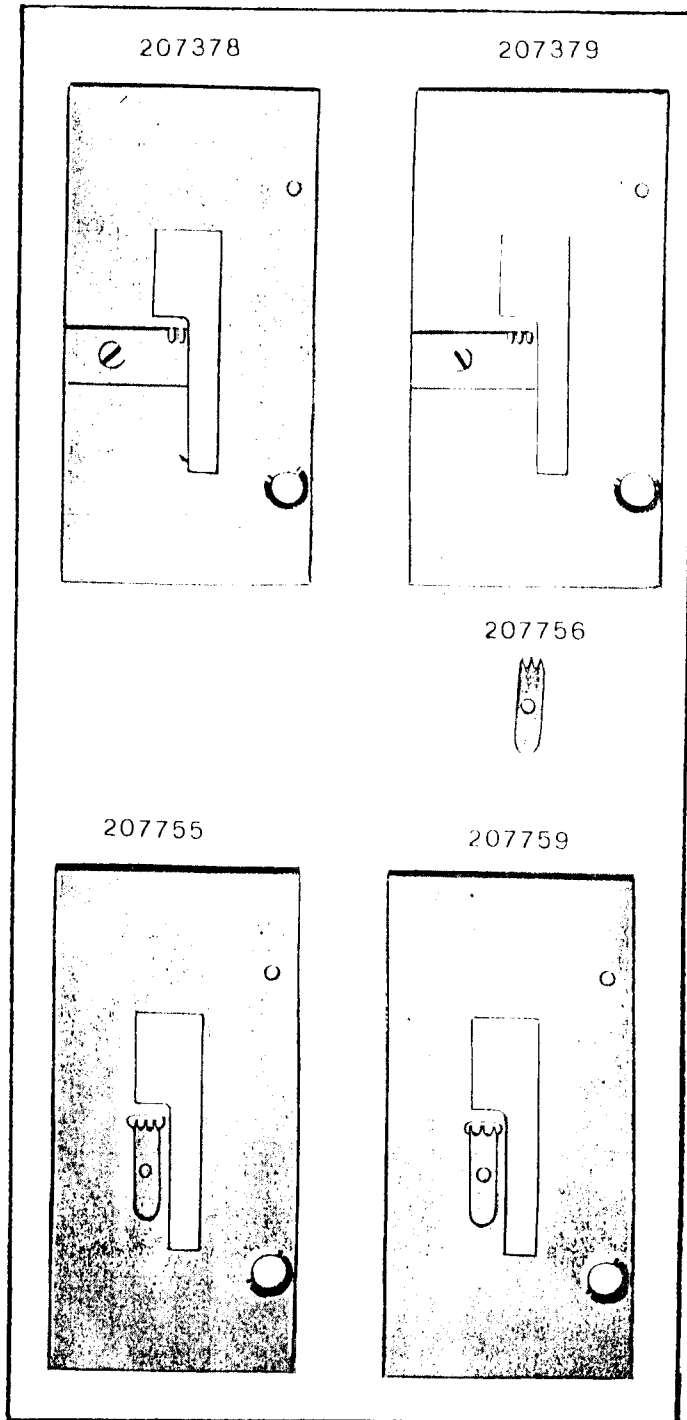


PLATE 12683 -FULL SIZE

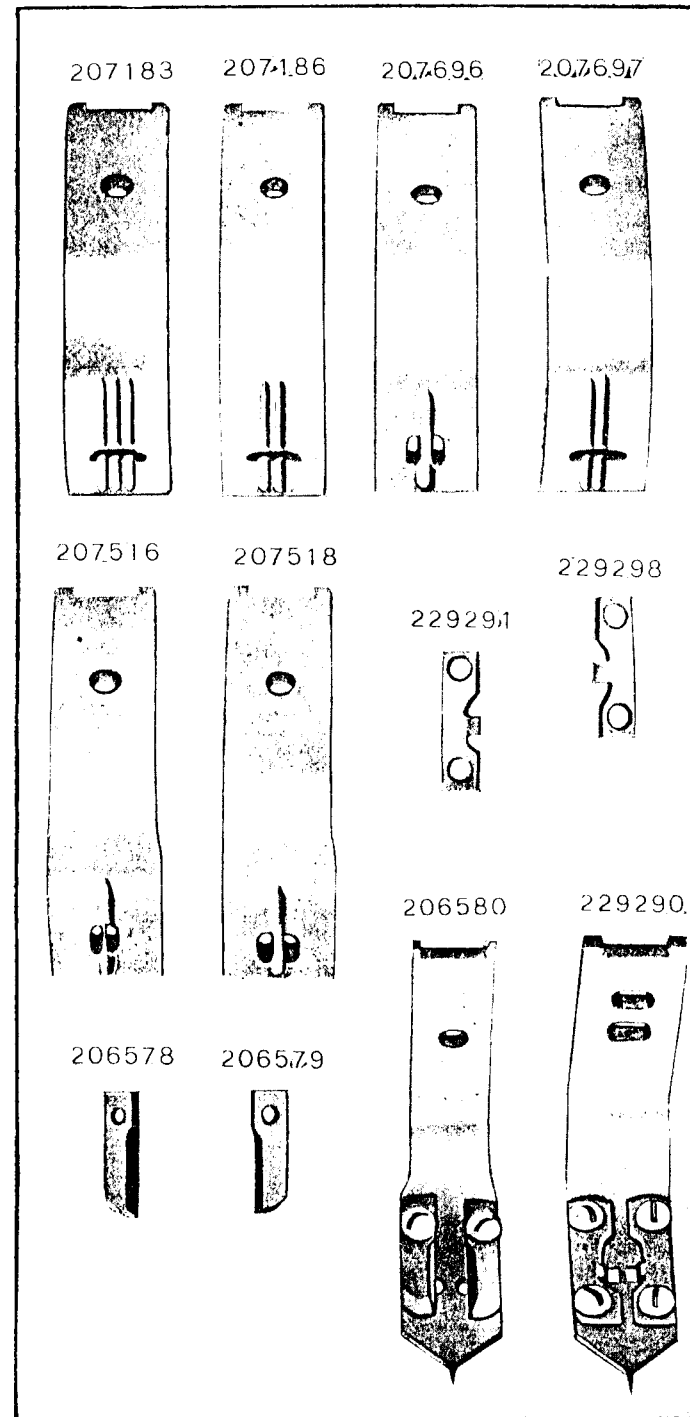



PLATE 12685—FULL SIZE

207734



207731



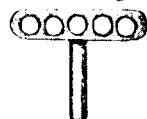
207737




207728



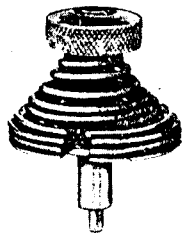
207736



207730



207735



207738

