

FORM 18918
AUGUST, 1935
PRINTED IN U. S. A.

LIST OF PARTS



MACHINE No. 175-51

THE SINGER MANUFACTURING COMPANY

INSTRUCTIONS FOR OILING

THE MACHINES SHOULD BE OILED ONCE DAILY

Remove the two knurled thumb nuts and remove the large arm side cover from the front side of the machine.

Apply oil at all oil holes and at all points where parts are in movable contact at the top as well as inside the arm.

Replace the large arm side cover and tighten the two thumb nuts.

Lay the machine on its rear side and apply oil to all oiling points in the machine bed.

Turn down the hinged cover beneath the looper and apply oil to the cam on the looper shaft, then close the hinged cover.

Use only Singer "Manufacturing Sewing Machine oil (Cloth and Leather)" for general use, or "Manufacturing Sewing Machine Oil (Stainless for White Goods)" where a stainless oil is desired.

INDEX

	Page
Accessories.....	16
Belt and Pulley Guard.....	17
Machine Base.....	16
Machine No. 175-51.....	7
Starting Lever and Foot Lifter Parts.....	17
Table Belt Guide.....	17
Thread Unwinder.....	18

INSTRUCTIONS FOR ORDERING

In ordering from this list, use ONLY the part NUMBER in the FIRST column.

The number stamped on a Sewing Machine Part is in every case the number of the single part only.

Every combination of parts sent out as such has its specific number, which, although not stamped on the parts, must be used when ordering the combination.

Each number always indicates the SAME PART in whatever list it appears, or for whatever machine.

The letters after some of the numbers indicate the style of finish only, as follows:

- A-Hardened, Polished, Nickel Plated and Buffed
- B-Polished, Nickel Plated and Buffed
- C-Hardened Only
- D-Polished Only
- E-Soft, Not Polished
- F-Hardened and Polished
- H-Blued
- J-Nickel Plated Only
- K-Hardened and Nickel Plated
- L-Brass Plated
- M-Oxidized
- N-Japanned, Dull
- P-Japanned, Bright
- R-Merlized
- T-Copper Plated
- T.A-Hardened, Polished, Copper and Nickel Plated and Buffed
- T.B-Copper and Nickel Plated and Polished
- T.J-Copper and Nickel Plated Only
- T.K-Hardened, Copper and Nickel Plated
- T.M-Copper Plated and Oxidized
- T.L-Copper and Brass Plated
- U-Zinc Plated
- V-Silver Plated
- W-Polished and Nickel Plated
- Y-Black Nickel Plated Only
- Z-Chromium Plated
- Z.B-Polished, Nickel Plated, Buffed and Chromium Plated
- Z.J-Nickel and Chromium Plated

These letters MUST BE USED when they appear in the list; and AFTER the number as in the list.

In this series:

1 to 1500, 50001 to 51500 and 140001 to 142000 are Screw Numbers

1501 to 1800 and 51501 to 51800 are Nut Numbers


1801 to 2000 and 51801 to 52000 are Roller Numbers

2001 to 50000 and 52001 to 140001 and 142000 to 190000 are Sewing Machine Parts, 190001 and upward are numbers of Electrical Parts

The figures in the second column refer only to the plates, illustrating the parts, and are NOT TO BE USED in ordering.

Parts marked with an asterisk (*) are furnished only when repairs are made at factory.

LIST OF PARTS COMPLETE FOR



MACHINE NO. 175-51

FOR TACKING PAPER TICKETS ON CLOTHING; ALSO USED FOR SEWING "BUDS" ON LADIES' UNDERWEAR. MAKES NINE TACKING STITCHES. HAS NEEDLE BAR VIBRATION. NEEDLE BAR STROKE 1-7/8 INCHES. FITTED WITH THREAD BREAKER OR CLAMP, AUTOMATIC AND CONSTANT TENSIONS AND THREAD POSITIONING FINGER. THE THREAD IS BROKEN AT THE COMPLETION OF THE OPERATION BY RAISING THE BUTTON CLAMP. SPEED 1000 R.P.M.

No.	Plate	Name
*175001	----	Arm with 15404 and two 15405.....
175002	21988	" Dowel Fin.....
*175003	----	" Rock Shaft.....
175340	21990	" " " 175003 with 175007 and 175341
175005	21989	" " " Crank (back) with 1177E, 152LJ and 140016E.....
1177E	21989	Arm Rock Shaft Crank (back) Clamping Screw.
140016E	21989	" " " " " Position Screw.
152LJ	21989	" " " " " " " " Lock Nut.....
*175341	----	Arm Rock Shaft Crank (front).....
175007	21988	" " " " " Pin.....
140017E	21988	" Screw (long).....

No.	Plate	Name
670E	21988	Arm Screw (short).....
175008	21988	" Side Cover (left).....
230J	21988	" " " " Screw.....
175009	-----	" " " (right).....
175010	21990	" " " " Screw Stud (long)..
175011	21990	" " " " " " (short).
51649E	21988	" " " " " " Lock Nut
51650B	21988	" " " " " Thumb Nut.....
*175012	-----	Bed.....
175013	21990	" End Cover (bottom).....
175014	21988	" " " " Hinge Pin (left)...
175015	21988	" " " " " " (right)..
175016	21988	" " " " " Spring.....
175017	21988	" " " " " Hook.....
175361	21992	" Top Cover (back) with two 175019.....
175019	21988	" " " " " Oil Tube.....
140018W	21989	" " " " " Screw.....
175020	21990	" " " (front).....
140019W	21988	" " " " " Screw.....
175486	21992	Clamp (lower).....
175487	21991	" " Hinge Bracket.....
140072C	21989	" " Screw.....
175032	21988	" " Washer.....
175488	21990	" (upper) with 175489 and two 175190..
175363	21996	" " Hinge Bracket.....
140072C	21989	" " Screw.....
175032	21988	" " Washer.....
175034	21990	" Hinge Pin.....
175035	21990	" " Bracket.....
160J	21988	" " Screw.....
175036	21990	" " " " Shim (.003 in. thick).....
175037	-----	Clamp Hinge Pin Bracket Shim (.005 in. thick).....
175038	-----	Clamp Hinge Pin Bracket Shim (.007 in. thick).....
175039	-----	Clamp Hinge Pin Bracket Shim (.015 in. thick).....
175041	21998	Clamp Lifting Arm with 190J,190K and 1259C
1259C	21993	" " " " Set Screw.....
175042	21990	" " Chain, 4 1/4 in. long.....
190K	21993	" " " " Screw (lower).....
*175489	21991	" " " " " Bracket.
175190	22002	" " " " " " "
		Rivet.....
190K	21993	Clamp Lifting Chain Screw (upper).....
190J	21993	" " " " " Lock Screw
175043	21996	" " and Thread Pull-off Holder Shaft.....

No.	Plate	Name
175044	21988	Clamp Lifting and Thread Pull-off Holder Shaft Collar with 458C.....
458C	21993	Clamp Lifting and Thread Pull-off Holder Shaft Collar Set Screw.....
175045	21996	Clamp Lifting and Thread Pull-off Holder Shaft Spring.....
175046	21989	Clamp Lifting and Thread Pull-off Holder Shaft Spring Collar with 458C.....
458C	21993	Clamp Lifting and Thread Pull-off Holder Shaft Spring Collar Set Screw.....
175047	21996	Clamp Lifting Rod.....
175048	21996	" " " " Arm with 160E and 140022E
160E	21988	" " " " Clamping Screw.....
140022E	21988	" " " " Position Screw.....
175049	21989	" " " " Stop Plate.....
160J	21988	" " " " " " Screw....
175032	21988	" " " " " " " " Wash- er.....
42830	22000	Clamp Lifting Rod Cotter Pin.....
175050	21998	" " " " Spring.....
175051	21991	" " " " " Stop Collar with 160C.....
160C	21988	Clamp Lifting Rod Spring Stop Collar Set Screw.....
175490	21991	Clamp Opening Pawl.....
175491	21991	" " " " Hinge Bracket.....
208J	21997	" " " " " Screw....
140075C	21989	" " " " " Screw Stud.....
175492	21991	" " " " Ratchet.....
208J	21997	" " " " " Screw.....
175493	21991	" " " " Releaser.....
140076J	21989	" " " " " Screw.....
175032	21988	" " " " " Washer...
175494	21991	" " " " Spring.....
175052	21996	" Presser Bar.....
175053	21989	" " " " Collar with 458C.....
458C	21993	" " " " " Set Screw.....
175527	21991	" " " " Screw Bearing.....
175055	21998	" " " " Spring.....
140023W	21989	" Pressure Regulating Thumb Screw....
1722J	21989	" " " " " Lock Nut.....
175495	-----	Clamp complete, Nos.140075C,140076J,175363 175486 to 175488,175490 to 175494,three 208J,four 140072C and five 175032.....
175060	-----	Face Plate.....
175061	-----	" " 175060 with 185J and 175062, 175063,175065 and 202098.....
120J	21989	Face Plate Screw.....

No.	Plate	Name
175062	22002	Face Plate Thread Guide (lower) Plate...
185J	21993	" " " " " " Screw
175063	22002	" " " " " " " "
		Spacing Collar.....
202098	22002	Face Plate Thread Guide (lower) Roller....
175065	22002	" " " " " " Pin
175066	21989	" " " " (upper).....
175085	21993	Looper.....
175086	21996	" Driving Shaft.....
175087	21998	" " " Bushing.....
51183E	21993	" " " Clamping Screw
175088	-----	" " " Crank with two 435C..
175525	21996	" " " " 175088 with 175090.....
175089	21993	Looper Driving Shaft Crank Connecting Link
175090	-----	" " " " " " "
		Hinge Stud.....
435C	21993	Looper Driving Shaft Crank Set Screw.....
175091	21993	" " " Gear.....
175092	22000	" " " " Pin.....
458C	21993	" Set Screw.....
175093	21998	" Shaft with 458C.....
175095	-----	" " Crank with two 140027C.....
175526	21996	" " " 175095 with 175133.....
140027C	22000	" " " Set Screw.....
175133	-----	" " " Stud.....
175096	21993	Machine Rest Stud.....
458C	21993	" " " Set Screw.....
204383	21996	Needle Bar (hollow) with 200125F, 200175D and 204250.....
175348	21994	Needle Bar Connecting Link.....
140028C	21993	" " " " Hinge Screw....
1722J	21989	" " " " " Nut
175099	21993	" " " " Stud with 160E.....
160E	21988	Needle Bar Connecting Link Hinge Stud Clamping Screw.....
175100	21993	Needle Bar Connecting Link Hinge Stud Thread Guide Plate.....
1492J	21993	Needle Bar Connecting Link Hinge Stud Thread Guide Plate Screw.....
175101	21993	Needle Bar Connecting Link Hinge Stud Thread Guide Roller.....
175349	21994	Needle Bar Connecting Stud (lower).....
1681J	21989	" " " " " Nut....
51652J	21989	" " " " " Lock Nut
175103	21988	" " " " " Washer..
175104	21994	" " " " (upper).....
1681J	21989	" " " " " Nut.....

No.	Plate	Name
51652J	21989	Needle Bar Connecting Stud (upper) Nut Lock Nut.....
175103	21988	Needle Bar Connecting Stud (upper) Washer.
175105	21994	" " Eccentric with 140027C.....
175106	21994	" " " Connecting Rod with 1521J, 140024E, 175535 and two 140029E....
140029E	21993	Needle Bar Eccentric Connecting Rod Cap Screw.....
140024E	21989	Needle Bar Eccentric Connecting Rod Clamp- ing Screw.....
1521J	21989	Needle Bar Eccentric Connecting Rod Clamp- ing Screw Nut.....
140031C	21993	Needle Bar Eccentric Connecting Rod Hinge Screw.....
51653E	21993	Needle Bar Eccentric Connecting Rod Hinge Screw Nut.....
175535	21988	Needle Bar Eccentric Connecting Rod Oil Pad (felt).....
175108	21995	Needle Bar Eccentric Pawl.....
175109	-----	Needle Bar Eccentric Pawl complete, Nos. 175108, 175110 to 175112 and 175114.....
175110	21995	Needle Bar Eccentric Pawl Bracket.....
134E	21995	" " " " " Screw...
175111	21997	" " " " " Steady Pin.....
175112	21997	Needle Bar Eccentric Pawl Hinge Pin.....
175113	21997	" " " " Spring.....
175114	21997	" " " " Stud (large).....
175119	21995	Needle Bar Eccentric Pin.....
140027C	22000	" " " Set Screw.....
204250	22000	" " Thread Guide.....
200175D	22000	" " " Screw.....
175496	21992	" " Vibrating Cam.....
175119	21995	" " " " Pin.....
175307	21992	" " " " Worm.....
175069	22002	" " " " Pin.....
175515	21992	" " " " Wheel with two 140026C.....
140026C	21988	Needle Bar Vibrating Cam Worm Wheel Set Screw.....
175374	21996	Needle Bar Vibrating Cam Worm Wheel Shaft.
175119	21995	" " " " Pin.....
175120	21994	" " " Lever.....
175121	21994	" " " " Adjusting Bracket with 186C, 458C and 175124.....
140032C	21995	Needle Bar Vibrating Lever Adjusting Bracket Hinge Screw.....

No.	Plate	Name
458C	21993	Needle Bar Vibrating Lever Adjusting Bracket Hinge Screw Set Screw.....
175122	21997	Needle Bar Vibrating Lever Adjusting Bracket Hinge Screw Slide.....
51654C	21995	Needle Bar Vibrating Lever Adjusting Bracket Lock Nut.....
175123	21995	Needle Bar Vibrating Lever Adjusting Bracket Lock Nut Screw Stud.....
186C	21997	Needle Bar Vibrating Lever Adjusting Bracket Lock Nut Screw Stud Set Screw..
175124	21997	Needle Bar Vibrating Lever Adjusting Bracket Lock Nut Screw Stud Set Screw Locking Disc.....
175125	21995	Needle Bar Vibrating Lever Adjusting Bracket Lock Nut Washer.....
175126	21998	Needle Bar Vibrating Lever Arm with 51923.
140033C	21995	" " " " " Hinge Screw
51923	21988	" " " " " Roller and Screw Stud.....
140024E	21989	Needle Bar Vibrating Lever Arm Screw.....
175032	21988	" " " " " Washer
140034C	21995	" " " " " Hinge Screw....
140035C	21995	" " " " " Lock Screw.....
175127	21997	Needle Bar Vibrating Lever Hinge Screw Slide.....
*175116	-----	Needle Guard.....
175128	21998	" " 175116 with 175131 and 175136
175129	-----	" " 175128 with 140036D and 175137
175130	21997	" " Cam with two 1259C.....
1259C	21993	" " " Set Screw.....
175131	21997	" " Pin.....
175132	21995	" " Oscillating Crank with 896E and 175134.....
896E	21995	Needle Guard Oscillating Crank Clamping Screw.....
175016	21988	Needle Guard Oscillating Crank Spring.....
175134	21995	" " " " " Hook (crank end).....
175135	21997	Needle Guard Oscillating Crank Spring Hook (bed end).....
175136	-----	Needle Guard Shaft.....
175094	21993	" " " Bushing.....
458C	21993	" " " " " Set Screw.....
175137	21988	" " Thread Finger.....
140036D	21988	" " " " " Screw.....
175483	21996	" Plate.....
140019F	21988	" " Screw.....
200125F	22000	" Set Screw.....

No.	Plate	Name
175379	21991	Plug for Feed Plate Regulator Shaft Hole..
*175139	-----	Pulley.....
175140	21999	" 175139 with 175147.....
140037C	22000	" Engaging Screw.....
51655J	22000	" " " Nut.....
175141	22000	" Oil Pad (w/ick).....
175142	21999	" Shaft.....
175143	21993	" " Gear.....
175144	22000	" " " Pin.....
175145	21998	" Shifter.....
175146	21999	" " Holder with 51649J and 140078C.....
140078C	22000	Pulley Shifter Holder Set Screw.....
51649J	21988	" " " " " Lock Nut..
*175147	-----	" " Ring (V grooved).....
1178E	22000	" " Screw.....
175148	21998	Starting Crank with 1747J and 140039E....
140039E	21989	" " Adjusting Screw.....
1747J	21989	" " " " Nut.....
175149	22000	" " Pin.....
175150	21998	Stop Dog.....
175151	21998	" " Cushion Spring.....
175152	21999	" " " " Holder with 50581C and two 140040C.....
50581C	22000	Stop Dog Cushion Spring Holder Set Screw..
140040C	22000	" " " " Set Screw.....
175119	21995	" " Pin.....
175153	21994	" Motion Retaining Collar.....
160J	21988	" " " " " Screw.....
175154	22000	" " " " " Stud...
882C	22000	" " " " " " Set Screw.....
175155	21999	Stop Motion Shaft.....
175156	21998	" " " Spring.....
175157	21999	" " " " Collar with 140041C.....
140041C	22000	Stop Motion Shaft Spring Collar Set Screw..
175158	21998	" " Trip.....
175159	21999	" " " Block with 882C.....
140042C	22000	" " " " Hinge Screw.....
51649E	21988	" " " " " " Nut....
175113	21997	" " " " Spring.....
175229	22000	" " " Point.....
160J	21988	" " " Screw.....
175032	21988	" " " Washer.....
175160	22001	Tension (automatic) Disc.....
175161	22002	" " " Position Pin....
1560C	22002	" " Regulating Thumb Nut..

No.	Plate	Name
175162	21998	Tension (automatic) Releasing Cam with two 140027C.....
140027C	22000	Tension (automatic) Releasing Cam Set Screw.....
175522	22001	Tension (automatic) Releasing Disc.....
175163	21999	" " " Rod.....
152LJ	21989	" " " Adjusting Nut.....
152LJ	21989	Tension (automatic) Releasing Rod Adjusting Nut Lock Nut.....
175164	21999	Tension (automatic) Releasing Rod Spring..
175165	21994	" " " Wearing Sleeve.....
140043C	22001	Tension (automatic) Screw Stud.....
175166	-----	" " " " 140043C with 1560C.....
125314	22001	Tension (automatic) Spring.....
175167	22001	" " Thread Eyelet.....
175168	-----	Tension (automatic) complete, Nos. 125314, 175166, 175522 and two 175160.....
175160	22001	Tension (stationary) Disc.....
175161	22002	" " " Position Pin....
1560C	22002	" " " Regulating Thumb Nut..
140044C	22001	" " " Screw Stud.....
175169	-----	" " " " 140044C with 1560C.....
13710	22001	Tension (stationary) Spring.....
175170	-----	Tension (stationary) complete, Nos. 13710, 175169 and two 175160.....
175171	22001	Thread Eyelet (back).....
175172	22001	" " (front).....
175173	22001	" Nipper Head.....
175174	22002	" " " Plate.....
160J	21988	" " " Screw.....
175175	22002	" " " Washer.....
140045K	22001	" " " Releasing Head Screw.....
175176	21998	" " " Lever.....
140046C	22002	" " " Hinge Screw..
175177	22001	" " " Rod.....
175178	-----	" " " " 175177 with 175173.....
175179	22001	Thread Nipper Releasing Rod Spring (lower)
175180	22002	" " " " " "
		Washer.....
175181	22002	Thread Nipper Releasing Rod Spring (upper)
175182	22002	" " " " " Collar with 465C.....
465C	22002	Thread Nipper Releasing Rod Spring Collar Set Screw.....

No.	Plate	Name
175183	22001	Thread Nipper Releasing Screw Stud.....
1722J	21989	" " " " " Nut....
175184	22002	" " " " " Washer.....
175185	22002	Thread Nipper Releasing Stud.....
175161	22002	" " Thread Guide Pin.....
175186	21998	" Pull-off (back).....
175187	22002	" " " Holder with 160C and 1120C.....
160C	21988	Thread Pull-off (back) Holder Set Screw...
1120C	22002	" " " Set Screw.....
175188	21998	" " (front).....
175189	22002	" " " Holder with 1120C and 175190.....
175190	22002	Thread Pull-off (front) Holder Stop Pin...
1120C	22002	" " " Set Screw.....
175191	22002	" " " Stop Collar with 160C and 175192.....
160C	21988	Thread Pull-off Stop Collar Set Screw....
175192	22002	" " " Stop Pin.....
175167	22001	" " Thread Eyelet.....
*15404	-----	Trade Mark.....
15405	-----	" " Rivet.....

Genuine Singer Needles should be used in Singer Machines. These Needles and their Containers are marked with the Company's Trade Mark "SIMANCO." 1

Needles in Containers marked "For Singer Machines" are not Singer made needles. 2

ACCESSORIES

No.	Plate	Name
175195	22003	Hand Wheel with 455C, for turning machine by hand.....
455C	22004	Hand Wheel Set Screw.....
120342	22003	Oiler (copper plated) with 120343.....
120343	22003	" Spout, 3 1/2 in. long.....
26026	22003	Screw Driver.....
175196	22003	" Eye.....
175197	22003	Wrench for 140026.....
175198	22003	" " 140027.....

MACHINE BASE

No.	Plate	Name
175199	-----	Machine Base with 160C.....
175200	22005	Machine Base complete, Nos. 145C, 1637J, 140047C, 140048C, 175199, 175208 to 175210 175424, 175425 and four wood screws 7/8 in. No. 14 R.H.....
140047C	21997	Machine Locating Screw Stud.....
*175201	-----	" Lock Plate.....
175115	22004	" " " 175201 with 175203, 175205 and 175206.....
*175202	-----	Machine Lock Plate Position Stud.....
175203	22004	" " " " " 175202 with 175204.....
*175204	-----	Machine Lock Plate Position Stud Washer..
175205	22004	" " Stud.....
51656J	21997	" " Thumb Nut.....
175206	22004	" " " Screw Stud.....
175207	22004	" " " Spring.....
175536	22004	" " " Washer.....
175425	-----	Machine Lock complete, Nos. 51656J, 175115 175207 and 175536.....
175208	22004	Machine Starting Lever.....
140048C	22004	" " " Hinge Screw.....
175209	22004	" " " Spring.....
175210	22004	" " " Hook (long).
175424	22004	" " " " (short)
145C	22004	" " " Stop Screw.....
1637J	22004	" " " " Nut.....

BELT AND PULLEY GUARD

(HINGED)

No.	Plate	Name
175211	-----	Belt and Pulley Guard.....
175212	22005	" " " " Hinge.....
175213	-----	" " " " Rivet.....
175214	22005	Belt and Pulley Guard complete, Nos. 175211 two 175212, six 175213 and eight wood screws 3/4 in. No. 9 R.H.....

STARTING LEVER AND FOOT LIFTER PARTS

No.	Plate	Name
175215	-----	Foot Lifter Chain, 37 in. long, with two 56865.....
56865	21997	Foot Lifter Chain Hook.....
175216	22005	" " Treadle.....
175217	22004	" " " Hinge Pin.....
175218	22005	" " " Stand.....
175219	22005	Foot Lifter Treadle complete, Nos. 175216 to 175218 and two wood screws 1 in. No. 14 F.H.....
175215	-----	Starting Lever Chain, 37 in. long, with two 56865.....
56865	21997	Starting Lever Chain Hook.....
175216	22005	" " Treadle.....
175217	22004	" " " Hinge Pin.....
175218	22005	" " " Stand.....
175219	22005	Starting Lever Treadle complete, Nos. 175216 to 175218 and two wood screws 1 in. No. 14 F.H.....

TABLE BELT GUIDE

No.	Plate	Name
175220	22005	Belt Guide (left) with 140035C.....
175221	22005	" " (right) with 140035C.....
140035C	21995	" " Set Screw.....
175222	22005	Pulley.....
175223	-----	" Shaft.....
175224	22005	" " 175223 with 1259E and 175227.

TABLE BELT GUIDE

No.	Plate	Name
175225	22005	Pulley Shaft Bracket with 1259C.....
1259E	21993	" " Oil Plug Screw.....
175227	22005	" " " Wick.....
1259C	21993	" " Set Screw.....
175228	22005	Table Belt Guide complete, Nos.175220, 175221, 175224, 175225 and two each 175222 and wood screws 7/8 in. No. 14 R.H.....

THREAD UNWINDER

FOR ONE SPOOL

No.	Plate	Name
225259	22006	Spool Rest with 201018C.....
150203	22006	" " Cushion (felt).....
225388	22006	" " Rod.....
200383C	21997	" " Set Screw.....
201018C	21997	" " Set Screw.....
202490	22006	" Stand with 200383C.....
225391	22006	Thread Guide.....
201696J	21997	" " Lock Nut.....
225324	22006	" " Rod with 208E and 225322.....
208E	21997	" " " Screw.....
225322	21997	" " " Washer.....
225260	22006	Thread Unwinder complete, Nos.150203, 201696J, 202490, 225259, 225324, 225388, 225391 and three wood screws 7/8 in. No. 12.....
27739	22006	Thread Cone (wood) for large cones.....
225390	22006	" " Holder for inverted cones.....

Note: Nos. 27739 and 225390 are used with, but not included in 225260.

**Genuine Singer Needles should be used
in Singer Machines.
These Needles and their Containers
are marked with the
Company's Trade Mark "SIMANCO." 1**

**Needles in Containers marked
"For Singer Machines"
are not Singer made needles. 2**

**ILLUSTRATIONS OF PARTS
FOR
MACHINE No. 175-51**

140017
PAGE 7



670
PAGE 8



140026
PAGE 11




160
PAGE 9



175002
PAGE 7



175016
PAGE 8



175535
PAGE 11



51923
PAGE 12



175007
PAGE 7



140022
PAGE 9



140019
PAGE 8



175008
PAGE 8

175137
PAGE 12



230
PAGE 8



140036
PAGE 12



175014
PAGE 8



175015
PAGE 8



175103
PAGE 11



175017
PAGE 8



175019
PAGE 8



175032
PAGE 8



51650
PAGE 8



175044
PAGE 9



51649
PAGE 8



PLATE 21989—FULL SIZE




PLATE 21990—ONE-HALF SIZE




PLATE 21991—FULL SIZE

175490
PAGE 9



175493
PAGE 9




175492
PAGE 9



175489
PAGE 8



175487
PAGE 8



175527
PAGE 9




175379
PAGE 13



175494
PAGE 9



175491
PAGE 9




175051
PAGE 9

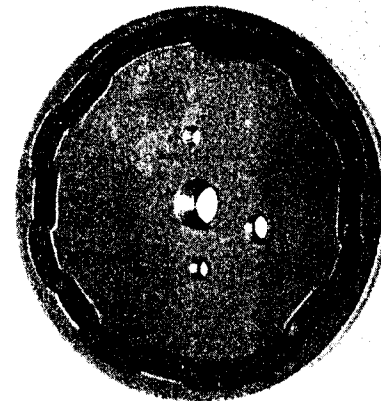


PLATE 21992—ONE-HALF SIZE

175361
PAGE 8




175496
PAGE 11



175486
PAGE 8



175515
PAGE 11



175307
PAGE 11



PLATE 21993—FULL SIZE

140029
PAGE 11



190
PAGE 8



1492
PAGE 10



185
PAGE 10



435
PAGE 10



1259
PAGE 8



458
PAGE 9




175101
PAGE 10



175089
PAGE 10



140031
PAGE 11



51183
PAGE 10



140028
PAGE 10



175091
PAGE 10




175143
PAGE 13



175096
PAGE 10




175099
PAGE 10



175094
PAGE 12



175085
PAGE 10



175100
PAGE 10



51653
PAGE 11




PLATE 21994—ONE-HALF SIZE


175106
PAGE 11




175120
PAGE 11



175105
PAGE 11



175121
PAGE 11



175153
PAGE 13



175104
PAGE 10



175349
PAGE 10



175348
PAGE 10



175185
PAGE 14



PLATE 21995—FULL SIZE


175110
PAGE 11



175108
PAGE 11



140033
PAGE 12



134
PAGE 11




140032
PAGE 11



140034
PAGE 12




51654
PAGE 12



175132
PAGE 12



175125
PAGE 12



140035
PAGE 12



175123
PAGE 12



175119
PAGE 11



896
PAGE 12



175134
PAGE 12



PLATE 21996—ONE-HALF SIZE

175374
PAGE 11



175043
PAGE 8



204383
PAGE 10




175047
PAGE 9



175052
PAGE 9



175045
PAGE 9




175086
PAGE 10




175048
PAGE 9




175525
PAGE 10



175526
PAGE 10



175483
PAGE 12



175363
PAGE 8





PLATE 21997—FULL SIZE

175130
PAGE 12



175122
PAGE 12



175127
PAGE 12



175114
PAGE 11



175113
PAGE 11



175111
PAGE 11



186
PAGE 12



175112
PAGE 11



175131
PAGE 12



175135
PAGE 12



175124
PAGE 12



51656
PAGE 16



140047
PAGE 16



56865
PAGE 17



201696
PAGE 18



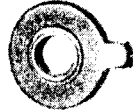
201018
PAGE 18



200383
PAGE 18



225322
PAGE 18




208
PAGE 18




PLATE 21998—ONE-HALF SIZE

175050
PAGE 9




175055
PAGE 9



175093
PAGE 10



175128
PAGE 12



175126
PAGE 12



175041
PAGE 8



175162
PAGE 14



175151
PAGE 13



175148
PAGE 13



175087
PAGE 10



175156
PAGE 13



175150
PAGE 13



175158
PAGE 13



175188
PAGE 15



175186
PAGE 15



175145
PAGE 13

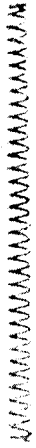


175176
PAGE 14



PLATE 21999—ONE-HALF SIZE

175164
PAGE 14



175163
PAGE 14




175155
PAGE 13




175142
PAGE 13



175140
PAGE 13



175152
PAGE 13



175146
PAGE 13



175157
PAGE 13



175159
PAGE 13




PLATE 22000—FULL SIZE

140037
PAGE 13



140078
PAGE 13



1178
PAGE 13



80581
PAGE 18



140042
PAGE 13



175141
PAGE 13



175149
PAGE 13



42830
PAGE 9



140041
PAGE 13



175154
PAGE 13



175144
PAGE 13



175229
PAGE 13



51655
PAGE 13



200125
PAGE 12



140040
PAGE 13



882
PAGE 13



140027
PAGE 10



204250
PAGE 11



200175
PAGE 11



175092
PAGE 10



PLATE 22001—FULL SIZE

175177
PAGE 14



175172
PAGE 14



175167
PAGE 14



175171
PAGE 14



175183
PAGE 15



13710
PAGE 14



125314
PAGE 14



140043
PAGE 14



140044
PAGE 14



175179
PAGE 14




175173
PAGE 14



175522
PAGE 14



175160
PAGE 13



140045
PAGE 14



PLATE 22002—FULL SIZE

465
PAGE 14



175175
PAGE 14



175184
PAGE 15



1560
PAGE 13



175181
PAGE 14



175161
PAGE 13




1120
PAGE 15




175182
PAGE 14



175187
PAGE 15



175191
PAGE 15



175189
PAGE 15



140046
PAGE 14



175174
PAGE 14



175069
PAGE 11



175185
PAGE 15



175062
PAGE 10



175192
PAGE 15



175180
PAGE 14



175063
PAGE 10



202098
PAGE 10



175190
PAGE 15



175065
PAGE 10



PLATE 22003—ONE-HALF SIZE

26026
PAGE 16



175197
PAGE 16



175198
PAGE 16



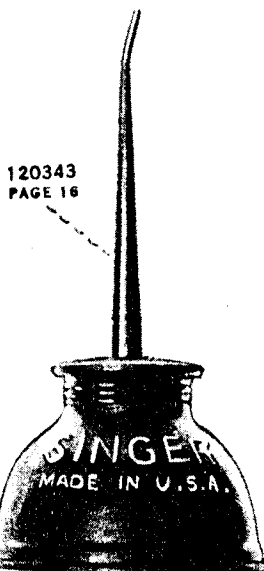
175196
PAGE 16



175195
PAGE 16



120342
PAGE 16



120343
PAGE 16

PLATE 22004—FULL SIZE

175115
PAGE 16



175208
PAGE 16



175217
PAGE 17



175206
PAGE 16



175209
PAGE 16



175207
PAGE 16



140048
PAGE 16



175205
PAGE 16



175203
PAGE 17



145
PAGE 18



175210
PAGE 16



1637
PAGE 16



175424
PAGE 16



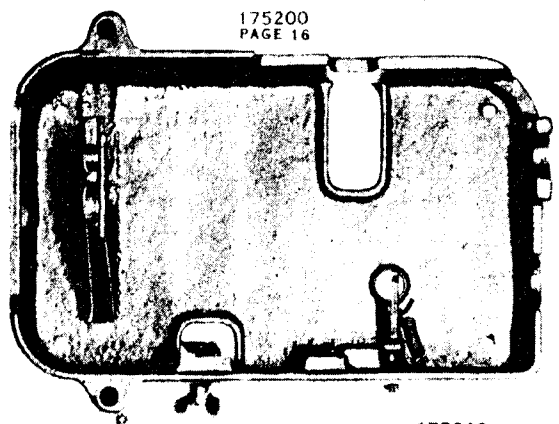
455
PAGE 16



175536
PAGE 16



PLATE 22005—ONE-FOURTH SIZE



175220
PAGE 17

175228
PAGE 18

175225
PAGE 18


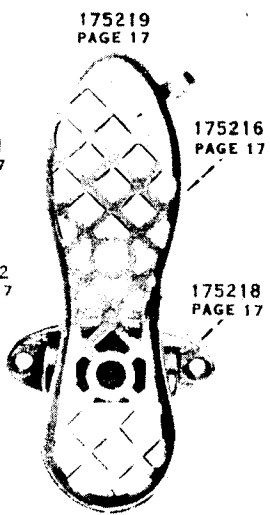

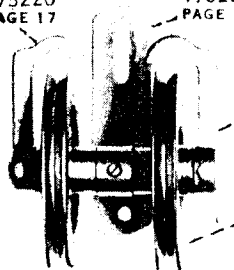


PLATE 22006—ONE-FOURTH SIZE

