

LIST OF PARTS



MACHINES
Nos. 176-31, 176-32
and 176-33

** A TRADE MARK OF
THE SINGER MANUFACTURING COMPANY

INSTRUCTIONS FOR OILING

To ensure easy running and prevent unnecessary wear of the parts which are in movable contact, the machine requires oiling, and when in continuous use, "TYPE D" OIL, sold only by Singer Sewing Machine Company, should be applied at least twice each day to all oil holes marked "OIL," as instructed in Form 20155.

"TYPE D" OIL is stainless.

INDEX

	Page
Accessories	19
Feeding Disc Opening and Starting Parts.....	20
Knee Lever for Opening Feeding Discs.....	21
Machine Base for 176-31 and 176-32 Machines	21
Machine Base for 176-33 Machine.....	22
Machine No. 176-31.....	7
Machine No. 176-32.....	11
Machine No. 176-33.....	15
Numerical List of Parts.....	23
Spool Holder for 176-31 and 176-32 Machines	22
Spool Stand for 176-33 Machine.....	22
Table Belt Hole Guard.....	22

INSTRUCTIONS FOR ORDERING

In ordering from this list, use **ONLY** the part NUMBER in the FIRST column.

The number stamped on a Sewing Machine Part is in every case the number of the single part only.

Every combination of parts sent out as such has its specific number, which, although not stamped on the parts, must be used when ordering the combination.

Each number always indicates the **SAME PART** in whatever list it appears, or for whatever machine.

The letters after some of the numbers indicate the style of finish only, as follows:

- A—Hardened, Polished, Nickel Plated and Buffed
- A.A—Buffed and Chromium Plated
- A.B—Hardened, Polished, Buffed and Chromium Plated
- A.C—Brown Baking Enamel Finish
- A.D—Gray Baking Enamel Finish
- A.E—Hardened, Bright Rumbled and Nickel Plated
- A.F—Hardened, Bright Rumbled, Nickel Plated, Bright Rumbled and Chromium Plated
- A.G—Alumilite, Plain
- A.H—Alumilite, Dyed
- A.J—Polished, Nickel Plated and Chromium Plated
- A.K—Hardened, Polished, Nickel Plated and Chromium Plated
- A.L—Heat Treated for Toughness
 - B—Polished, Nickel Plated and Buffed
 - C—Hardened Only
- C.R—Hardened and Merlized
 - D—Polished Only
 - E—Soft, Not Polished
 - F—Hardened and Polished
- F.J—Hardened, Polished and Nickel Plated
 - G—Bright Rumbled and Nickel Plated
 - H—Blued
 - J—Nickel Plated Only
 - K—Hardened and Nickel Plated
 - L—Brass Plated
 - M—Oxidized
 - N—Japanned, Dull
 - P—Japanned, Bright
- P.P—Wrinkle Finish
 - R—Merlized
 - S—Cadmium Plated
 - T—Copper Plated
- T.A—Hardened, Polished, Copper and Nickel Plated and Buffed
- T.B—Copper and Nickel Plated and Polished
- T.J—Copper and Nickel Plated Only
- T.K—Hardened, Copper and Nickel Plated
- T.L—Copper and Brass Plated
- T.M—Copper Plated and Oxidized

INSTRUCTIONS FOR ORDERING—Continued

- U—Zinc Plated
- V—Silver Plated
- W—Polished and Nickel Plated
- X—Black Oxide, for Iron and Steel
- X.C—Hardened and Black Oxide, for Iron or Steel
- Y—Black Nickel Plated Only
- Z—Chromium Plated
- Z.A—Hardened, Polished, Nickel Plated, Buffed and Chromium Plated
- Z.B—Polished, Nickel Plated, Buffed and Chromium Plated
- Z.C—Hardened and Chromium Plated
- Z.D—Polished and Chromium Plated
- Z.G—Bright Rumbled, Nickel Plated, Bright Rumbled and Chromium Plated
- Z.J—Nickel and Chromium Plated
- Z.T—Copper and Chromium Plated

These letters **MUST BE USED** when they appear in the list; and **AFTER** the number as in the list.

In this series:

1 to 1500, 50001 to 51500 and 140001 to 142000 are Screw Numbers

1501 to 1800 and 51501 to 51800 are Nut Numbers

1801 to 2000 and 51801 to 52000 are Roller Numbers

2001 to 50000 and 52001 to 140000 and 142001 to 190000 are Sewing Machine Parts, 190001 and upward are numbers of Electrical Parts.


The figures in the second column refer only to the plates, illustrating the parts, and are **NOT TO BE USED** in ordering.

Parts marked with an asterisk (*) are furnished only when repairs are made at factory.

SINGER Needles should be used
in **SINGER** Machines
These Needles and their Containers
are marked with the
Company's Trade Mark "SIMANCO.**" 1

Needles in Containers marked
"FOR SINGER MACHINES"
are **NOT SINGER** made needles. 2

LIST OF PARTS COMPLETE
FOR



MACHINE No. 176-31

FOR LIGHT TO MEDIUM-HEAVY FUR WORK. LENGTH OF STITCH 8 TO 36 TO THE INCH. DISCS HAVE 1/8" WIDE TOOTHED FEED SURFACE. NEEDLE BAR STROKE 1". SPEED 2400 R.P.M.

SINGER Needles should be used
in **SINGER** Machines
These Needles and their Containers
are marked with the
Company's Trade Mark "SIMANCO.**" 1

Needles in Containers marked
"FOR SINGER MACHINES"
are NOT **SINGER** made needles. 2

No.	Plate	Name
176007	22659	Feed Connection.....
176243	Feed Connection 176007 with 176244.....
140079C	22659	Feed Connection Hinge Screw.....
176244	22659	Feed Eccentric with two 1036AL.....
1036AL	22659	Feed Eccentric Set Screw (2).....
176411	22662	Feed Lever.....
176412	Feed Lever 176411 with 51663J, 176077 and 176290.....
176011	22662	Feeding Disc (back) with two 889AL (7/64 in. wide feeding surface) for regular work.....
176383	NOTE: No. 176011 is regularly furnished with this Machine. Feeding Disc (back) with two 889AL (.025 in. wide feeding surface) for extra fine Ermine and Mink.....
889AL	22662	Feeding Disc (back) Set Screw (2).....
176012	22662	Feeding Disc (back) Shaft.....
176249	22662	Feeding Disc (back) Shaft Spacing Collar with two 50150AL.....
50150AL	22662	Feeding Disc (back) Shaft Spacing Collar Set Screw (2).....
176014	22662	Feeding Disc (back) Worm Gear with two 889AL.....
889AL	22662	Feeding Disc (back) Worm Gear Set Screw (2).....
176413	22662	Feeding Disc (back) Worm Wheel with two 889AL.....
144262	22662	Feeding Disc (back) Worm Wheel Clutch (brake).....
144263	Feeding Disc (back) Worm Wheel Clutch (brake) 144262 with three 131726.....

No.	Plate	Name
140366C	22662	Feeding Disc (back) Worm Wheel Clutch (brake) Screw (3)
144262	22662	Feeding Disc (back) Worm Wheel Clutch (drive)
144263		Feeding Disc (back) Worm Wheel Clutch (drive) 144262 with three 131726
130X		Feeding Disc (back) Worm Wheel Clutch Bracket Screw (2)
144264	22662	Feeding Disc (back) Worm Wheel Clutch Driving Arm
176447	22662	Feeding Disc (back) Worm Wheel Clutch Driving Arm Retainer
1722C	22662	Feeding Disc (back) Worm Wheel Clutch Driving Arm Retainer Nut
140489C	22662	Feeding Disc (back) Worm Wheel Clutch Driving Arm Retainer Screw
67425	22662	Feeding Disc (back) Worm Wheel Clutch Driving Arm Retainer Screw Nut Lock Washer
1255C	22662	Feeding Disc (back) Worm Wheel Clutch Driving Arm Screw (3)
176415	22662	Feeding Disc (back) Worm Wheel Clutch Driving Lever
140398C	22662	Feeding Disc (back) Worm Wheel Clutch Driving Lever Screw Stud
131717	22662	Feeding Disc (back) Worm Wheel Clutch Roller (6)
68152	22662	Feeding Disc (back) Worm Wheel Clutch Roller Plunger (6)
131718	22662	Feeding Disc (back) Worm Wheel Clutch Roller Plunger Spring (6)
176416	22662	Feeding Disc (back) Worm Wheel Clutch Shaft
144449	22662	Feeding Disc (back) Worm Wheel Clutch Sleeve with two 140409C
140409C	22662	Feeding Disc (back) Worm Wheel Clutch Sleeve Set Screw (2)
131726	22662	Feeding Disc (back) Worm Wheel Clutch Wearing Plate (6)
889AL	22662	Feeding Disc (back) Worm Wheel Set Screw (2)
176436		Feeding Disc (back) Worm Wheel Clutch complete, Nos. 144264, 144449, 176416, two 144263, three 1255C and six each 68152, 131717 and 131718
176028	22664	Feeding Disc (front) 7/64 in. wide feeding surface
176221	22664	Feeding Disc (front) 176028 with 50128F, 176037, 176287 and twelve 176038, for regular work
		NOTE: No. 176221 is regularly furnished with this Machine.
176384		Feeding Disc (front) .025 in. feeding surface
176400		Feeding Disc (front) 176384 with 50128F, 176037, 176401 and twelve 176038, for extra fine Ermine and Mink
176030	22664	Feeding Disc (front) Arm with 1396AL and two 176036
176417	22664	Feeding Disc (front) Arm Bell Crank
176257	22664	Feeding Disc (front) Arm Bell Crank Shaft
1149AL	22664	Feeding Disc (front) Arm Bell Crank Shaft Set Screw
176033	22664	Feeding Disc (front) Arm Pressure Spring
140087E	22664	Feeding Disc (front) Arm Pressure Spring Screw
1714E	22664	Feeding Disc (front) Arm Pressure Spring Screw Nut
176036	22664	Feeding Disc (front) Arm Shaft Pin (2)
176037	22664	Feeding Disc (front) Bearing Screw Stud
1396AL	22664	Feeding Disc (front) Bearing Screw Stud Clamping Screw
176038	22664	Feeding Disc (front) Roller (12)
*176418		Head of Machine with 176261 and two each 130X and 176009
176419	22667	Head of Machine Front Cover
176260	22667	Head of Machine Front Cover Lock Stud (2)
176261	22669	Head of Machine Oil Wick for oiling Looper Driving Shaft Frame (front) Bearing
176338	22667	Head of Machine Top Cover with 58549 and two 176045
58549	22667	Head of Machine Top Cover Oil Tube with 52045
52045	22667	Head of Machine Top Cover Oil Tube Packing
176009	22667	Head of Machine Top Cover Steady Pin (2)
176045	22667	Head of Machine Top Cover Thread Eyelet (2)
176388	22669	Looper

No.	Plate	Name
176368	22669	Looper Clamping Nut
176262	22659	Looper Driving Eccentric
176263	22659	Looper Driving Eccentric Position Pin
898AL	22659	Looper Driving Eccentric Screw
176264	22659	Looper Driving Eccentric Sleeve
176336		Looper Driving Eccentric Sleeve 176264 with 176262
176265	22669	Looper Driving Eccentric Sleeve Position Plate
1329E	22669	Looper Driving Eccentric Sleeve Position Plate Screw (2)
176360	22669	Looper Driving Shaft
176266	22669	Looper Driving Shaft Frame with 176265 and two each 1329E and 176306
176362		Looper Driving Shaft Frame 176266 with 176336, 176360, 176361 and 176368
176363		Looper Driving Shaft Frame 176362 with 176271
176269	22669	Looper Driving Shaft Frame Crank with 42639
176270		Looper Driving Shaft Frame Crank 176269 with 602J and 176274
176271		Looper Driving Shaft Frame Crank 176270 with 38635, 51669J and 176273
176273	22669	Looper Driving Shaft Frame Crank Hinge Bracket Holder complete, Nos. 127848 and 140227J
140227J	22669	Looper Driving Shaft Frame Crank Hinge Bracket Holder Screw
127848	22669	Looper Driving Shaft Frame Crank Hinge Bracket Oil Cup
140227J	22669	Looper Driving Shaft Frame Crank Hinge Bracket Screw (2)
51669J	22669	Looper Driving Shaft Frame Crank Nut
38635	22669	Looper Driving Shaft Frame Crank Nut Washer
176274	22669	Looper Driving Shaft Frame Crank Wearing Sleeve (.3125 in. diam.)
176275		Looper Driving Shaft Frame Crank Wearing Sleeve (.313 in. diam.)
176276		Looper Driving Shaft Frame Crank Wearing Sleeve (.3135 in. diam.)
176277		Looper Driving Shaft Frame Crank Wearing Sleeve (.314 in. diam.)
176278		Looper Driving Shaft Frame Crank Wearing Sleeve (.3145 in. diam.)
176279		Looper Driving Shaft Frame Crank Wearing Sleeve (.315 in. diam.)
602J	22669	NOTE: Nos. 176275 to 176279 are to be furnished for repairs only. Looper Driving Shaft Frame Crank Wearing Sleeve Cap Screw
42639	22669	Looper Driving Shaft Frame Crank Wearing Sleeve Position Pin
176057	22669	Looper Driving Shaft Frame Hinge Screw Stud
51669J	22669	Looper Driving Shaft Frame Hinge Screw Stud Nut
176306	22669	Looper Driving Shaft Frame Oil Wick for Oiling Looper Driving Eccentric (2)
176280	22659	Looper Oscillating Cam with 176263 and two 140183AL
176282		Looper Oscillating Cam 176280 with 176005 and two 160E
140183AL	22659	Looper Oscillating Cam Set Screw (2)
176361	22669	Looper Oscillating Crank with 176E and two 50379C
176062	22669	Looper Oscillating Crank Ball
176234		Looper Oscillating Crank Ball 176062 with 176340
176340	22669	Looper Oscillating Crank Ball Stud
175E	22669	Looper Oscillating Crank Ball Stud Clamping Screw
50379C	22669	Looper Oscillating Crank Set Screw (2)
176356	22659	Machine Driving Pulley "V" belt groove (outside diam. of belt groove 2.9 in.) with 435AL
435AL	22659	Machine Driving Pulley Set Screw
176238	22659	Machine Driving Pulley Shaft
176239	22659	Machine Driving Pulley Shaft Bushing (left)
176240	22659	Machine Driving Pulley Shaft Bushing (left) Oil Pad (felt)

No.	Plate	Name
140225C	22659	Machine Driving Pulley Shaft Bushing (left) Set Screw
176241	22659	Machine Driving Pulley Shaft Bushing (right)
176242	22659	Machine Driving Pulley Shaft Bushing (right) Oil Pad (felt)
140225C	22659	Machine Driving Pulley Shaft Bushing (right) Set Screw
176005	22659	Machine Driving Pulley Shaft Counterbalance
160E	22659	Machine Driving Pulley Shaft Counterbalance Screw (2)
176006	22659	Machine Driving Pulley Washer (felt)
176050	22669	Needle Bar (hollow)
176065		Needle Bar 176050 with 176075
176066		Needle Bar complete, Nos. 140082F, 140083F, 140084F, 176065, 176070, 176071, 176073 and 176074
176067	22669	Needle Bar Bushing with 176101
51662C	22669	Needle Bar Bushing Lock Nut
176101	22669	Needle Bar Bushing Steady Pin
176284	22669	Needle Bar Connection with two 171AL
171AL	22669	Needle Bar Connection Clamping Screw (2)
176285	22669	Needle Bar Connection Guide Rod
624AL	22669	Needle Bar Connection Guide Rod Set Screw
176286	22659	Needle Bar Eccentric with two 1036AL
1036AL	22659	Needle Bar Eccentric Set Screw (2)
176070	22669	Needle Bar Thread Guide
140082F	22669	Needle Bar Thread Guide Screw
140083F	22669	Needle Bar Thread Nipper Screw
176071	22669	Needle Bar Thread Nipper Screw Bushing
176072	22669	Needle Bar Thread Nipper Slide Rod
50421AL	22669	Needle Bar Thread Nipper Slide Rod Set Screw
176073	22669	Needle Bar Thread Nipper Spring
176074	22669	Needle Clamp
140084F	22669	Needle Clamp Screw
176075	22669	Needle Clamp Steady Pin
176287	22664	Needle Guide for regular work
176401		Needle Guide for Ermine and Mink
50128F	22664	Needle Guide Screw
176077	22662	Stitch Indicator
176435	22662	Stitch Regulating Screw Stud
176290		Stitch Regulating Screw Stud 176435 with 1650C, 176082 and 176291
1650C	22662	Stitch Regulating Screw Stud Nut
176291	22662	Stitch Regulating Screw Stud Slide Block
51663J	22662	Stitch Regulating Screw Stud Thumb Nut
176082	22662	Stitch Regulating Screw Stud Washer
2102	22667	Tension Disc (2)
1560C	22667	Tension Regulating Thumb Nut
633C	22667	Tension Screw Stud
58592		Tension Screw Stud 633C with 1560C
176084	22667	Tension Spring
176085	22667	Tension complete, Nos. 58592, 176084 and two 2102
176086		Work Guide
440AL		Work Guide Set Screw

LIST OF PARTS COMPLETE

FOR

MACHINE No. 176-32

FOR MEDIUM-HEAVY FUR WORK. ALSO USED FOR CLOSING AND SLEEVE OPERATIONS. LENGTH OF STITCH 8 TO 36 TO THE INCH. DISCS HAVE 1/8" WIDE TOOTHED FEED SURFACE. NEEDLE BAR STROKE 1 1/8". SPEED 2000 R.P.M.

No.	Plate	Name
176007	22660	Feed Connection
176243		Feed Connection 176007 with 176244
140079C	22660	Feed Connection Hinge Screw
176244	22660	Feed Eccentric with two 1036AL
1036AL	22660	Feed Eccentric Set Screw (2)
176411	22662	Feed Lever
176412		Feed Lever 176411 with 51663J, 176077 and 176290
176011	22662	Feeding Disc (back) with two 889AL (7/64 in. wide feeding surface) for regular work
889AL	22662	Feeding Disc (back) Set Screw (2)
176012	22662	Feeding Disc (back) Shaft
176249	22662	Feeding Disc (back) Shaft Spacing Collar with two 50150AL
50150AL	22662	Feeding Disc (back) Shaft Spacing Collar Set Screw (2)
176014	22662	Feeding Disc (back) Worm Gear with two 889AL
889AL	22662	Feeding Disc (back) Worm Gear Set Screw (2)
176413	22662	Feeding Disc (back) Worm Wheel with two 889AL
144262	22662	Feeding Disc (back) Worm Wheel Clutch (brake)
144263		Feeding Disc (back) Worm Wheel Clutch (brake) 144262 with three 131726
140366C	22662	Feeding Disc (back) Worm Wheel Clutch (brake) Screw (3)
144262	22662	Feeding Disc (back) Worm Wheel Clutch (drive)
144263		Feeding Disc (back) Worm Wheel Clutch (drive) 144262 with three 131726
130X		Feeding Disc (back) Worm Wheel Clutch Bracket Screw
144264	22662	Feeding Disc (back) Worm Wheel Clutch Driving Arm
176447	22662	Feeding Disc (back) Worm Wheel Clutch Driving Arm Retainer
1722C	22662	Feeding Disc (back) Worm Wheel Clutch Driving Arm Retainer Nut
140489C	22662	Feeding Disc (back) Worm Wheel Clutch Driving Arm Retainer Screw
67425	22662	Feeding Disc (back) Worm Wheel Clutch Driving Arm Retainer Screw Nut Lock Washer
1255C	22662	Feeding Disc (back) Worm Wheel Clutch Driving Arm Screw (3)
176415	22662	Feeding Disc (back) Worm Wheel Clutch Driving Lever
140398C	22662	Feeding Disc (back) Worm Wheel Clutch Driving Lever Screw Stud
131717	22662	Feeding Disc (back) Worm Wheel Clutch Roller (6)
68152	22662	Feeding Disc (back) Worm Wheel Clutch Roller Plunger (6)
131718	22662	Feeding Disc (back) Worm Wheel Clutch Roller Plunger Spring (6)
176416	22662	Feeding Disc (back) Worm Wheel Clutch Shaft
144449	22662	Feeding Disc (back) Worm Wheel Clutch Sleeve with two 140409C

No.	Plate	Name
140409C	22662	Feeding Disc (back) Worm Wheel Clutch Sleeve Set Screw (2)
131726	22662	Feeding Disc (back) Worm Wheel Clutch Wearing Plate (6)
889AL	22662	Feeding Disc (back) Worm Wheel Set Screw (2)
176436		Feeding Disc (back) Worm Wheel Clutch complete, Nos. 144264, 144449, 176416, two 144263, three 1255C and six each 68152, 131717 and 131718
176028	22665	Feeding Disc (front) 7/64 in. wide feeding surface
176223	22665	Feeding Disc (front) 176028 with 50128F, 176037, 176304 and twelve 176038, for regular work
176030	22665	Feeding Disc (front) Arm with 1396AL and two 176036
176417	22665	Feeding Disc (front) Arm Bell Crank
176257	22665	Feeding Disc (front) Arm Bell Crank Shaft
1149AL	22665	Feeding Disc (front) Arm Bell Crank Shaft Set Screw
176033	22665	Feeding Disc (front) Arm Pressure Spring
140087E	22665	Feeding Disc (front) Arm Pressure Spring Screw
1714E	22665	Feeding Disc (front) Arm Pressure Spring Screw Nut
176036	22665	Feeding Disc (front) Arm Shaft Pin (2)
176037	22665	Feeding Disc (front) Bearing Screw Stud
1396AL	22665	Feeding Disc (front) Bearing Screw Stud Clamping Screw
176038	22665	Feeding Disc (front) Roller (12)
*176420		Head of Machine with 176261 and two each 130X and 176009
176419	22667	Head of Machine Front Cover
176260	22667	Head of Machine Front Cover Lock Stud (2)
176261	22670	Head of Machine Oil Wick for oiling Looper Driving Shaft Frame (front) Bearing
176338	22667	Head of Machine Top Cover with 58549 and two 176045
58549	22667	Head of Machine Top Cover Oil Tube with 52045
52045	22667	Head of Machine Top Cover Oil Tube Packing
176009	22667	Head of Machine Top Cover Steady Pin (2)
176045	22667	Head of Machine Top Cover Thread Eyelet (2)
176209	22670	Looper
176368	22670	Looper Clamping Nut
176262	22660	Looper Driving Eccentric
176263	22660	Looper Driving Eccentric Position Pin
898AL	22660	Looper Driving Eccentric Screw
176264	22660	Looper Driving Eccentric Sleeve
176336		Looper Driving Eccentric Sleeve 176264 with 176262
176265	22670	Looper Driving Eccentric Sleeve Position Plate
1329E	22670	Looper Driving Eccentric Sleeve Position Plate Screw (2)
176360	22670	Looper Driving Shaft
176295	22670	Looper Driving Shaft Frame with 176265 and two each 1329E and 176306
176364		Looper Driving Shaft Frame 176295 with 176336, 176360, 176361 and 176368
176365		Looper Driving Shaft Frame 176364 with 176271 and 176298
176269	22670	Looper Driving Shaft Frame Crank (back) with 42639
176270		Looper Driving Shaft Frame Crank (back) 176269 with 602J and 176274
176298		Looper Driving Shaft Frame Crank (back) 176270 with 38635, 51669J and 176299
176299	22670	Looper Driving Shaft Frame Crank (back) Hinge Bracket Holder complete, Nos. 127848 and 140227J
140227J	22670	Looper Driving Shaft Frame Crank (back) Hinge Bracket Holder Screw
127848	22670	Looper Driving Shaft Frame Crank (back) Hinge Bracket Oil Cup
140227J	22670	Looper Driving Shaft Frame Crank (back) Hinge Bracket Screw (2)
176269	22670	Looper Driving Shaft Frame Crank (front) with 42639
176270		Looper Driving Shaft Frame Crank (front) 176269 with 602J and 176274

No.	Plate	Name
176271		Looper Driving Shaft Frame Crank (front) 176270 with 38635, 51669J and 176273
176273	22670	Looper Driving Shaft Frame Crank (front) Hinge Bracket Holder complete, Nos. 127848 and 140227J
140227J	22670	Looper Driving Shaft Frame Crank (front) Hinge Bracket Holder Screw
127848	22670	Looper Driving Shaft Frame Crank (front) Hinge Bracket Oil Cup
140227J	22670	Looper Driving Shaft Frame Crank (front) Hinge Bracket Screw (2)
51669J	22670	Looper Driving Shaft Frame Crank Nut (2)
38635	22670	Looper Driving Shaft Frame Crank Nut Washer (2)
176274	22670	Looper Driving Shaft Frame Crank Wearing Sleeve (.3125 in. diam.) (2)
176275		Looper Driving Shaft Frame Crank Wearing Sleeve (.313 in. diam.)
176276		Looper Driving Shaft Frame Crank Wearing Sleeve (.3135 in. diam.)
176277		Looper Driving Shaft Frame Crank Wearing Sleeve (.314 in. diam.)
176278		Looper Driving Shaft Frame Crank Wearing Sleeve (.3145 in. diam.)
176279		Looper Driving Shaft Frame Crank Wearing Sleeve (.315 in. diam.)
602J	22670	NOTE: Nos. 176275 to 176279 are to be furnished for repairs only. Looper Driving Shaft Frame Crank Wearing Sleeve Cap Screw (2)
42639	22670	Looper Driving Shaft Frame Crank Wearing Sleeve Position Pin (2)
176306	22670	Looper Driving Shaft Frame Oil Wick for Oiling Looper Driving Eccentric (2)
176300	22660	Looper Oscillating Cam with 176263 and two 140183AL
176302		Looper Oscillating Cam 176300 with 176005 and two 160E
140183AL	22660	Looper Oscillating Cam Set Screw (2)
176361	22670	Looper Oscillating Crank with 175E and two 50379C
176062	22670	Looper Oscillating Crank Ball
176234		Looper Oscillating Crank Ball 176062 with 176340
176340	22670	Looper Oscillating Crank Ball Stud
175E	22670	Looper Oscillating Crank Ball Stud Clamping Screw
50379C	22670	Looper Oscillating Crank Set Screw (2)
176356	22660	Machine Driving Pulley, "V" belt groove (outside diam. of belt groove 2.9 in.) with 435AL
435AL	22660	Machine Driving Pulley Set Screw
176238	22660	Machine Driving Pulley Shaft
176239	22660	Machine Driving Pulley Shaft Bushing (left)
176240	22660	Machine Driving Pulley Shaft Bushing (left) Oil Pad (felt)
140225C	22660	Machine Driving Pulley Shaft Bushing (left) Set Screw
176241	22660	Machine Driving Pulley Shaft Bushing (right)
176242	22660	Machine Driving Pulley Shaft Bushing (right) Oil Pad (felt)
140225C	22660	Machine Driving Pulley Shaft Bushing (right) Set Screw
176005	22660	Machine Driving Pulley Shaft Counterbalance
160E	22660	Machine Driving Pulley Shaft Counterbalance Screw (2)
176006	22660	Machine Driving Pulley Washer (felt)
176050	22670	Needle Bar (hollow)
176216		Needle Bar 176050 with 176075
176217		Needle Bar complete, Nos. 140082F, 140083F, 140084F, 176070, 176071, 176073, 176074 and 176216
176067	22670	Needle Bar Bushing with 176101
51662C	22670	Needle Bar Bushing Lock Nut
176101	22670	Needle Bar Bushing Steady Pin
176284	22670	Needle Bar Connection with two 171AL
171AL	22670	Needle Bar Connection Clamping Screw (2)
176285	22670	Needle Bar Connection Guide Rod
624AL	22670	Needle Bar Connection Guide Rod Set Screw

No.	Plate	Name
176303	22660	Needle Bar Eccentric with two 1036AL.....
1036AL	22660	Needle Bar Eccentric Set Screw (2).....
176070	22670	Needle Bar Thread Guide.....
140082F	22670	Needle Bar Thread Guide Screw.....
140083F	22670	Needle Bar Thread Nipper Screw.....
176071	22670	Needle Bar Thread Nipper Screw Bushing.....
176213	22670	Needle Bar Thread Nipper Slide Rod.....
50421AL	22670	Needle Bar Thread Nipper Slide Rod Set Screw.....
176073	22670	Needle Bar Thread Nipper Spring.....
176074	22670	Needle Clamp.....
140084F	22670	Needle Clamp Screw.....
176075	22670	Needle Clamp Steady Pin.....
176304	22665	Needle Guide for regular work.....
50128F	22665	Needle Guide Screw.....
176077	22662	Stitch Indicator.....
176435	22662	Stitch Regulating Screw Stud.....
176290	Stitch Regulating Screw Stud 176435 with 1650C, 176082 and 176291.....
1650C	22662	Stitch Regulating Screw Stud Nut.....
176291	22662	Stitch Regulating Screw Stud Slide Block.....
51663J	22662	Stitch Regulating Screw Stud Thumb Nut.....
176082	22662	Stitch Regulating Screw Stud Washer.....
2102	22667	Tension Disc (2).....
1560C	22667	Tension Regulating Thumb Nut.....
633C	22667	Tension Screw Stud.....
58592	Tension Screw Stud 633C with 1560C.....
176084	22667	Tension Spring.....
176085	22667	Tension complete, Nos. 58592, 176084 and two 2102.....
176086	Work Guide.....
440AL	Work Guide Set Screw.....

SINGER Needles should be used
in **SINGER** Machines
These Needles and their Containers
are marked with the
Company's Trade Mark "SIMANCO."^{**} 1

Needles in Containers marked
"FOR SINGER MACHINES"
are NOT **SINGER** made needles. 2

LIST OF PARTS COMPLETE FOR MACHINE No. 176-33

FOR HEAVY FUR WORK. LENGTH OF STITCH 4 TO 10
TO THE INCH. DISCS HAVE 5/32" WIDE TOOTHED FEED
SURFACE. NEEDLE BAR STROKE 1 3/8". SPEED 1500
R.P.M.

No.	Plate	Name
176108	22661	Feed Connection.....
176322	Feed Connection 176108 with 176109.....
140086C	22661	Feed Connection Hinge Screw.....
176109	22661	Feed Eccentric with 889AL.....
176110	22661	Feed Eccentric Pin.....
889AL	22661	Feed Eccentric Set Screw.....
176423	22663	Feed Lever.....
176424	Feed Lever 176423 with 1684C, 51666J, 176176, 176181, 176182 and 176344.....
176112	22663	Feeding Disc (back) with two 445C.....
445C	22663	Feeding Disc (back) Set Screw (2).....
176113	22663	Feeding Disc (back) Shaft.....
176114	22663	Feeding Disc (back) Shaft Reinforcing Sleeve with two 445C.....
445C	22663	Feeding Disc (back) Shaft Reinforcing Sleeve Set Screw (2).....
176150	22663	Feeding Disc (back) Worm Gear with two 445C.....
445C	22663	Feeding Disc (back) Worm Gear Set Screw (2).....
176448	22663	Feeding Disc (back) Worm Wheel with two 889AL.....
144262	22663	Feeding Disc (back) Worm Wheel Clutch (brake).....
144263	Feeding Disc (back) Worm Wheel Clutch (brake) 144262 with three 131726.....
144262	22663	Feeding Disc (back) Worm Wheel Clutch (drive).....
144263	Feeding Disc (back) Worm Wheel Clutch (drive) 144262 with three 131726.....
144264	22663	Feeding Disc (back) Worm Wheel Clutch Driving Arm (left).....
176426	22663	Feeding Disc (back) Worm Wheel Clutch Driving Arm (right).....
176447	22663	Feeding Disc (back) Worm Wheel Clutch Driving Arm Retainer.....
1722C	22663	Feeding Disc (back) Worm Wheel Clutch Driving Arm Retainer Nut.....
140489C	22663	Feeding Disc (back) Worm Wheel Clutch Driving Arm Retainer Screw.....
67425	22663	Feeding Disc (back) Worm Wheel Clutch Driving Arm Retainer Screw Nut Lock Washer.....
1255C	22663	Feeding Disc (back) Worm Wheel Clutch Driving Arm Screw (6).....
131717	22663	Feeding Disc (back) Worm Wheel Clutch Roller (6).....
68152	22663	Feeding Disc (back) Worm Wheel Clutch Roller Plunger (6).....
131718	22663	Feeding Disc (back) Worm Wheel Clutch Roller Plunger Spring (6).....
140408XC	22663	Feeding Disc (back) Worm Wheel Clutch Screw (left).....
1722E	22663	Feeding Disc (back) Worm Wheel Clutch Screw (left) Nut.....
176428	22663	Feeding Disc (back) Worm Wheel Clutch Shaft.....
54369	22663	Feeding Disc (back) Worm Wheel Clutch Shaft Collar with two 465C.....
465C	22663	Feeding Disc (back) Worm Wheel Clutch Shaft Collar Set Screw (2).....

No.	Plate	Name
176429	22663	Feeding Disc (back) Worm Wheel Clutch Shaft Lever
140399C	22663	Feeding Disc (back) Worm Wheel Clutch Shaft Lever Connecting Screw Stud
144449	22663	Feeding Disc (back) Worm Wheel Clutch Sleeve with two 140409C
140409C	22663	Feeding Disc (back) Worm Wheel Clutch Sleeve Set Screw (2)
131726	22663	Feeding Disc (back) Worm Wheel Clutch Wearing Plate (6)
176430		Feeding Disc (back) Worm Wheel Clutch complete, Nos. 144264, 144449, 176426, 176428, two 144263 and six each 1255C, 68152, 131717 and 131718
889AL	22663	Feeding Disc (back) Worm Wheel Set Screw (2)
176126	22666	Feeding Disc (front)
176224	22666	Feeding Disc (front) 176126 with 51285F, 176175, 176186 and fourteen 176134
176128	22666	Feeding Disc (front) Arm with 1396AL and two 176009
176129	22666	Feeding Disc (front) Arm Bell Crank
176130	22666	Feeding Disc (front) Arm Bell Crank Shaft
50422C	22666	Feeding Disc (front) Arm Bell Crank Shaft Set Screw
176434	22666	Feeding Disc (front) Arm Pressure Spring
140400E	22666	Feeding Disc (front) Arm Pressure Spring Screw
1714E	22666	Feeding Disc (front) Arm Pressure Spring Screw Nut
176009	22666	Feeding Disc (front) Arm Shaft Pin (2)
176186	22666	Feeding Disc (front) Bearing Screw Stud
1396AL	22666	Feeding Disc (front) Bearing Screw Stud Clamping Screw
176134	22666	Feeding Disc (front) Roller (14)
*176431		Head of Machine with two 176009
176314	22668	Head of Machine Front Cover
140088R	22668	Head of Machine Front Cover Screw (2)
176339	22668	Head of Machine Top Cover with three 176045
176009	22668	Head of Machine Top Cover Steady Pin (2)
176045	22668	Head of Machine Top Cover Thread Eyelet (3)
176140	22671	Looper
176141	22671	Looper Clamping Nut
176142	22661	Looper Driving Eccentric with 889AL
176333		Looper Driving Eccentric 176142 with 176334
889AL	22661	Looper Driving Eccentric Set Screw
176336	22671	Looper Driving Shaft
176145	22671	Looper Driving Shaft Frame
176351		Looper Driving Shaft Frame 176145 with 176141, 176353, 176355, 176366 and 176367
176325	22671	Looper Driving Shaft Frame Crank (back) with 42639
176326		Looper Driving Shaft Frame Crank (back) 176325 with 810J and 176327
176352	22671	Looper Driving Shaft Frame Crank (back) Hinge Bracket Holder with 140227J
176353		Looper Driving Shaft Frame Crank (back) Hinge Bracket Holder 176352 with 51672C and 176326
140227J	22671	Looper Driving Shaft Frame Crank (back) Hinge Bracket Holder Screw
140227J	22671	Looper Driving Shaft Frame Crank (back) Hinge Bracket Screw (2)
176325	22671	Looper Driving Shaft Frame Crank (front) with 42639
176326		Looper Driving Shaft Frame Crank (front) 176325 with 810J and 176327
176354	22671	Looper Driving Shaft Frame Crank (front) Hinge Bracket Holder with 140227J
176355		Looper Driving Shaft Frame Crank (front) Hinge Bracket Holder 176354 with 51672C and 176326
140227J	22671	Looper Driving Shaft Frame Crank (front) Hinge Bracket Holder Screw
140227J	22671	Looper Driving Shaft Frame Crank (front) Hinge Bracket Screw (2)

No.	Plate	Name
51672C	22671	Looper Driving Shaft Frame Crank Nut (2)
176327	22671	Looper Driving Shaft Frame Crank Wearing Sleeve (.375 in. diam.) (2)
176328		Looper Driving Shaft Frame Crank Wearing Sleeve (.3755 in. diam.)
176329		Looper Driving Shaft Frame Crank Wearing Sleeve (.376 in. diam.)
176330		Looper Driving Shaft Frame Crank Wearing Sleeve (.3765 in. diam.)
176331		Looper Driving Shaft Frame Crank Wearing Sleeve (.377 in. diam.)
176332		Looper Driving Shaft Frame Crank Wearing Sleeve (.3775 in. diam.)
810J	22671	NOTE: Nos. 176328 to 176332 are to be furnished for repairs only. Looper Driving Shaft Frame Crank Wearing Sleeve Cap Screw (2)
42639	22671	Looper Driving Shaft Frame Crank Wearing Sleeve Position Pin (2)
176155	22661	Looper Oscillating Cam with 889AL
176334		Looper Oscillating Cam 176155 with 145E, 159E, 176105 and 176106
176156	22661	Looper Oscillating Cam Pin
889AL	22661	Looper Oscillating Cam Set Screw
176367	22671	Looper Oscillating Crank with 164E and two 1143AL
176158	22671	Looper Oscillating Crank Ball
176159	22671	Looper Oscillating Crank Ball Stud
164E	22671	Looper Oscillating Crank Ball Stud Clamping Screw
1143AL	22671	Looper Oscillating Crank Set Screw (2)
176357	22661	Machine Driving Pulley "V" belt groove (outside diam. of belt groove 4.4 in.) with 445C
445C	22661	Machine Driving Pulley Set Screw
176102	22661	Machine Driving Pulley Shaft
176103	22661	Machine Driving Pulley Shaft Bushing (left)
998C	22661	Machine Driving Pulley Shaft Bushing (left) Set Screw
176104	22661	Machine Driving Pulley Shaft Bushing (right)
998C	22661	Machine Driving Pulley Shaft Bushing (right) Set Screw
176105	22661	Machine Driving Pulley Shaft Counterbalance (large)
176106	22661	Machine Driving Pulley Shaft Counterbalance (small)
145E	22661	Machine Driving Pulley Shaft Counterbalance Screw (long)
159E	22661	Machine Driving Pulley Shaft Counterbalance Screw (short)
176107	22661	Machine Driving Pulley Washer (felt)
176081	22671	Needle Bar
176161		Needle Bar 176081 with Needle Clamp Body
176162		Needle Bar complete, Nos. 140082F, 140089F, 140090F, 176161, 176168, 176169, 176171, 176172 and 176174
176163	22671	Needle Bar Bushing with 176164
51665C	22671	Needle Bar Bushing Lock Nut
176164	22671	Needle Bar Bushing Steady Pin
176380	22671	Needle Bar Connection with two 51320AL
176381		Needle Bar Connection 176380 with 176166
51320AL	22671	Needle Bar Connection Clamping Screw (2)
176382	22671	Needle Bar Connection Guide Rod
446AL	22671	Needle Bar Connection Guide Rod Set Screw
176166	22661	Needle Bar Eccentric with 889AL
176110	22661	Needle Bar Eccentric Pin
889AL	22661	Needle Bar Eccentric Set Screw
176168	22671	Needle Bar Thread Guide
140082F	22671	Needle Bar Thread Guide Screw
140089F	22671	Needle Bar Thread Nipper Screw
176169	22671	Needle Bar Thread Nipper Screw Bushing
176170	22671	Needle Bar Thread Nipper Slide Rod
440AL	22671	Needle Bar Thread Nipper Slide Rod Set Screw

No.	Plate	Name
176171	22671	Needle Bar Thread Nipper Spring.....
176172	22671	Needle Clamp.....
140090F	22671	Needle Clamp Screw.....
176174	22671	Needle Clamp Steady Pin.....
176175	22666	Needle Guide.....
51285F	22666	Needle Guide Screw.....
176176	22663	Stitch Indicator.....
176344	22663	Stitch Regulating Screw Stud.....
1684C	22663	Stitch Regulating Screw Stud Nut.....
176181	22663	Stitch Regulating Screw Stud Nut Washer.....
176182	22663	Stitch Regulating Screw Stud Slide Block.....
51666J	22663	Stitch Regulating Screw Stud Thumb Nut.....
2102	22668	Tension Disc (2).....
1560C	22668	Tension Regulating Thumb Nut.....
633C	22668	Tension Screw Stud.....
58592	Tension Screw Stud 633C with 1560C.....
176084	22668	Tension Spring.....
176085	22668	Tension complete, Nos. 58592, 176084 and two 2102.....
176345	22671	Work Guide.....
176347	22671	Work Guide 176345 with 162J and 176349.....
889AL	22671	Work Guide Adjusting Screw.....
176349	22671	Work Guide Bracket with 889AL.....
840J	22671	Work Guide Bracket Screw.....
162J	22671	Work Guide Screw.....

SINGER Needles should be used
in **SINGER** Machines
These Needles and their Containers
are marked with the
Company's Trade Mark "SIMANCO."^{**1}

Needles in Containers marked
"FOR SINGER MACHINES"
are NOT **SINGER** made needles. ²

Set of Parts complete No. 176446

for Two-Thread Seaming

for 176-31 and 176-32 Machines

No.	Plate	Name
176439	25466	Head of Machine Top Cover.....
176440	25466	Head of Machine Top Cover 176439 with 58549 and four 176045.....
58549	25466	Head of Machine Top Cover Oil Tube with 52045.....
52045	25466	Head of Machine Top Cover Oil Tube Packing.....
176045	25466	Head of Machine Top Cover Thread Eyelet (4).....
176441	25466	Looper.....
176442	25466	Tension Bracket.....
176443	25466	Tension Bracket 176442 with 1637J and 176085.....
2102	25466	Tension Disc (2).....
1560C	25466	Tension Regulating Thumb Nut.....
633C	25466	Tension Screw Stud.....
58592	Tension Screw Stud 633C with 1560C.....
1637J	25466	Tension Screw Stud Nut.....
176084	25466	Tension Spring.....
176085	Tension complete, Nos. 58592, 176084 and two 2102.....
176444	25466	Thread Take-up Arm and Thread Guide.....
50128R	25466	Thread Take-up Arm and Thread Guide Screw.....
95651	25466	Thread Take-up Post with 95367.....
1700J	25466	Thread Take-up Post Nut.....
95365	25466	Thread Take-up Spring.....
95366	25466	Thread Take-up Spring Collar.....
95367	25466	Thread Take-up Spring Collar Stop Pin.....
95652	Thread Take-up Nos. 95365, 95366 and 95651.....
176445	25466	Thread Take-up complete, Nos. 1700J, 95652 and 176444.....
176446	25466	Set of Parts complete, Nos. 50128R, 176440, 176441, 176443 and 176445.....

ACCESSORIES

No.	Plate	Name
176203	Belt, 1/4 in. round, 36 in. long with 176088, for 176-31 and 176-32 Machines.....
176087	Belt, 5/16 in. round, 36 in. long with 25029, for 176-33 Machine.....
176088	Belt Hook for 176203.....
25029	Belt Hook for 176087.....
120342	22672	Oiler (copper plated) with 120343.....
120343	22672	Oiler Spout, 3 1/2 in. long.....
26026	22672	Screw Driver.....
176089	22672	Tweezers.....
176369	22672	Wrench for 176368, for 176-31 and 176-32 Machines.....
176202	22673	Wrench for 176141, for 176-33 Machine.....

FEEDING DISC OPENING AND STARTING PARTS

175216	22674	Feeding Disc Opening Treadle.....
175217	22674	Feeding Disc Opening Treadle Hinge Pin.....
175218	22674	Feeding Disc Opening Treadle Stand.....
175219	22674	Feeding Disc Opening Treadle complete, Nos. 175216, 175217, 175218 and two wood screws 1 in. No. 14 F.H.....
46848	22674	Feeding Disc Opening Treadle Pitman Rod (lower).....
46848	22674	Feeding Disc Opening Treadle Pitman Rod (upper).....
46849	22674	Feeding Disc Opening Treadle Pitman Rod (upper) Connecting Lever for 46851.....
152059	22675	Feeding Disc Opening Treadle Pitman Rod (upper) Connecting Lever for 152011.....
46850	22674	Feeding Disc Opening Treadle Pitman Rod (upper) Connecting Lever Bracket.....
24665	22674	Feeding Disc Opening Treadle Pitman Rod (upper) Connecting Lever Hinge Pin.....
46851	22674	Feeding Disc Opening Treadle Pitman Rod (upper) Connecting Lever complete for 176-31 and 176-32 Machines, Nos. 24665, 46849, 46850 and two wood screws 3/4 in. No. 10 R.H.M.F.....
152011	22675	Feeding Disc Opening Treadle Pitman Rod (upper) Connecting Lever complete, for 176-33 Machine, Nos. 24665, 46850, 152059 and two wood screws 3/4 in. No. No. 10 R.H.M.F.....
176318	22674	Feeding Disc Opening Treadle Pitman Rod (upper) Connecting Lever Chain (seven links) with two 39576, for 176-31 and 176-32 Machines.....
176185	22675	Feeding Disc Opening Treadle Pitman Rod (upper) Connecting Lever Chain (8 links) for 176-33 Machine.....
39576	22674	Feeding Disc Opening Treadle Pitman Rod (upper) Connecting Lever Chain Hook for 176318 (2).....
80223	22674	Feeding Disc Opening Treadle Pitman Rod Clamp with 361C.....
361C	22674	Feeding Disc Opening Treadle Pitman Rod Clamp Set Screw.....
123183	22674	Feeding Disc Opening Treadle Pitman Rod Cotter Pin (2).....
176091	22674	Feeding Disc Opening Treadle Pitman Rod complete, Nos. 80223 and two each 46848 and 123183.....
175216	22674	Starting Treadle.....
175217	22674	Starting Treadle Hinge Pin.....
175218	22674	Starting Treadle Stand.....
175219	22674	Starting Treadle complete, Nos. 175216, 175217, 175218 and two wood screws 1 in. No. 14 F.H.....
46848	22674	Starting Treadle Pitman Rod (lower).....
46848	22674	Starting Treadle Pitman Rod (upper).....
80223	22674	Starting Treadle Pitman Rod Clamp with 361C.....
361C	22674	Starting Treadle Pitman Rod Clamp Set Screw.....
123183	22674	Starting Treadle Pitman Rod Cotter Pin (2).....
176091	22674	Starting Treadle Pitman Rod complete, Nos. 80223 and two each 46848 and 123183.....

KNEE LEVER COMPLETE FOR OPENING FEEDING DISCS

176393	25461	Knee Lever Rock Shaft.....
176394	25461	Knee Lever Rock Shaft Chain with 39576.....
62164	25461	Knee Lever Rock Shaft Chain Guide Pulley.....
128815	25461	Knee Lever Rock Shaft Chain Guide Pulley Bracket with two wood screws 1 in. No. 12 F.H.....
1064R	25461	Knee Lever Rock Shaft Chain Guide Pulley Hinge Screw.....
150036	25461	Knee Lever Rock Shaft Chain Guide complete, Nos. 1064R, 62164 and 128815.....
39576	25461	Knee Lever Rock Shaft Chain Hook.....
176395	25461	Knee Lever Rock Shaft Hinge Bracket with 176397.....
2765	25461	Knee Lever Rock Shaft Knee Arm.....
2766	25461	Knee Lever Rock Shaft Knee Arm Hub with 356C.....
356C	25461	Knee Lever Rock Shaft Knee Arm Hub Set Screw.....
2768	Knee Lever Rock Shaft Knee Arm complete, Nos. 2765, 2766 and 2767.....
2767	25461	Knee Lever Rock Shaft Knee Plate with 356C.....
356C	25461	Knee Lever Rock Shaft Knee Plate Set Screw.....
6337	25461	Knee Lever Rock Shaft Opening Bracket with two 356C.....
6338	25461	Knee Lever Rock Shaft Opening Bracket Hook.....
356C	25461	Knee Lever Rock Shaft Opening Bracket Hook Set Screw.....
356C	25461	Knee Lever Rock Shaft Opening Bracket Set Screw.....
176396	25461	Knee Lever Rock Shaft Spring.....
176397	25461	Knee Lever Rock Shaft Stop (leather).....
2770	25461	Knee Lever Rock Shaft Stop Dog with 140219C (2).....
140219C	25461	Knee Lever Rock Shaft Stop Dog Set Screw (2).....
176398	Knee Lever Rock Shaft complete, Nos. 2768, 6337, 6338, 176393, 176395, 176396 and two 2770.....
176399	25461	Knee Lever complete, Nos. 150036, 176394, 176398 and three wood screws 1 in. No. 10 F.H.....

MACHINE BASE FOR 176-31 AND 176-32 MACHINES

176358	25462	Machine Base with four wood screws 1 in. No. 10 F.H. (no provision for Oil Drain Cock).....
NOTE: No. 176358 is regularly furnished with these Machines unless otherwise specified on order.		
176090	25462	Machine Base with four wood screws 1 in. No. 10 F.H. (with provision for Oil Drain Cock).....
49123	25462	Machine Base Oil Pipe.....
49124	25462	Machine Base Oil Pipe Drain Cock.....
145E	25462	Machine Screw (4).....
4718	25462	Machine Screw Washer (felt) (4).....

**MACHINE BASE
FOR
176-33 MACHINE**

No.	Plate	Name
176359	25463	Machine Base with four wood screws 1 in. No. 10 F.H. (no provision for Oil Drain Cock)
NOTE: No. 176359 is regularly furnished with this Machine unless otherwise specified on order.		
176184	25463	Machine Base with four wood screws 1 in. No. 10 F.H. (with provision for Oil Drain Cock)
49123	25463	Machine Base Oil Pipe
49124	25463	Machine Base Oil Pipe Drain Cock
122E	25463	Machine Screw (4)

**SPOOL HOLDER
FOR
176-31 AND 176-32 MACHINES**

176305	25464	Spool Holder with two 919R
919R	25464	Spool Holder Screw (2)

**SPOOL STAND FOR ONE SPOOL
FOR
176-33 MACHINE**

27882	25465	Spool Rest
60655		Spool Rest 27882 with 27884
41514	25465	Spool Weight, 4 in. diam. with 41515
41515	25465	Spool Weight Center Pin
27884	25465	Thread Eyelet Rod
27885	25465	Spool Stand complete, Nos. 41514, 60655 and two wood screws 3/4 in. No. 10 F.H.

**TABLE BELT HOLE GUARD
FOR
176-31 AND 176-32 MACHINES**

152051	25464	Table Belt Hole Guard with two wood screws 7/8 in. No. 10 F.H.
--------	-------	--

NUMERICAL LIST OF PARTS

No.	Plate	Name
122E	25463	Machine Screw for 176-33 Machine (4)
130X		Feeding Disc (back) Worm Wheel Clutch Bracket Screw for 176418 and 176420 (2)
145E	22661	Machine Driving Pulley Shaft Counterbalance Screw (long) for 176334
145E	25462	Machine Screw for 176-31 and 176-32 Machines (4)
159E	22661	Machine Driving Pulley Shaft Counterbalance Screw (short) for 176334
160E	22659	Machine Driving Pulley Shaft Counterbalance Screw for 176282 and 176302 (2)
162J	22671	Work Guide Screw for 176347
164E	22671	Looper Oscillating Crank Ball Stud Clamping Screw for 176367
171AL	22669	Needle Bar Connection Clamping Screw for 176284 (2)
175E	22669	Looper Oscillating Crank Ball Stud Clamping Screw for 176361
356C	25461	Knee Lever Rock Shaft Knee Arm Hub Set Screw for 2766
356C	25461	Knee Lever Rock Shaft Knee Plate Set Screw for 2767
356C	25461	Knee Lever Rock Shaft Opening Bracket Hook Set Screw for 6337
356C	25461	Knee Lever Rock Shaft Opening Bracket Set Screw for 6337
361C	22674	Feeding Disc Opening Treadle Pitman Rod Clamp Set Screw for 80223
361C	22674	Starting Treadle Pitman Rod Clamp Set Screw for 80223
435AL	22659	Machine Driving Pulley Set Screw for 176356
440AL	22671	Needle Bar Thread Nipper Slide Rod Set Screw for 176-33 Machine
440AL		Work Guide Set Screw for 176-31 and 176-32 Machines
445C	22663	Feeding Disc (back) Set Screw for 176112 (2)
445C	22663	Feeding Disc (back) Shaft Reinforcing Sleeve Set Screw for 176114 (2)
445C	22663	Feeding Disc (back) Worm Gear Set Screw for 176150 (2)
445C	22661	Machine Driving Pulley Set Screw for 176357
446AL	22671	Needle Bar Connection Guide Rod Set Screw for 176-33 Machine
465C	22663	Feeding Disc (back) Worm Wheel Clutch Shaft Collar Set Screw for 54369 (2)
602J	22669	Looper Driving Shaft Frame Crank Wearing Sleeve Cap Screw for 176270
624AL	22669	Needle Bar Connection Guide Rod Set Screw for 176-31 and 176-32 Machines
633C	22667	Tension Screw Stud for 58592
810J	22671	Looper Driving Shaft Frame Crank Wearing Sleeve Cap Screw for 176326 (2)
840J	22671	Work Guide Bracket Screw for 176-33 Machine
889AL	22661	Feed Eccentric Set Screw for 176109
889AL	22662	Feeding Disc (back) Set Screw for 176011 and 176383 (2)
889AL	22662	Feeding Disc (back) Worm Gear Set Screw for 176014 (2)
889AL	22662	Feeding Disc (back) Worm Wheel Set Screw for 176413 and 176448 (2)
889AL	22661	Looper Driving Eccentric Set Screw for 176142
889AL	22661	Looper Oscillating Cam Set Screw for 176155
889AL	22661	Needle Bar Eccentric Set Screw for 176166
889AL	22671	Work Guide Adjusting Screw for 176349
898AL	22659	Looper Driving Eccentric Screw for 176-31 and 176-32 Machines
919R	25464	Spool Holder Screw for 176305 (2)
998C	22661	Machine Driving Pulley Shaft Bushing (left) Set Screw for 176-33 Machine
998C	22661	Machine Driving Pulley Shaft Bushing (right) Set Screw for 176-33 Machine

NUMERICAL LIST OF PARTS

No.	Plate	Name
1036AL	22659	Feed Eccentric Set Screw for 176244 (2)
1036AL	22659	Needle Bar Eccentric Set Screw for 176286 and 176303 (2)
1064R	25461	Knee Lever Rock Shaft Chain Guide Pulley Hinge Screw for 150036
1143AL	22671	Looper Oscillating Crank Set Screw for 176367 (2)
1149AL	22664	Feeding Disc (front) Arm Bell Crank Shaft Set Screw for 176-31 and 176-32 Machines
1255C	22662	Feeding Disc (back) Worm Wheel Clutch Driving Arm Screw for 176430 and 176436
1329E	22669	Looper Driving Eccentric Sleeve Position Plate Screw for 176266 and 176295 (2)
1396AL	22664	Feeding Disc (front) Bearing Screw Stud Clamping Screw for 176030 and 176128
1560C	22667	Tension Regulating Thumb Nut for 58592
1637J	25466	Tension Screw Stud Nut for 176443
1650C	22662	Stitch Regulating Screw Stud Nut for 176290
1684C	22663	Stitch Regulating Screw Stud Nut for 176424
1700J	25466	Thread Take-up Post Nut for 176445
1714E	22664	Feeding Disc (front) Arm Pressure Spring Screw Nut
1722C	22662	Feeding Disc (back) Worm Wheel Clutch Driving Arm Retainer Nut
1722E	22663	Feeding Disc (back) Worm Wheel Clutch Screw (left) Nut for 176-33 Machine
2102	22667	Tension Disc for 176085 (2)
2765	25461	Knee Lever Rock Shaft Knee Arm for 2768
2766	25461	Knee Lever Rock Shaft Knee Arm Hub with 356C, for 2768
2767	25461	Knee Lever Rock Shaft Knee Plate with 356C, for 2768
2768		Knee Lever Rock Shaft Knee Arm complete for 176398, Nos. 2765, 2766 and 2767
2770	25461	Knee Lever Rock Shaft Stop Dog with 140219C, for 176398 (2)
4718	25462	Machine Screw Washer (felt) for 176-31 and 176-32 Machines (4)
6337	25461	Knee Lever Rock Shaft Opening Bracket with two 356C, for 176398
6338	25461	Knee Lever Rock Shaft Opening Bracket Hook for 176398
24665	22674	Feeding Disc Opening Treadle Pitman Rod (upper) Connecting Lever Hinge Pin for 46851 and 152011
25029		Belt Hook for 176087
26026	22672	Screw Driver (Accessories)
27882	25465	Spool Rest for 60655
27884	25465	Spool Stand Thread Eyelet Rod for 60655
27885	25465	Spool Stand (for one spool) complete for 176-33 Machine, Nos. 41514, 60655 and two wood screws 3/4 in. No. 10 F.H.
38635	22669	Looper Driving Shaft Frame Crank Nut Washer for 176271 and 176298
39576	22674	Feeding Disc Opening Treadle Pitman Rod (upper) Connecting Lever Chain Hook for 176318 (2)
39576	25461	Knee Lever Rock Shaft Chain Hook for 176394
41514	25465	Spool Weight, 4 in. diam. with 41515, for 27885
41515	25465	Spool Weight Center Pin for 41514
42639	22669	Looper Driving Shaft Frame Crank Wearing Sleeve Position Pin for 176269 and 176325
46848	22674	Feeding Disc Opening Treadle Pitman Rod (lower) for 176091
46848	22674	Feeding Disc Opening Treadle Pitman Rod (upper) for 176091
46848	22674	Starting Treadle Pitman Rod (lower) for 176091
46848	22674	Starting Treadle Pitman Rod (upper) for 176091
46849	22674	Feeding Disc Opening Treadle Pitman Rod (upper) Connecting Lever for 46851
46850	22674	Feeding Disc Opening Treadle Pitman Rod (upper) Connecting Lever Bracket for 46851 and 152011

NUMERICAL LIST OF PARTS

No.	Plate	Name
46851	22674	Feeding Disc Opening Treadle Pitman Rod (upper) Connecting Lever complete for 176-31 and 176-32 Machines, Nos. 24665, 46849, 46850 and two wood screws 3/4 in. No. 10 R.H.M.F.
49123	25462	Machine Base Oil Pipe
49124	25462	Machine Base Oil Pipe Drain Cock
50128F	22664	Needle Guide Screw for 176221, 176223 and 176400
50128R	25466	Thread Take-up Arm and Thread Guide Screw for 176446
50150AL	22662	Feeding Disc (back) Shaft Spacing Collar Set Screw for 176249 (2)
50379C	22669	Looper Oscillating Crank Set Screw for 176361 (2)
50421AL	22669	Needle Bar Thread Nipper Slide Rod Set Screw for 176-31 and 176-32 Machines
50422C	22666	Feeding Disc (front) Arm Bell Crank Shaft Set Screw for 176-33 Machine
51285F	22666	Needle Guide Screw for 176224
51320AL	22671	Needle Bar Connection Clamping Screw for 176380 (2)
51662C	22669	Needle Bar Bushing Lock Nut for 176-31 and 176-32 Machines
51663J	22662	Stitch Regulating Screw Stud Thumb Nut for 176412
51665C	22671	Needle Bar Bushing Lock Nut for 176-33 Machine
51666J	22663	Stitch Regulating Screw Stud Thumb Nut for 176424
51669J	22669	Looper Driving Shaft Frame Crank Nut for 176271 and 176298
51669J	22669	Looper Driving Shaft Frame Hinge Screw Stud Nut for 176-31 Machine
51672C	22671	Looper Driving Shaft Frame Crank Nut for 176353 and 176355
52045	22667	Head of Machine Top Cover Oil Tube Packing for 58549
54369	22663	Feeding Disc (back) Worm Wheel Clutch Shaft Collar with two 465C, for 176-33 Machine
58549	22667	Head of Machine Top Cover Oil Tube with 52045, for 176338 and 176440
58592		Tension Screw Stud 633C with 1560C, for 176085
60655		Spool Rest 27882 with 27884, for 27885
62164	25461	Knee Lever Rock Shaft Chain Guide Pulley for 150036
67425	22662	Feeding Disc (back) Worm Wheel Clutch Driving Arm Retainer Screw Nut Lock Washer
68152	22662	Feeding Disc (back) Worm Wheel Clutch Roller Plunger for 176430 and 176436 (6)
80223	22674	Feeding Disc Opening Treadle Pitman Rod Clamp with 361C, for 176091
80223	22674	Starting Treadle Pitman Rod Clamp with 361C, for 176091
95365	25466	Thread Take-up Spring for 95652
95366	25466	Thread Take-up Spring Collar for 95652
95367	25466	Thread Take-up Spring Collar Stop Pin for 95651
95651	25466	Thread Take-up Post with 95367, for 95652
95652		Thread Take-up for 176445, Nos. 95365, 95366 and 95651
120342	22672	Oiler (copper plated) with 120343 (Accessories)
120343	22672	Oiler Spout, 3 1/2 in. long for 120342
123183	22674	Feeding Disc Opening Treadle Pitman Rod Cotter Pin for 176091 (2)
123183	22674	Starting Treadle Pitman Rod Cotter Pin for 176091 (2)
127848	22669	Looper Driving Shaft Frame Crank Hinge Bracket Oil Cup for 176273
127848	22670	Looper Driving Shaft Frame Crank (back) Hinge Bracket Oil Cup for 176299
127848	22670	Looper Driving Shaft Frame Crank (front) Hinge Bracket Oil Cup for 176273
128815	25461	Knee Lever Rock Shaft Chain Guide Pulley Bracket with two wood screws 1 in. No. 12 F.H., for 150036
131717	22662	Feeding Disc (back) Worm Wheel Clutch Roller for 176430 and 176436 (6)

NUMERICAL LIST OF PARTS

No.	Plate	Name
131718	22662	Feeding Disc (back) Worm Wheel Clutch Roller Plunger Spring for 176430 and 176436 (6)
131726	22662	Feeding Disc (back) Worm Wheel Clutch Wearing Plate for 144263 (6)
140079C	22659	Feed Connection Hinge Screw for 176-31 and 176-32 Machines
140082F	22669	Needle Bar Thread Guide Screw for 176066, 176162 and 176217
140083F	22669	Needle Bar Thread Nipper Screw for 176066 and 176217
140084F	22669	Needle Clamp Screw for 176066 and 176217
140086C	22661	Feed Connection Hinge Screw for 176-33 Machine
140087E	22664	Feeding Disc (front) Arm Pressure Spring Screw for 176-31 and 176-32 Machines
140088R	22668	Head of Machine Front Cover Screw for 176-33 Machine (2)
140089F	22671	Needle Bar Thread Nipper Screw for 176162
140090F	22671	Needle Clamp Screw for 176162
140183AL	22659	Looper Oscillating Cam Set Screw for 176280 and 176300 (2)
140219C	25461	Knee Lever Rock Shaft Stop Dog Set Screw for 2770 (2)
140225C	22659	Machine Driving Pulley Shaft Bushing (left) Set Screw for 176-31 and 176-32 Machines
140225C	22659	Machine Driving Pulley Shaft Bushing (right) Set Screw for 176-31 and 176-32 Machines
140227J	22669	Looper Driving Shaft Frame Crank Hinge Bracket Holder Screw for 176273
140227J	22669	Looper Driving Shaft Frame Crank Hinge Bracket Screw for 176-31 Machine (2)
140227J	22670	Looper Driving Shaft Frame Crank (back) Hinge Bracket Holder Screw for 176299 and 176352
140227J	22670	Looper Driving Shaft Frame Crank (back) Hinge Bracket Screw for 176-32 and 176-33 Machines (2)
140227J	22670	Looper Driving Shaft Frame Crank (front) Hinge Bracket Screw for 176-32 and 176-33 Machines (2)
140227J	22670	Looper Driving Shaft Frame Crank (front) Hinge Bracket Holder Screw for 176273 and 176354
140366C	22662	Feeding Disc (back) Worm Wheel Clutch (brake) Screw for 176-31 and 176-32 Machines (3)
140398C	22662	Feeding Disc (back) Worm Wheel Clutch Driving Lever Screw Stud for 176-31 and 176-32 Machines
140399C	22663	Feeding Disc (back) Worm Wheel Clutch Shaft Lever Connecting Screw Stud for 176-33 Machine
140400E	22666	Feeding Disc (front) Arm Pressure Spring Screw for 176-33 Machine
140408XC	22663	Feeding Disc (back) Worm Wheel Clutch Screw (left) for 176-33 Machine
140409C	22662	Feeding Disc (back) Worm Wheel Clutch Sleeve Set Screw for 144449 (2)
140489C	22662	Feeding Disc (back) Worm Wheel Clutch Driving Arm Retainer Screw
144262	22662	Feeding Disc (back) Worm Wheel Clutch (brake) for 144263
144262	22662	Feeding Disc (back) Worm Wheel Clutch (drive) for 144263
144263	Feeding Disc (back) Worm Wheel Clutch (brake) 144262 with three 131726, for 176430 and 176436
144263	Feeding Disc (back) Worm Wheel Clutch (drive) 144262 with three 131726, for 176430 and 176436
144264	22662	Feeding Disc (back) Worm Wheel Clutch Driving Arm for 176436
144264	22663	Feeding Disc (back) Worm Wheel Clutch Driving Arm (left) for 176430
144449	22662	Feeding Disc (back) Worm Wheel Clutch Sleeve with two 140409C, for 176430 and 176436

NUMERICAL LIST OF PARTS

No.	Plate	Name
150036	25461	Knee Lever Rock Shaft Chain Guide complete for 176399, Nos. 1064R, 62164 and 128815
152011	22675	Feeding Disc Opening Treadle Pitman Rod (upper) Connecting Lever complete, for 176-33 Machine, Nos. 24665, 46850, 152059 and two wood screws 3/4 in. No. 10 R.H.M.F.
152051	25464	Table Belt Hole Guard with two wood screws 7/8 in. No. 10 F.H., for 176-31 and 176-32 Machines
152059	22675	Feeding Disc Opening Treadle Pitman Rod (upper) Connecting Lever for 152011
175216	22674	Feeding Disc Opening Treadle for 175219
175216	22674	Starting Treadle for 175219
175217	22674	Feeding Disc Opening Treadle Hinge Pin for 175219
175217	22674	Starting Treadle Hinge Pin for 175219
175218	22674	Feeding Disc Opening Treadle Stand for 175219
175218	22674	Starting Treadle Stand for 175219
175219	22674	Feeding Disc Opening Treadle complete, Nos. 175216, 175217, 175218 and two wood screws 1 in. No. 14 F.H.
175219	22674	Starting Treadle complete, Nos. 175216, 175217, 175218 and two wood screws 1 in. No. 14 F.H.
176005	22659	Machine Driving Pulley Shaft Counterbalance for 176282 and 176302
176006	22659	Machine Driving Pulley Washer (felt) for 176-31 and 176-32 Machines
176007	22659	Feed Connection for 176243
176009	22666	Feeding Disc (front) Arm Shaft Pin for 176128 (2)
176009	22667	Head of Machine Top Cover Steady Pin for 176418, 176420 and 176431 (2)
176011	22662	Feeding Disc (back) with two 889AL (7/64 in. wide feeding surface) for regular work, for 176-31 and 176-32 Machines
176012	22662	NOTE: No. 176011 is regularly furnished with No. 176-31 and 176-32 Machines.
176014	22662	Feeding Disc (back) Shaft for 176-31 and 176-32 Machines
176028	22664	Feeding Disc (back) Worm Gear with two 889AL, for 176-31 and 176-32 Machines
176030	22664	Feeding Disc (front) 7/64 in. wide feeding surface for 176221 and 176223
176033	22664	Feeding Disc (front) Arm with 1396AL and two 176036, for 176-31 and 176-32 Machines
176036	22664	Feeding Disc (front) Pressure Spring for 176-31 and 176-32 Machines
176037	22664	Feeding Disc (front) Arm Shaft Pin for 176030 (2)
176038	22664	Feeding Disc (front) Bearing Screw Stud for 176221, 176223 and 176400
176045	22667	Feeding Disc (front) Roller for 176221, 176223 and 176400 (12)
176050	22669	Head of Machine Top Cover Thread Eyelet for 176338, 176339 and 176440
176057	22669	Needle Bar (hollow) for 176065 and 176216
176062	22669	Looper Driving Shaft Frame Hinge Screw Stud for 176-31 Machine
176065	Looper Oscillating Crank Ball for 176234
176066	Needle Bar 176050 with 176075, for 176066
176066	Needle Bar complete, for 176-31 Machine, Nos. 140082F, 140083F, 140084F, 176065, 176070, 176071, 176073 and 176074
176067	22669	Needle Bar Bushing with 176101, for 176-31 and 176-32 Machines
176070	22669	Needle Bar Thread Guide for 176066 and 176217
176071	22669	Needle Bar Thread Nipper Screw Bushing for 176066 and 176217
176072	22669	Needle Bar Thread Nipper Slide Rod for 176-31 Machine

NUMERICAL LIST OF PARTS

No.	Plate	Name
176073	22669	Needle Bar Thread Nipper Spring for 176066 and 176217
176074	22669	Needle Clamp for 176066 and 176217
176075	22669	Needle Clamp Steady Pin for 176065 and 176216
176077	22662	Stitch Indicator for 176412
176081	22671	Needle Bar for 176161
176082	22662	Stitch Regulating Screw Stud Washer for 176290
176084	22667	Tension Spring for 176085
176085	22667	Tension complete, Nos. 58592, 176084 and two 2102
176085	25466	Tension complete for 176443, Nos. 58592, 176084 and two 2102
176086		Work Guide for 176-31 and 176-32 Machines
176087		Belt, 5/16 in. round, 36 in. long with 25029, for 176-33 Machine (Accessories)
176088		Belt Hook for 176203
176089	22672	Tweezers (Accessories)
176090	25462	Machine Base with four wood screws 1 in. No. 10 F.H. (with provision for Oil Drain Cock) for 176-31 and 176-32 Machines
176091	22674	Feeding Disc Opening Treadle Pitman Rod complete, Nos. 80223 and two each 46848 and 123183
176091	22674	Starting Treadle Pitman Rod complete Nos. 80223 and two each 46848 and 123183
176101	22669	Needle Bar Bushing Steady Pin for 176067
176102	22661	Machine Driving Pulley Shaft for 176-33 Machine
176103	22661	Machine Driving Pulley Shaft Bushing (left) for 176-33 Machine
176104	22661	Machine Driving Pulley Shaft Bushing (right) for 176-33 Machine
176105	22661	Machine Driving Pulley Shaft Counterbalance (large) for 176334
176106	22661	Machine Driving Pulley Shaft Counterbalance (small) for 176334
176107	22661	Machine Driving Pulley Washer (felt) for 176-33 Machine
176108	22661	Feed Connection for 176322
176109	22661	Feed Eccentric with 889AL, for 176322
176110	22661	Feed Eccentric Pin for 176-33 Machine
176110	22661	Needle Bar Eccentric Pin for 176-33 Machine
176112	22663	Feeding Disc (back) with two 445C, for 176-33 Machine
176113	22663	Feeding Disc (back) Shaft for 176-33 Machine
176114	22663	Feeding Disc (back) Shaft Reinforcing Sleeve with two 445C, for 176-33 Machine
176126	22666	Feeding Disc (front) for 176224
176128	22666	Feeding Disc (front) Arm with 1396AL and two 176009, for 176-33 Machine
176129	22666	Feeding Disc (front) Arm Bell Crank for 176-33 Machine
176130	22666	Feeding Disc (front) Arm Bell Crank Shaft for 176-33 Machine
176134	22666	Feeding Disc (front) Roller for 176224 (14)
176140	22671	Looper for 176-33 Machine
176141	22671	Looper Clamping Nut for 176351
176142	22661	Looper Driving Eccentric with 889AL, for 176333
176145	22671	Looper Driving Shaft Frame for 176351
176150	22663	Feeding Disc (back) Worm Gear with two 445C, for 176-33 Machine
176155	22661	Looper Oscillating Cam with 889AL, for 176334
176156	22661	Looper Oscillating Cam Pin for 176-33 Machine
176158	22671	Looper Oscillating Crank Ball for 176-33 Machine
176159	22671	Looper Oscillating Crank Ball Stud for 176-33 Machine
176161		Needle Bar 176081 with Needle Clamp Body for 176162
176162		Needle Bar complete, for 176-33 Machine, Nos. 140082F, 140089F, 140090F, 176161, 176168, 176169, 176171, 176172 and 176174
176163	22671	Needle Bar Bushing with 176164, for 176-33 Machine

NUMERICAL LIST OF PARTS

No.	Plate	Name
176164	22671	Needle Bar Bushing Steady Pin for 176163
176166	22661	Needle Bar Eccentric with 889AL, for 176381
176168	22671	Needle Bar Thread Guide for 176162
176169	22671	Needle Bar Thread Nipper Screw Bushing for 176162
176170	22671	Needle Bar Thread Nipper Slide Rod for 176-33 Machine
176171	22671	Needle Bar Thread Nipper Spring for 176162
176172	22671	Needle Clamp for 176162
176174	22671	Needle Clamp Steady Pin for 176162
176175	22666	Needle Guide for 176224
176176	22663	Stitch Indicator for 176424
176181	22663	Stitch Regulating Screw Stud Nut Washer for 176424
176182	22663	Stitch Regulating Screw Stud Slide Block for 176424
176184	25463	Machine Base with four wood screws 1 in. No. 10 F.H. (with provision for Oil Drain Cock) for 176-33 Machine
176185	22675	Feeding Disc Opening Treadle Pitman Rod (upper) Connecting Lever Chain (8 links) for 176-33 Machine
176186	22666	Feeding Disc (front) Bearing Screw Stud for 176224
176202	22673	Wrench for 176141, for 176-33 Machine (Accessories)
176203		Belt, 1/4 in. round, 36 in. long with 176088, for 176-31 and 176-32 Machines (Accessories)
176209	22670	Looper for 176-32 Machine
176213	22670	Needle Bar Thread Nipper Slide Rod for 176-32 Machine
176216		Needle Bar 176050 with 176075, for 176217
176217		Needle Bar complete, for 176-32 Machine, Nos. 140082F, 140083F, 140084F, 176070, 176071, 176073, 176074 and 176216
176221	22664	Feeding Disc (front) 176028 with 50128F, 176037, 176287 and twelve 176038, for regular work, for 176-31 Machine
176223	22665	NOTE: No. 176221 is regularly furnished with 176-31 Machine. Feeding Disc (front) 176028 with 50128F, 176037, 176304 and twelve 176038, for regular work, for 176-32 Machine
176224	22666	Feeding Disc (front) 176126 with 51285F, 176175, 176186 and fourteen 176134, for 176-33 Machine
176234		Looper Oscillating Crank Ball 176062 with 176340, for 176-31 and 176-32 Machines
176238	22659	Machine Driving Pulley Shaft for 176-31 and 176-32 Machines
176239	22659	Machine Driving Pulley Shaft Bushing (left) for 176-31 and 176-32 Machines
176240	22659	Machine Driving Pulley Shaft Bushing (left) Oil Pad (felt) for 176-31 and 176-32 Machines
176241	22659	Machine Driving Pulley Shaft Bushing (right) for 176-31 and 176-32 Machines
176242	22659	Machine Driving Pulley Shaft Bushing (right) Oil Pad (felt) for 176-31 and 176-32 Machines
176243		Feed Connection 176007 with 176244, for 176-31 and 176-32 Machines
176244	22659	Feed Eccentric with two 1036AL, for 176243
176249	22662	Feeding Disc (back) Shaft Spacing Collar with two 50150AL, for 176-31 and 176-32 Machines
176257	22664	Feeding Disc (front) Arm Bell Crank Shaft for 176-31 and 176-32 Machines
176260	22667	Head of Machine Front Cover Lock Stud for 176-31 and 176-32 Machines (2)
176261	22669	Head of Machine Oil Wick for oiling Looper Driving Shaft
176262	22659	Frame (front) Bearing for 176418 and 176420
176263	22659	Looper Driving Eccentric for 176336
	22659	Looper Driving Eccentric Position Pin for 176280 and 176300
176264	22659	Looper Driving Eccentric Sleeve for 176336
176265	22669	Looper Driving Eccentric Sleeve Position Plate for 176266 and 176295

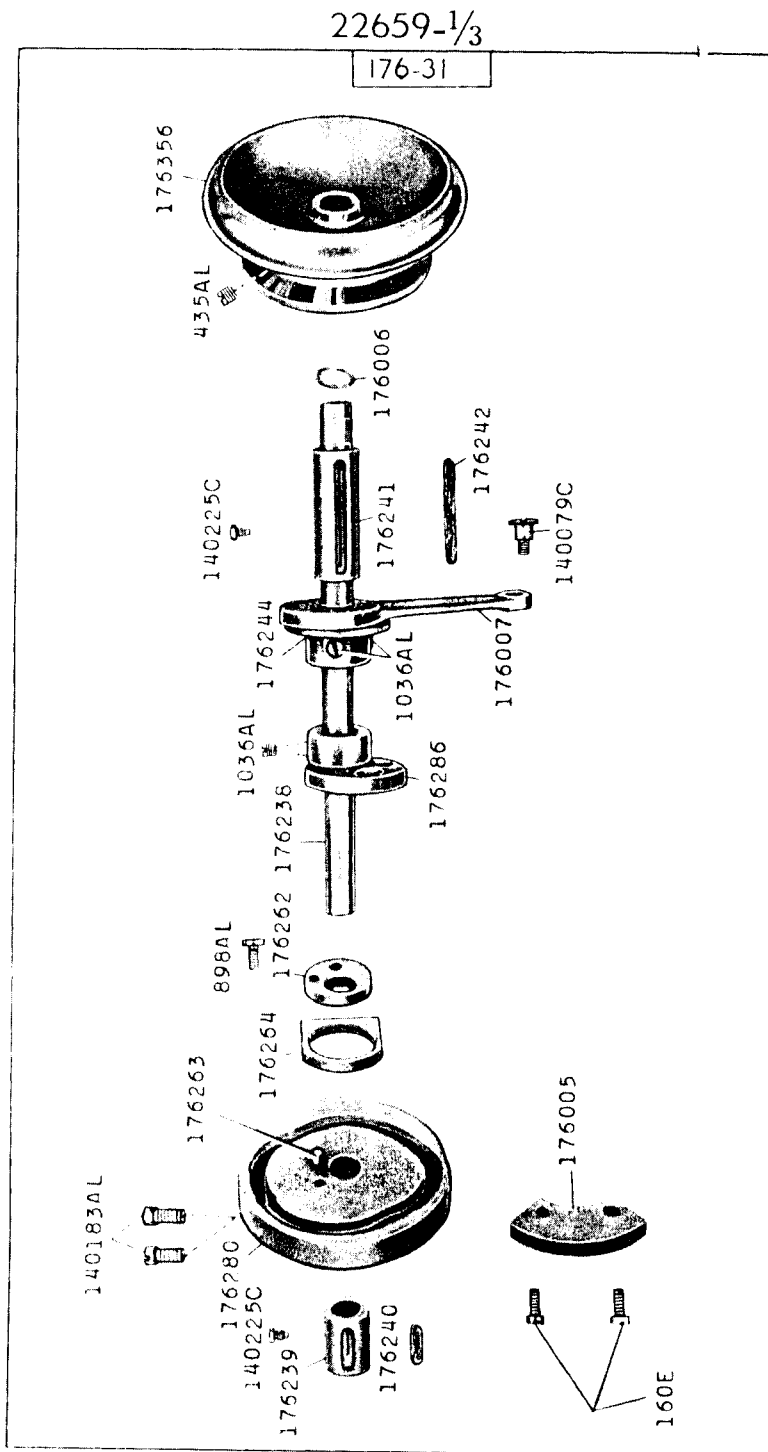
No.	Plate	Name
176266	22669	Looper Driving Shaft Frame with 176265 and two each 1329E and 176306, for 176362
176269	22669	Looper Driving Shaft Frame Crank with 42639, for 176270
176269	22670	Looper Driving Shaft Frame Crank (back) with 42639, for 176270
176269	22670	Looper Driving Shaft Frame Crank (front) with 42639, for 176270
176270		Looper Driving Shaft Frame Crank 176269 with 602J and 176274, for 176271
176270		Looper Driving Shaft Frame Crank (back) 176269 with 602J and 176274, for 176298
176270		Looper Driving Shaft Frame Crank (front) 176269 with 602J and 176274, for 176271
176271		Looper Driving Shaft Frame Crank 176270 with 38635, 51669J and 176273, for 176363
176271		Looper Driving Shaft Frame Crank (front) 176270 with 38635, 51669J and 176273, for 176365
176273	22669	Looper Driving Shaft Frame Crank Hinge Bracket Holder complete, for 176271, Nos. 127848 and 140227J
176273	22670	Looper Driving Shaft Frame Crank (front) Hinge Bracket Holder complete for 176271, Nos. 127848 and 140227J
176274	22669	Looper Driving Shaft Frame Crank Wearing Sleeve (.3125 in. diam.) for 176270
176275		Looper Driving Shaft Frame Crank Wearing Sleeve (.313 in. diam.) for 176-31 and 176-32 Machines
176276		Looper Driving Shaft Frame Crank Wearing Sleeve (.3135 in. diam.) for 176-31 and 176-32 Machines
176277		Looper Driving Shaft Frame Crank Wearing Sleeve (.314 in. diam.) for 176-31 and 176-32 Machines
176278		Looper Driving Shaft Frame Crank Wearing Sleeve (.3145 in. diam.) for 176-31 and 176-32 Machines
176279		Looper Driving Shaft Frame Crank Wearing Sleeve (.315 in. diam.) for 176-31 and 176-32 Machines
176280	22659	NOTE: Nos. 176275 to 176279 are to be furnished for repairs only. Looper Oscillating Cam with 176263 and two 140183AL, for 176282
176282		Looper Oscillating Cam 176280 with 176005 and two 160E, for 176-31 Machine
176284	22669	Needle Bar Connection with two 171AL, for 176-31 and 176-32 Machines
176285	22669	Needle Bar Connection Guide Rod for 176-31 and 176-32 Machines
176286	22659	Needle Bar Eccentric with two 1036AL, for 176-31 Machine
176287	22664	Needle Guide for regular work for 176221
176290		Stitch Regulating Screw Stud 176435 with 1650C, 176082 and 176291, for 176412
176291	22662	Stitch Regulating Screw Stud Slide Block for 176290
176295	22670	Looper Driving Shaft Frame with 176265 and two each 1329E and 176306, for 176364
176298		Looper Driving Shaft Frame Crank (back) 176270 with 38635, 51669J and 176299, for 176365
176299	22670	Looper Driving Shaft Frame Crank (back) Hinge Bracket Holder complete for 176298, Nos. 127848 and 140227J
176300	22660	Looper Oscillating Cam with 176263 and two 140183AL, for 176302
176302		Looper Oscillating Cam 176300 with 176005 and two 160E, for 176-32 Machine
176303	22660	Needle Bar Eccentric with two 1036AL, for 176-32 Machine
176304	22665	Needle Guide for regular work for 176223
176305	25464	Spool Holder with two 919R, for 176-31 and 176-32 Machines
176306	22669	Looper Driving Shaft Frame Oil Wick for Oiling Looper Driving Eccentric for 176266 and 176295 (2)

No.	Plate	Name
176314	22668	Head of Machine Front Cover for 176-33 Machine
176318	22674	Feeding Disc Opening Treadle Pitman Rod (upper) Connecting Lever Chain (seven links) with two 39576, for 176-31 and 176-32 Machines
176322		Feed Connection 176108 with 176109 for 176-33 Machine
176325	22671	Looper Driving Shaft Frame Crank (back) with 42639, for 176326
176325	22671	Looper Driving Shaft Frame Crank (front) with 42639, for 176326
176326		Looper Driving Shaft Frame Crank (back) 176325 with 810J and 176327, for 176353
176326		Looper Driving Shaft Frame Crank (front) 176325 with 810J and 176327, for 176355
176327	22671	Looper Driving Shaft Frame Crank Wearing Sleeve (.375 in. diam.) for 176326 (2)
176328		Looper Driving Shaft Frame Crank Wearing Sleeve (.3755 in. diam.) for 176-33 Machine
176329		Looper Driving Shaft Frame Crank Wearing Sleeve (.376 in. diam.) for 176-33 Machine
176330		Looper Driving Shaft Frame Crank Wearing Sleeve (.3765 in. diam.) for 176-33 Machine
176331		Looper Driving Shaft Frame Crank Wearing Sleeve (.377 in. diam.) for 176-33 Machine
176332		Looper Driving Shaft Frame Crank Wearing Sleeve (.3775 in. diam.) for 176-33 Machine
176333		NOTE: Nos. 176328 to 176332 are to be furnished for repairs only. Looper Driving Eccentric 176142 with 176334, for 176-33 Machine
176334		Looper Oscillating Cam 176155 with 145E, 159E, 176105 and 176106, for 176333
176336		Looper Driving Eccentric Sleeve 176264 with 176262, for 176362 and 176364
176338	22667	Head of Machine Top Cover with 58549 and two 176045 for 176-31 and 176-32 Machines
176339	22668	Head of Machine Top Cover with three 176045, for 176-33 Machine
176340	22669	Looper Oscillating Crank Ball Stud for 176234
176344	22663	Stitch Regulating Screw Stud for 176424
176345	22671	Work Guide for 176347
176347	22671	Work Guide 176345 with 162J and 176349, for 176-33 Machine
176349	22671	Work Guide Bracket with 889AL, for 176347
176351		Looper Driving Shaft Frame 176145 with 176141, 176353, 176355, 176366 and 176367, for 176-33 Machine
176352	22671	Looper Driving Shaft Frame Crank (back) Hinge Bracket Holder with 140227J, for 176353
176353		Looper Driving Shaft Frame Crank (back) Hinge Bracket Holder 176352 with 51672C and 176326, for 176351
176354	22671	Looper Driving Shaft Frame Crank (front) Hinge Bracket Holder with 140227J, for 176355
176355		Looper Driving Shaft Frame Crank (front) Hinge Bracket Holder 176354 with 51672C and 176326, for 176351
176356	22659	Machine Driving Pulley, "V" Belt Groove (outside diam. of belt groove 2.9 in.) with 435AL, for 176-31 and 176-32 Machines
176357	22661	Machine Driving Pulley, "V" Belt Groove (outside diam. of belt groove 4.4 in.) with 445C, for 176-33 Machine
176358	25462	Machine Base with four wood screws 1 in. No. 10 F.H. (no provision for Oil Drain Cock) for 176-31 and 176-32 Machines
		NOTE: No. 176358 is regularly furnished with the 176-31 and 176-32 Machines unless otherwise specified on order.

NUMERICAL LIST OF PARTS

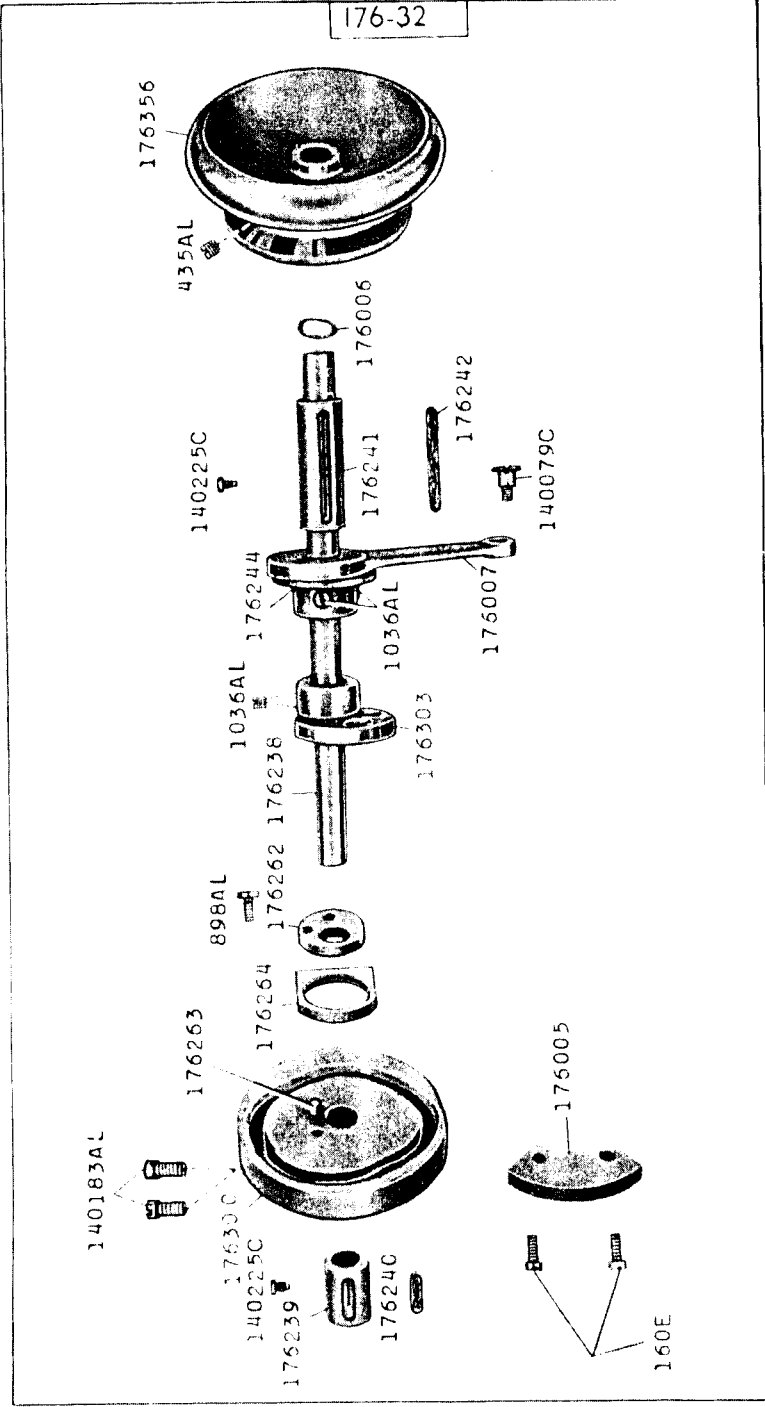
No.	Plate	Name
176359	25463	Machine Base with four wood screws 1 in. No. 10 F.H. (no provision for Oil Drain Cock) for 176-33 Machine.....
NOTE: No. 176359 is regularly furnished with the 176-33 Machine unless otherwise specified on order.		
176360	22669	Looper Driving Shaft for 176362 and 176364.....
176361	22669	Looper Oscillating Crank with 175E and two 50379C, for 176362 and 176364.....
176362	Looper Driving Shaft Frame 176266 with 176336, 176360, 176361 and 176368, for 176363.....
176363	Looper Driving Shaft Frame 176362 with 176271, for 176-31 Machine.....
176364	Looper Driving Shaft Frame 176295 with 176336, 176360, 176361 and 176368, for 176365.....
176365	Looper Driving Shaft Frame 176364 with 176271 and 176298, for 176-32 Machine.....
176366	22671	Looper Driving Shaft for 176351.....
176367	22671	Looper Oscillating Crank with 164E and two 1143AL, for 176351.....
176368	22669	Looper Clamping Nut for 176362 and 176364.....
176369	22672	Wrench for 176368, for 176-31 and 176-32 Machine (Accessories).....
176380	22671	Needle Bar Connection with two 51320AL, for 176381.....
176381	Needle Bar Connection 176380 with 176166, for 176-33 Machine.....
176382	22671	Needle Bar Connection Guide Rod for 176-33 Machine.....
176383	Feeding Disc (back) with two 889AL (.025 in. wide feeding surface) for extra fine Ermine and Mink, for 176-31 Machine.....
176384	Feeding Disc (front) .025 in. feeding surface, for 176400.....
176388	22669	Looper for 176-31 Machine.....
176393	25461	Knee Lever Rock Shaft for 176398.....
176394	25461	Knee Lever Rock Shaft Chain with 39576, for 176399.....
176395	25461	Knee Lever Rock Shaft Hinge Bracket with 176397, for 176398.....
176396	25461	Knee Lever Rock Shaft Spring for 176398.....
176397	25461	Knee Lever Rock Shaft Stop (leather) for 176395.....
176398	Knee Lever Rock Shaft complete, for 176399, Nos. 2768, 6337, 6338, 176393, 176395, 176396 and two 2770.....
176399	25461	Knee Lever complete, Nos. 150036, 176394, 176398 and three wood screws 1 in. No. 10 F.H.....
176400	Feeding Disc (front) 176384 with 50128F, 176037, 176401 and twelve 176038, for extra fine Ermine and Mink, for 176-31 Machine.....
176401	Needle Guide for Ermine and Mink for 176400.....
176411	22662	Feed Lever for 176412.....
176412	Feed Lever 176411 with 51663J, 176077 and 176290, for 176-31 and 176-32 Machines.....
176413	22662	Feeding Disc (back) Worm Wheel with two 889AL, for 176-31 and 176-32 Machines.....
176415	22662	Feeding Disc (back) Worm Wheel Clutch Driving Lever for 176-31 and 176-32 Machines.....
176416	22662	Feeding Disc (back) Worm Wheel Clutch Shaft for 176436.....
176417	22664	Feeding Disc (front) Arm Bell Crank for 176-31 and 176-32 Machines.....
*176418	Head of Machine with 176261 and two each 130X and 176009, for 176-31 Machine.....
176419	22667	Head of Machine Front Cover for 176-31 and 176-32 Machines.....
*176420	Head of Machine with 176261 and two each 130X and 176009, for 176-32 Machine.....
176423	22663	Feed Lever for 176424.....
176424	Feed Lever 176423 with 1684C, 51666J, 176176, 176181, 176182 and 176344, for 176-33 Machine.....

No.	Plate	Name
176426	22663	Feeding Disc (back) Worm Wheel Clutch Driving Arm (right) for 176430.
176428	22663	Feeding Disc (back) Worm Wheel Clutch Shaft for 176430.
176429	22663	Feeding Disc (back) Worm Wheel Clutch Shaft Lever for 176-33 Machine.
176430	Feeding Disc (back) Worm Wheel Clutch complete for 176-33 Machine, Nos. 144264, 144449, 176426, 176428, two 144263 and six each 1255C, 68152, 131717 and 131718.
*176431	Head of Machine with two 176009, for 176-33 Machine.
176434	22666	Feeding Disc (front) Arm Pressure Spring for 176-33 Machine.
176435	22662	Stitch Regulating Screw Stud for 176290.
176436	Feeding Disc (back) Worm Wheel Clutch complete for 176-31 and 176-32 Machines, Nos. 144264, 144449, 176416, two 144263, three 1255C and six each 68152, 131717 and 131718.
176439	25466	Head of Machine Top Cover for 176440.
176440	25466	Head of Machine Top Cover 176439 with 58549 and four 176045, for 176446.
176441	25466	Looper for 176446.
176442	25466	Tension Bracket for 176443.
176443	25466	Tension Bracket 176442 with 1637J and 176085, for 176446.
176444	25466	Thread Take-up Arm and Thread Guide for 176445.
176445	25466	Thread Take-up complete for 176446, Nos. 1700J, 95652 and 176444.
176446	25466	Set of Parts complete for Two-thread Seaming, for 176-31 and 176-32 Machines, Nos. 50128R, 176440, 176441, 176443 and 176445.
176447	22662	Feeding Disc (back) Worm Wheel Clutch Driving Arm Retainer.
176448	22663	Feeding Disc (back) Worm Wheel with two 889AL, for 176-33 Machine.



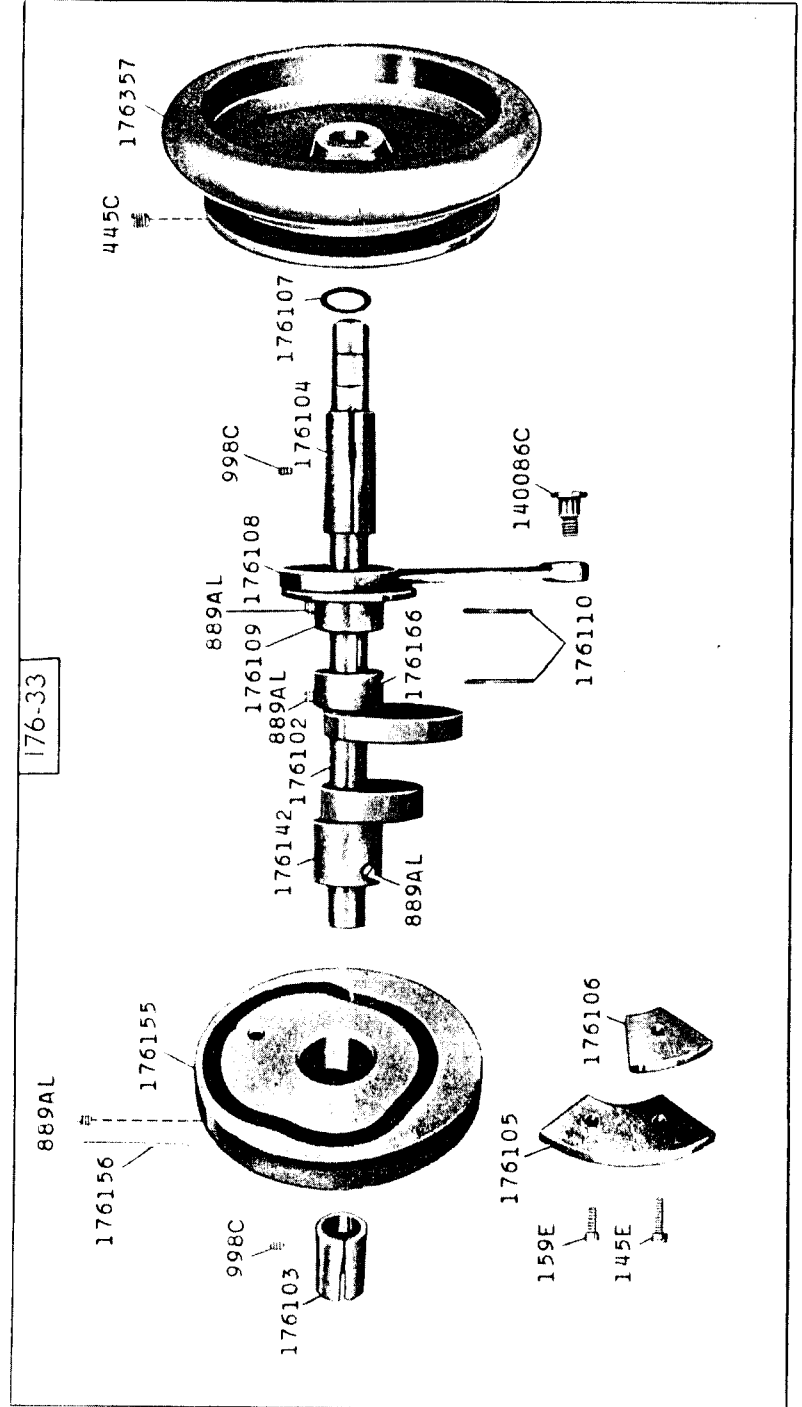
22660-1/3

176-32



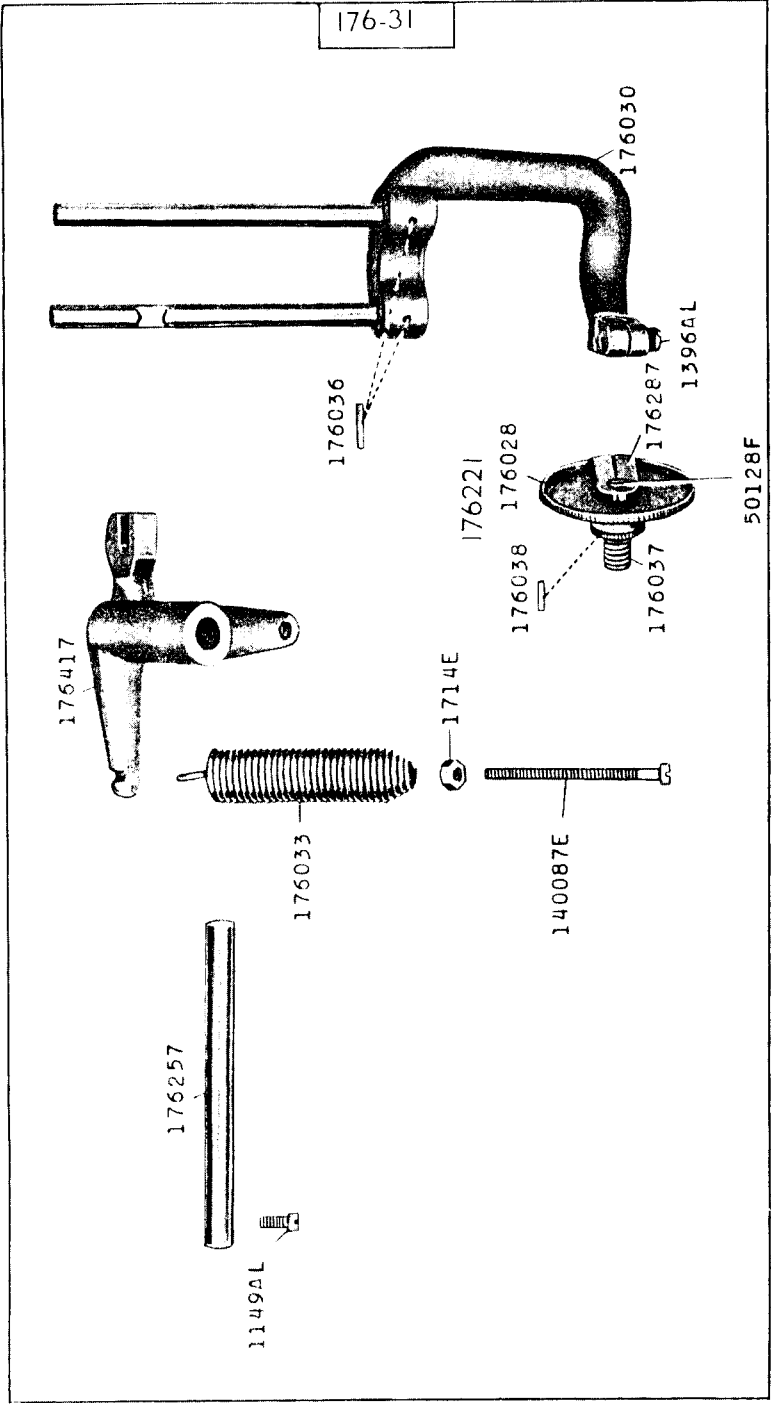
22661-1/3

176-33



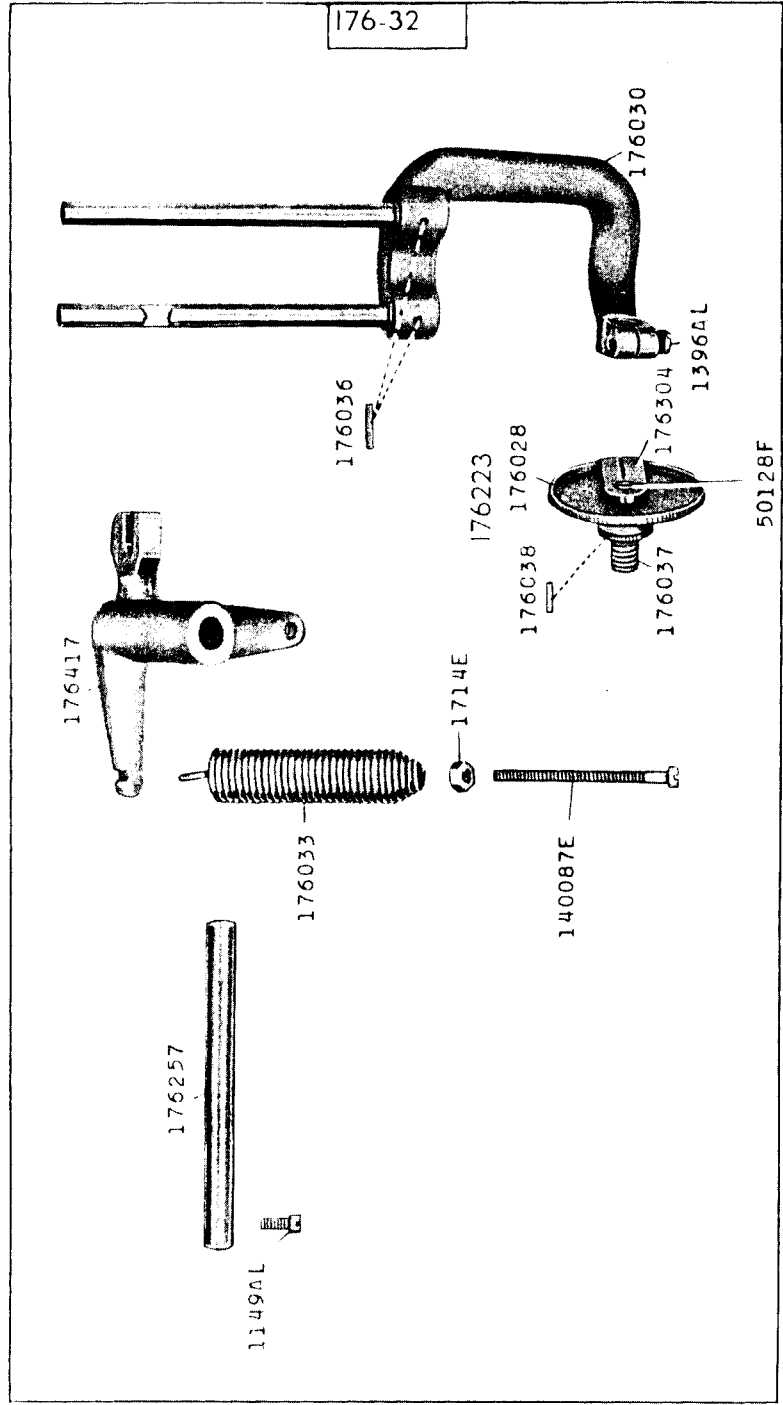
22664-1/3

176-31



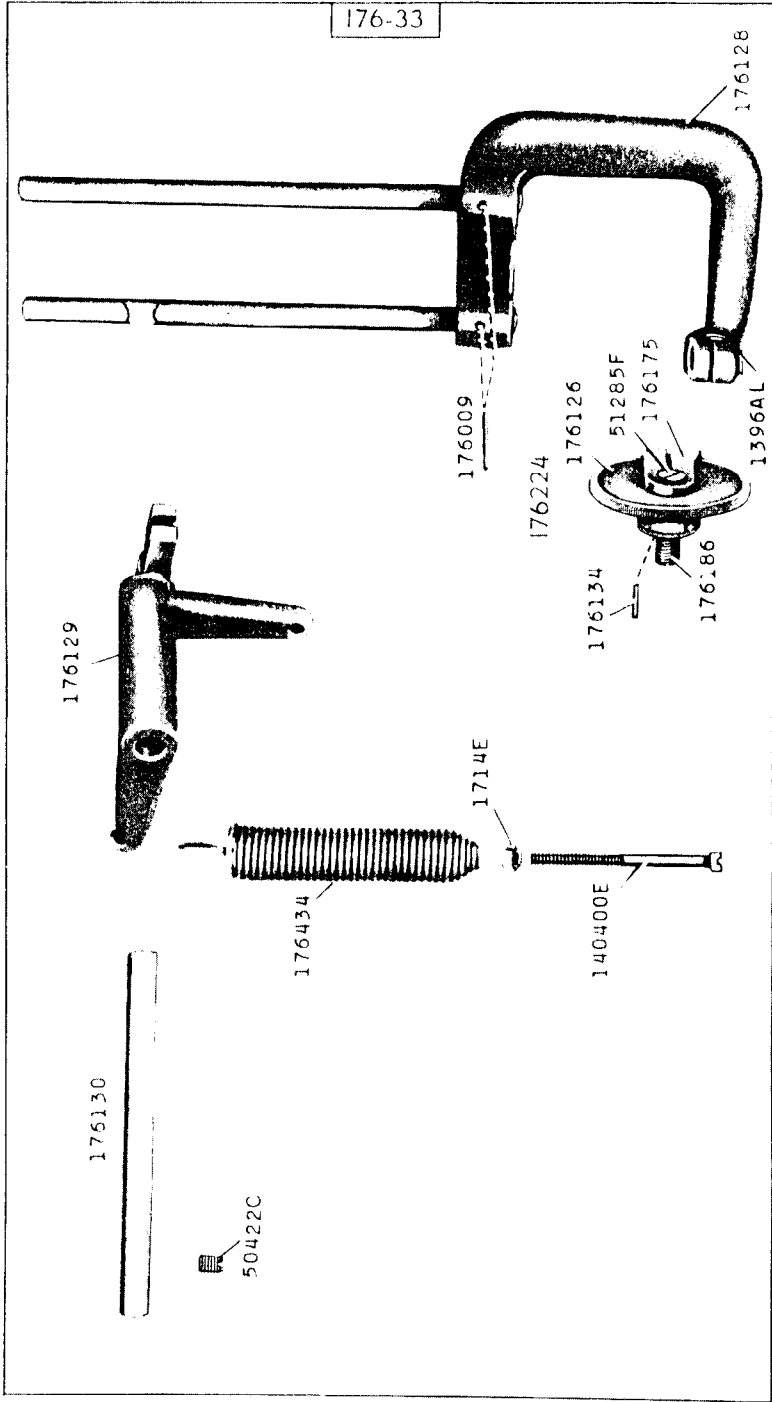
22665-1/3

176-32



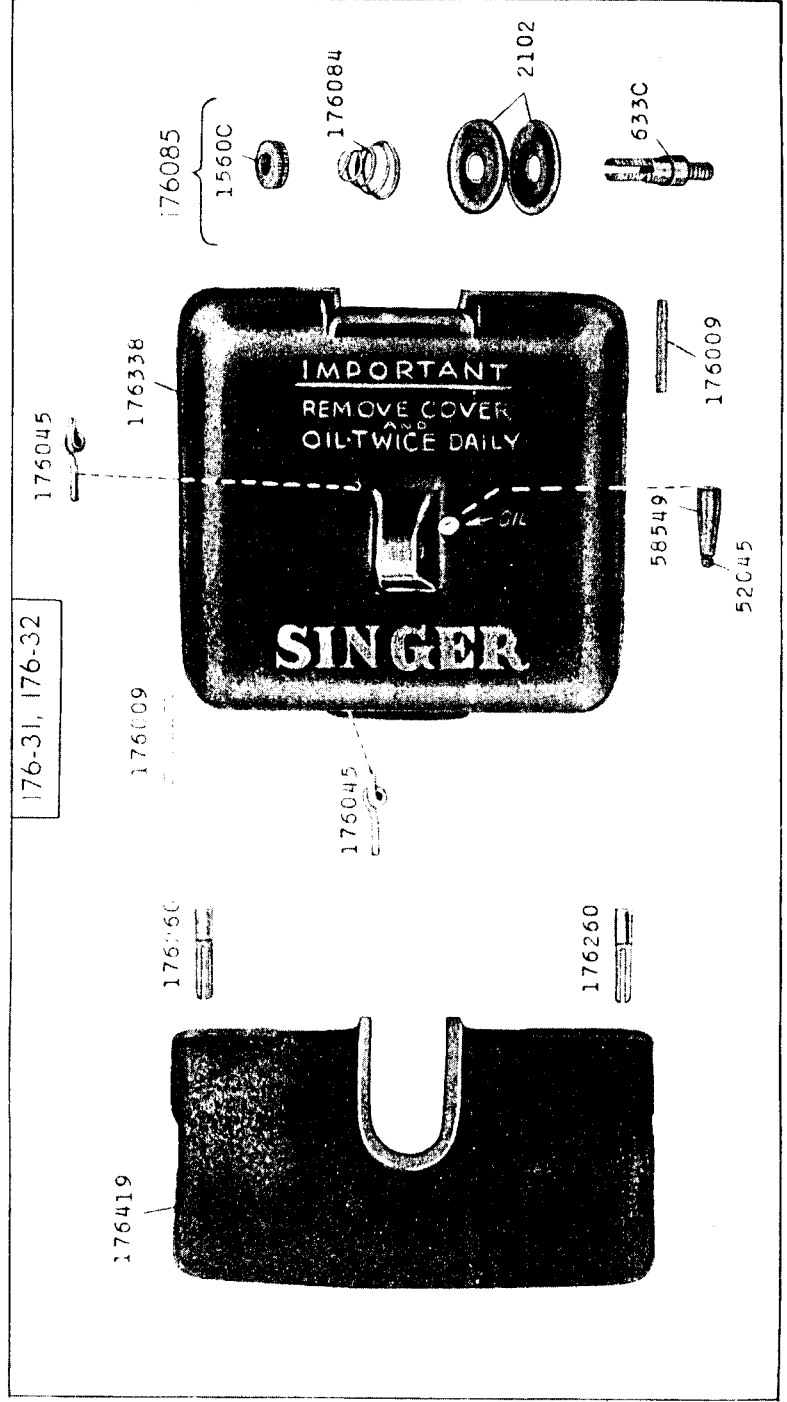
22666-1/3

176-33

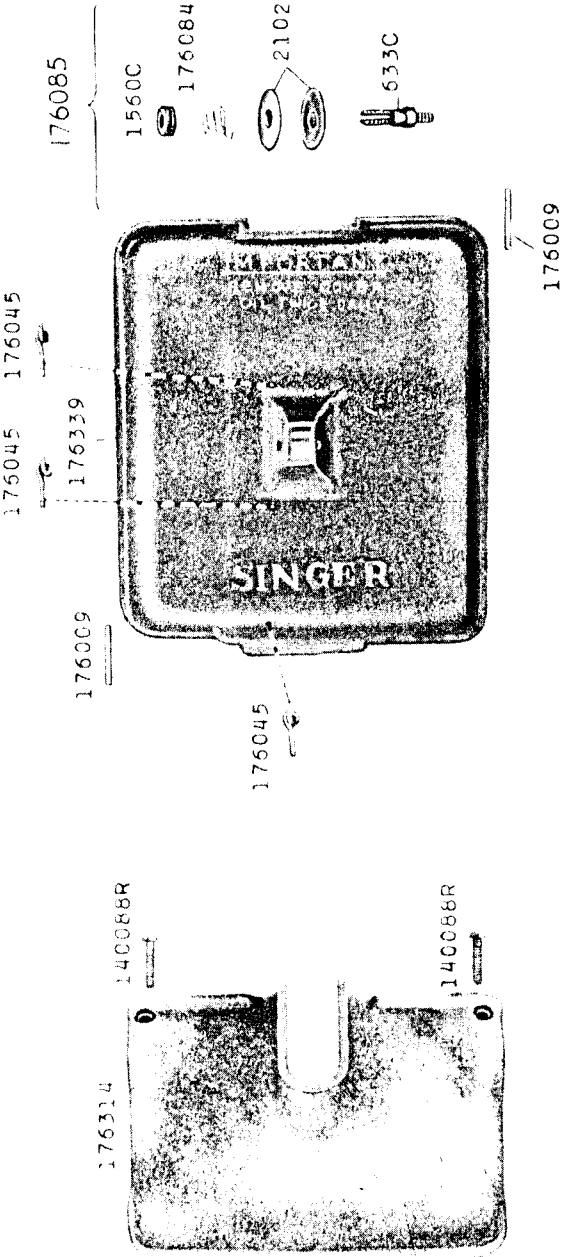


22667-1/2

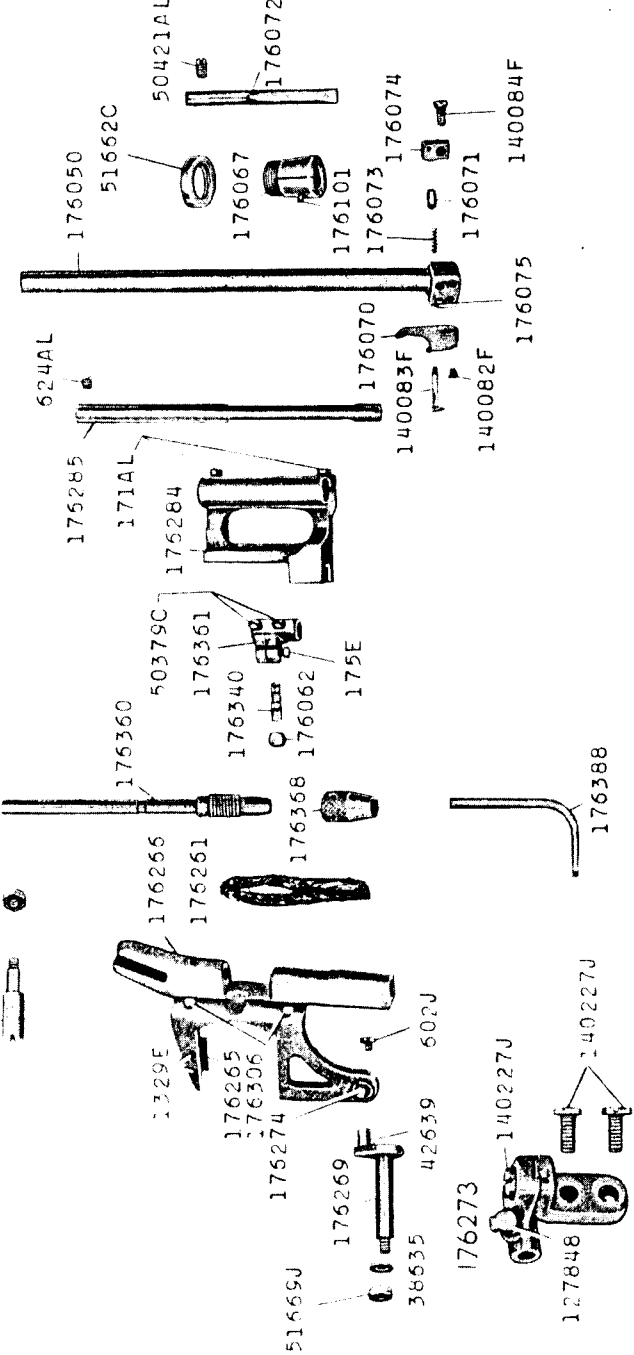
176-31, 176-32



176-33

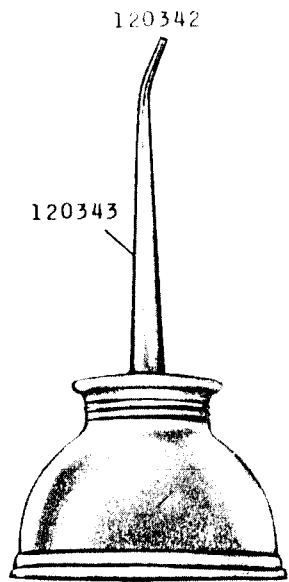


176-31



22672-1/2


176-31, 176-32



176089



26026

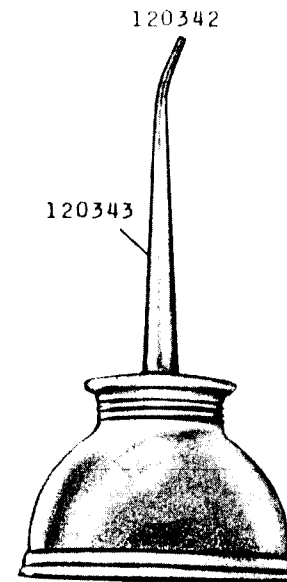


176359



22673-1/2

176-33



176089



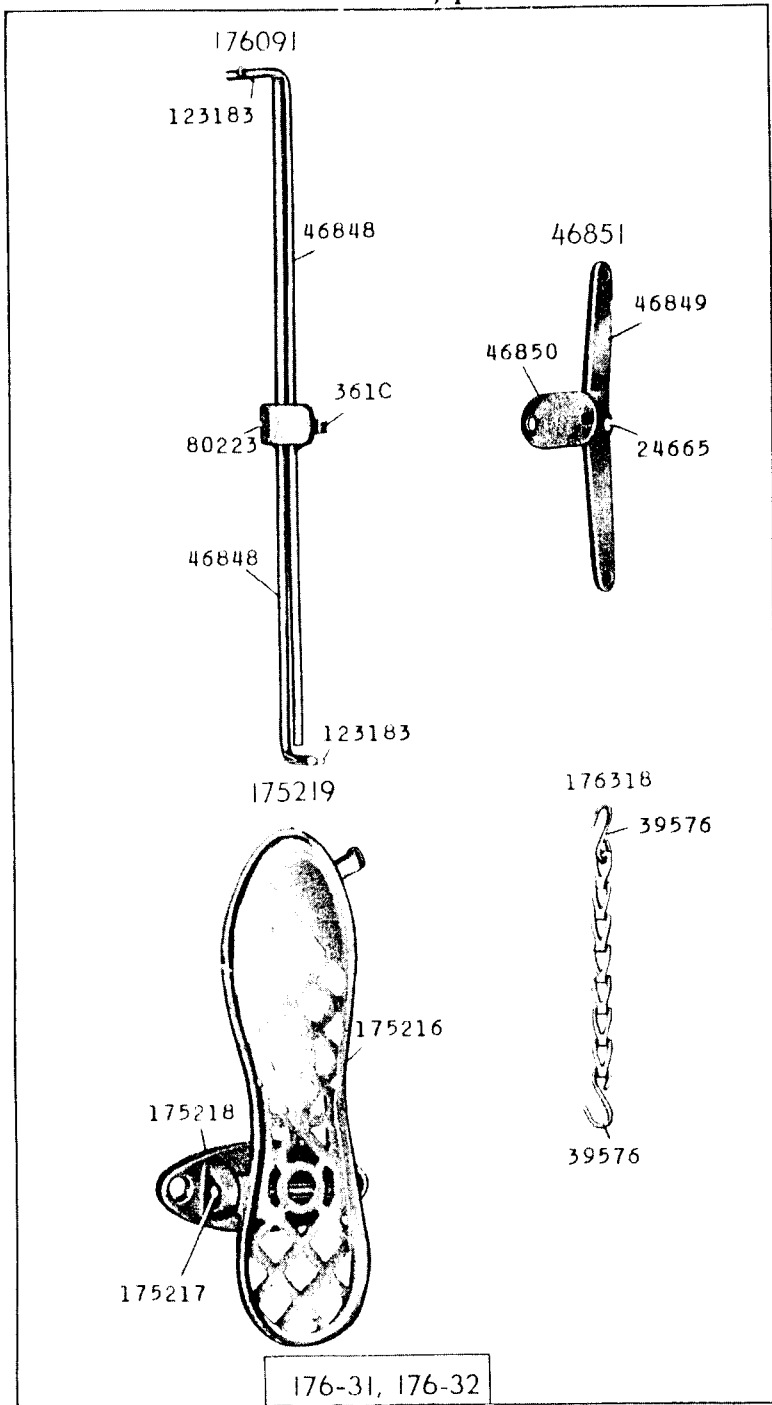
26026



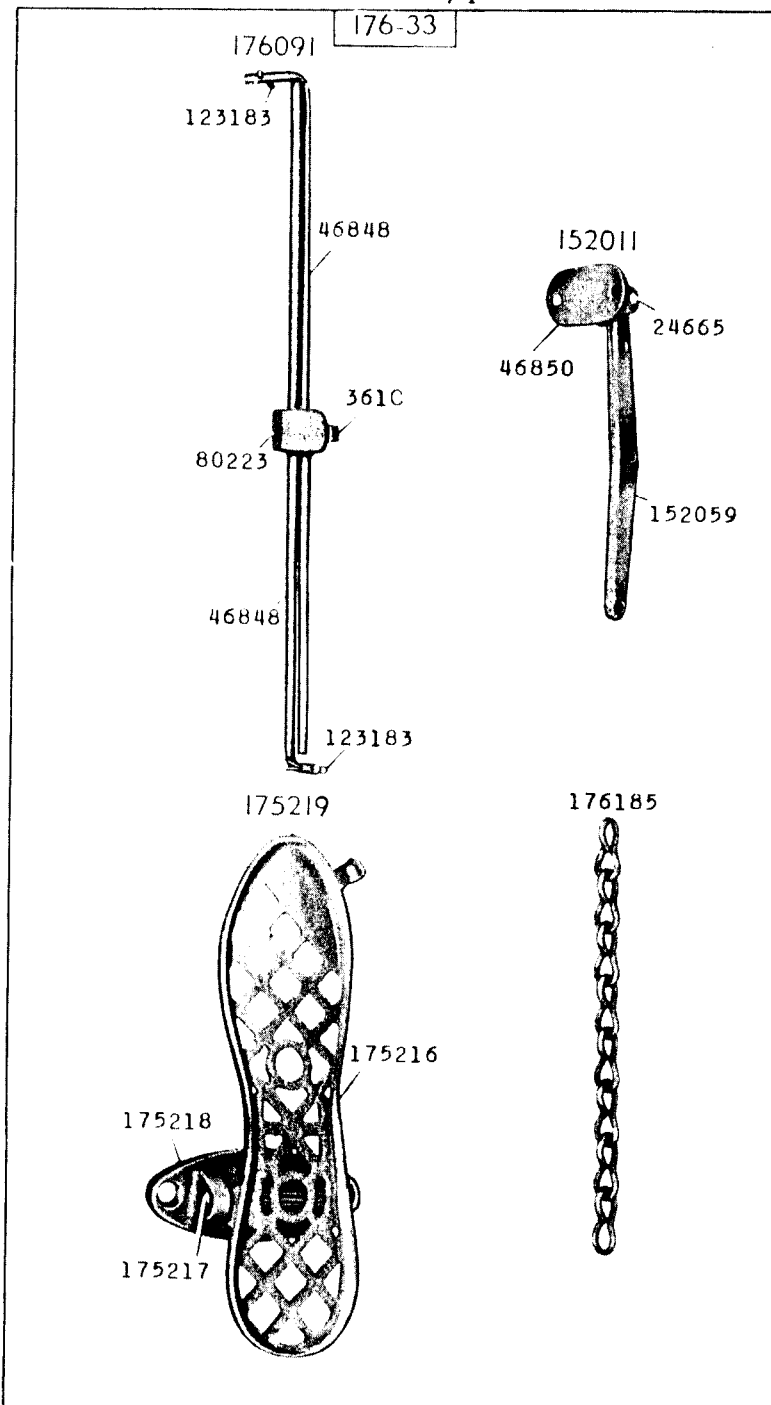
176202



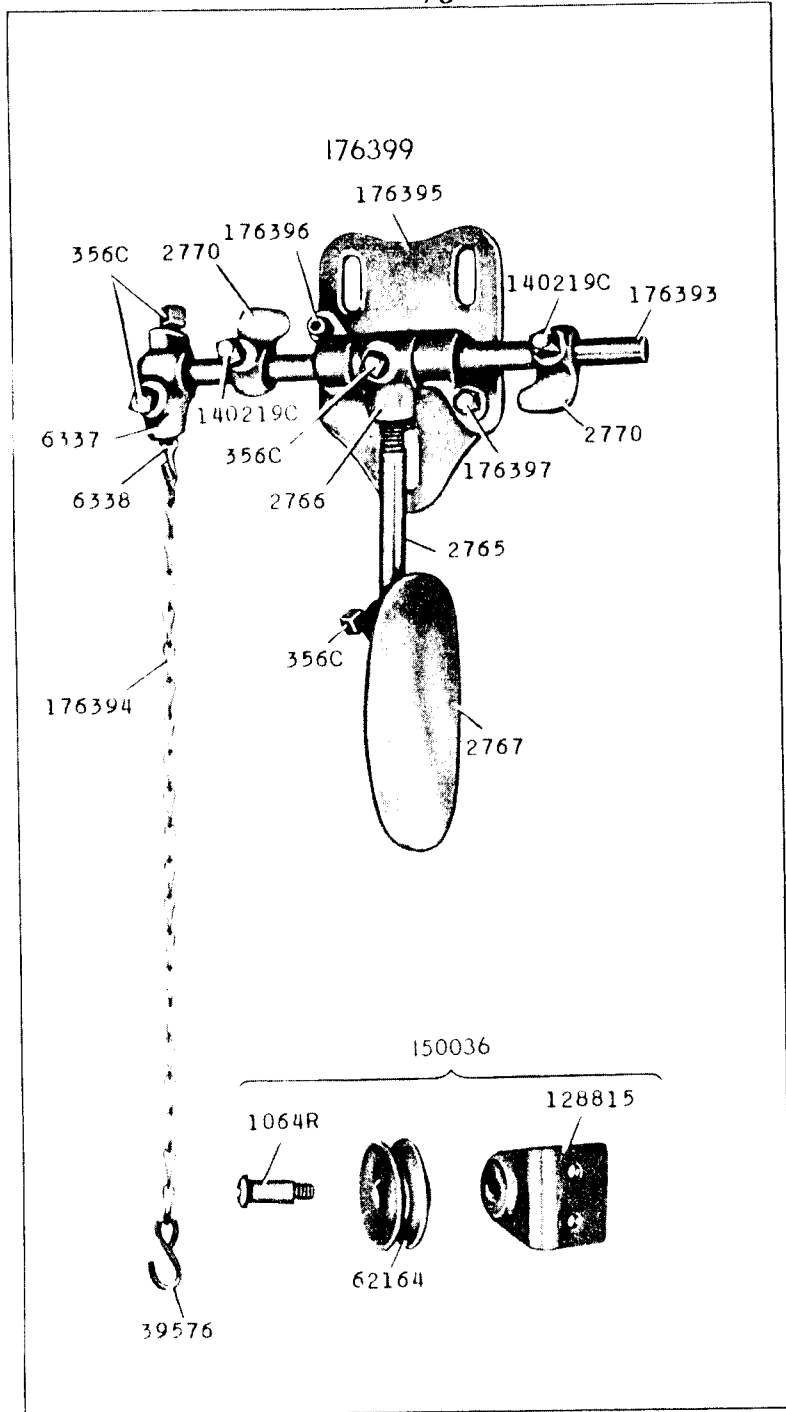
22674-1/4



22675-1/4

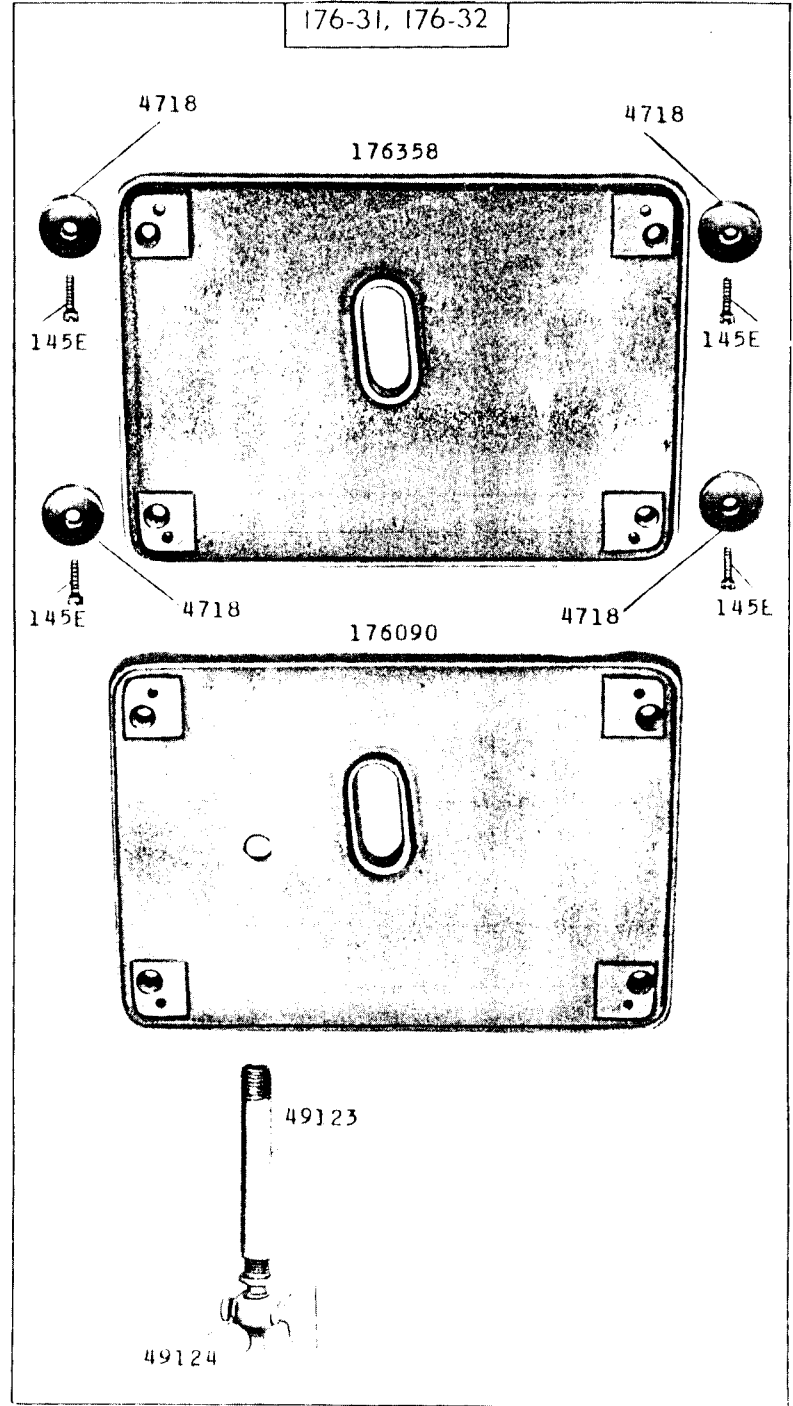


25461-1/3



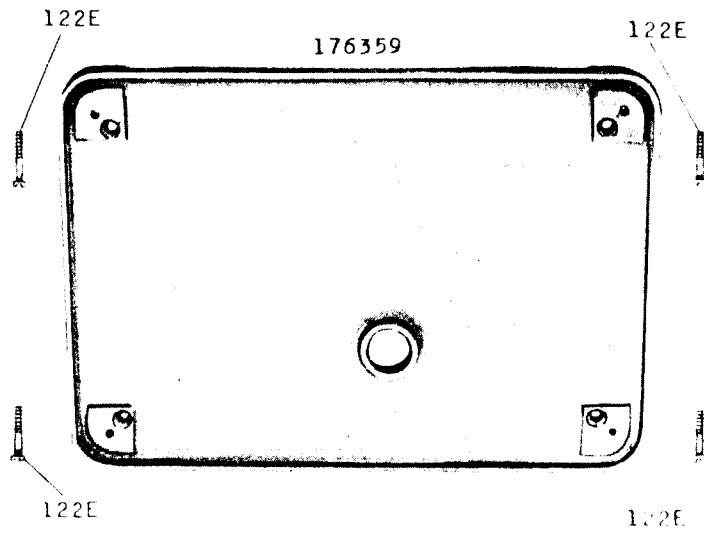
25462-1/3

176-31, 176-32


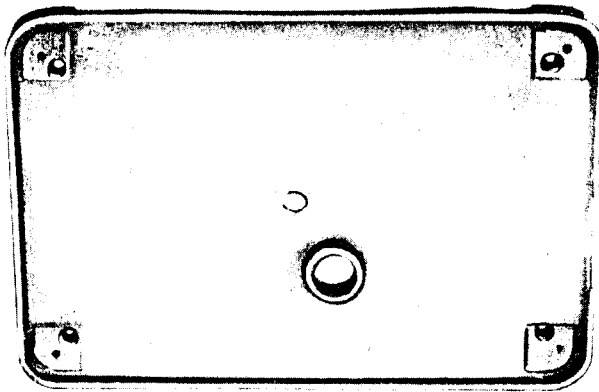


25463-1/4

176-33

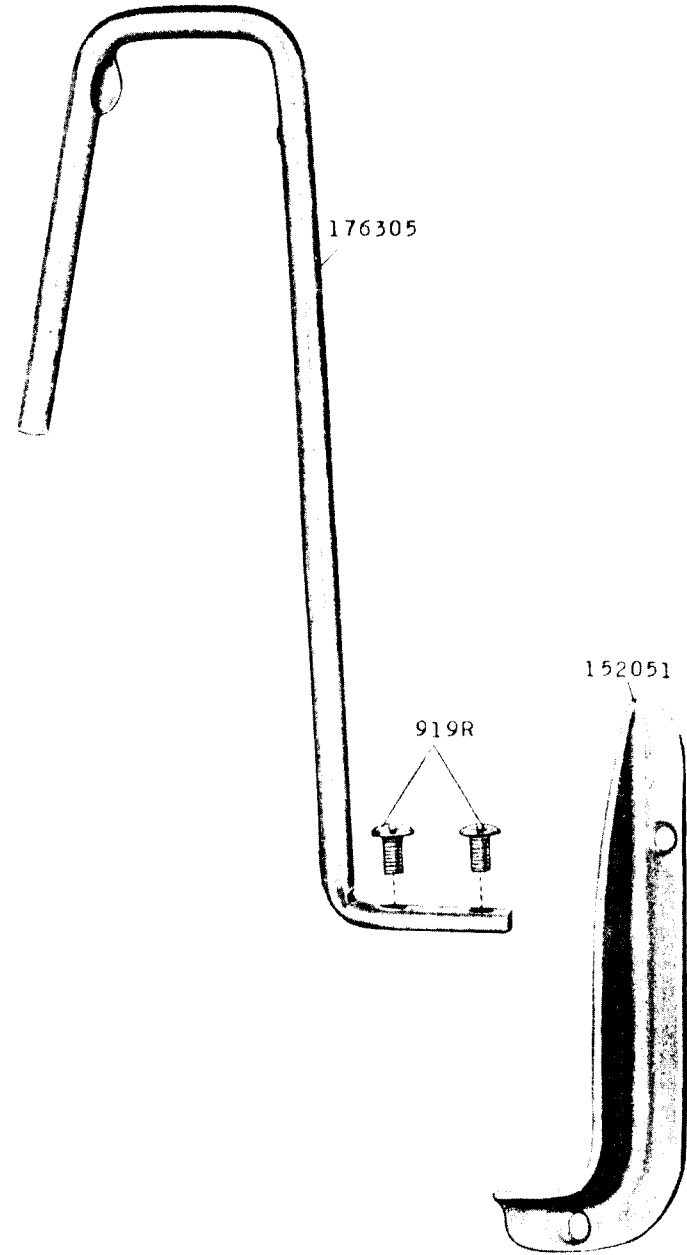


176184



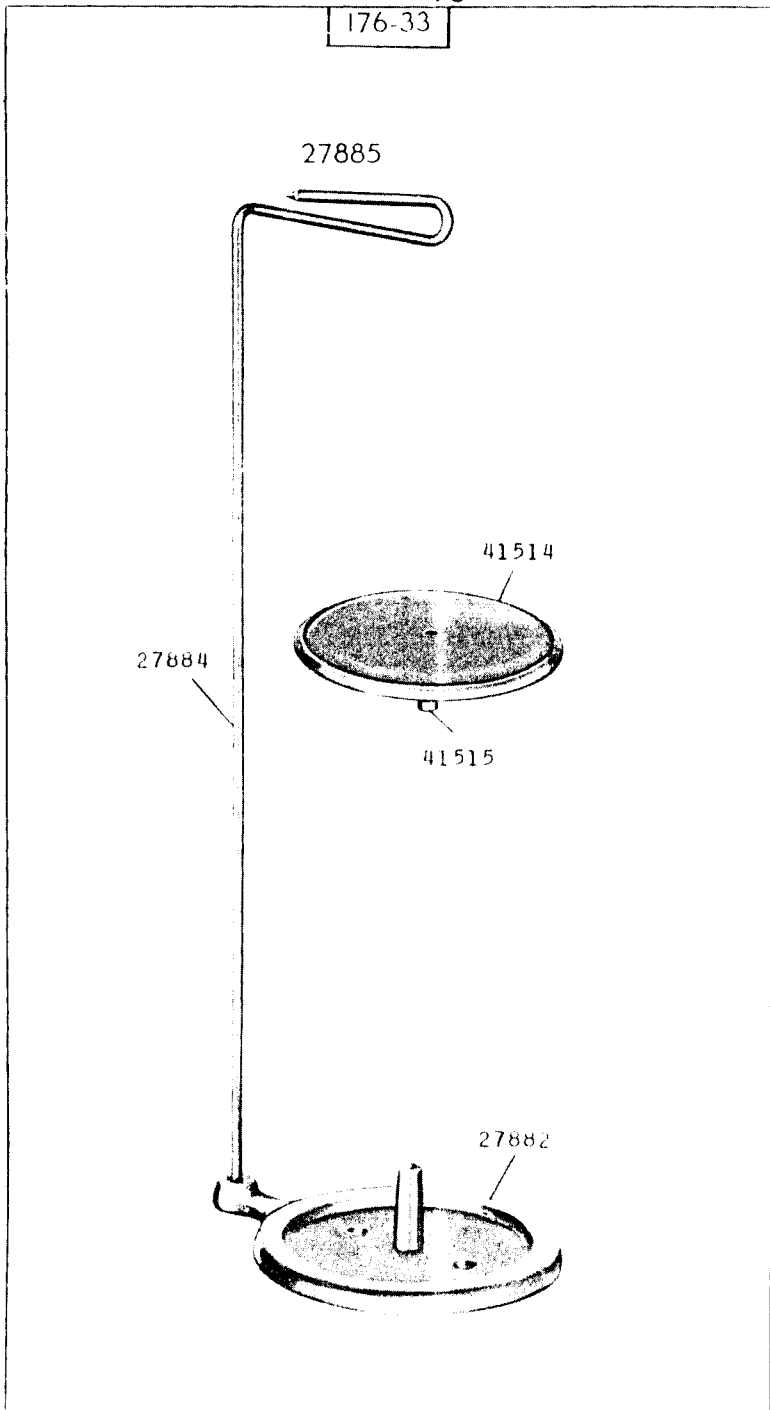
25464-1/2

176-31, 176-32



25465-1/3

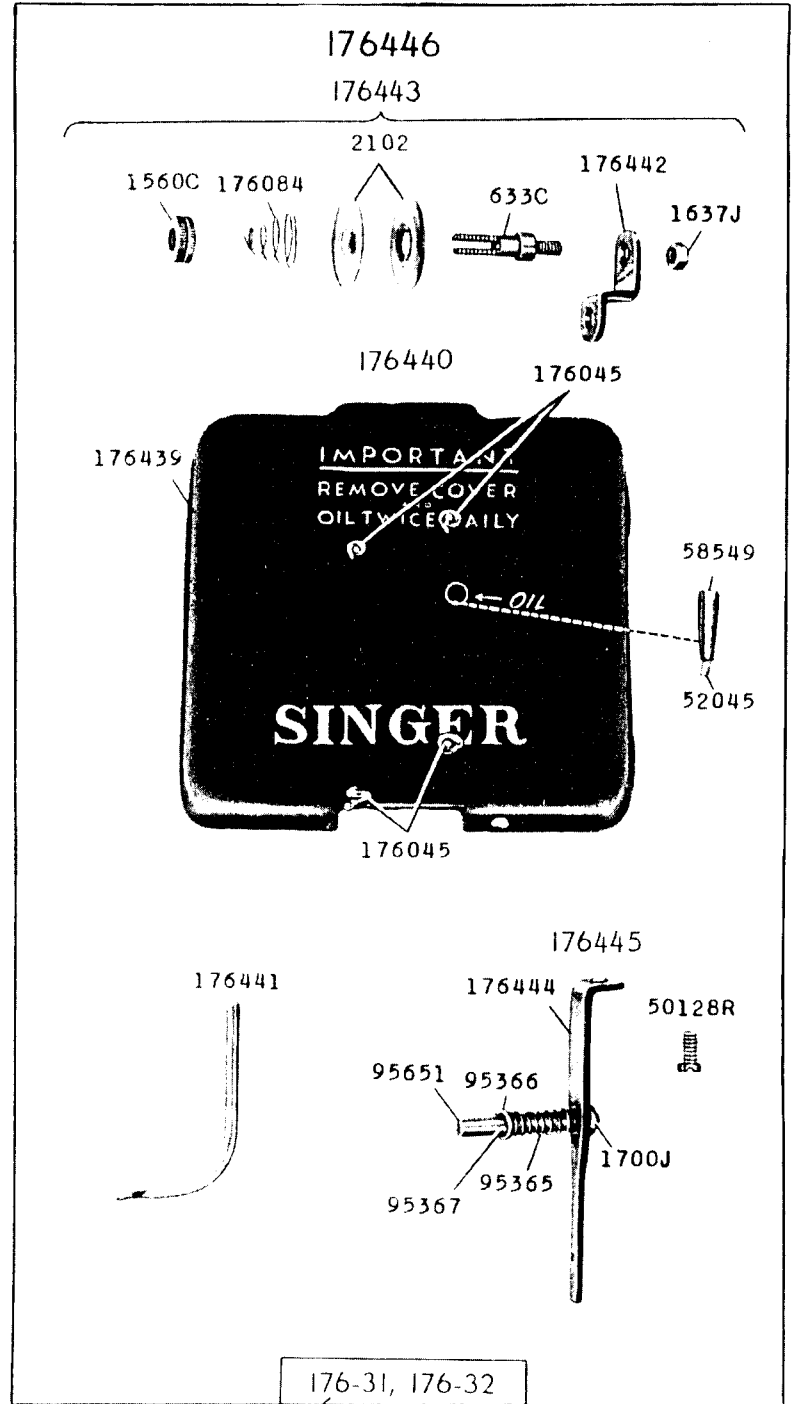
176-33



25466-1/2

176446

176443



176-31, 176-32