

# **SINGER**

**17W1, W2, W3, W5, W9, W10, W11**

# PRICE LIST

OF

# PARTS



**MACHINES**  
**17w1 to 17w3, 17w5**  
**and 17w9 to 17w11**

THE SINGER MANUFACTURING COMPANY

## INDEX

---

	PAGE
ACCESSORIES.....	70
BINDERS.....	79
BOBBIN WINDER.....	70
FEED DOGS.....	74
FOOT LIFTER.....	73
KNEE LIFTER.....	71
MACHINE No. 17w1.....	7
"    "    17w2.....	16
"    "    17w3.....	21
"    "    17w5.....	33
"    "    17w9.....	43
"    "    17w10.....	52
"    "    17w11.....	61
NUMERICAL LIST OF PARTS.....	75
OBSOLETE PARTS.....	73
PRESSER FEET.....	75
THROAT PLATES.....	76
UNDER DRIVER.....	81

# Instructions for Ordering

In ordering from this list, use **ONLY** the **PART** number in the **FIRST** column.

The number stamped on a Sewing Machine Part is the number of the Single Part only, except when the part includes Set Screws, Clamping Screws, Studs and Rollers Spun on, Small Wires riveted, or Parts soldered together, etc., which it is necessary to furnish in combination.

Every combination of parts sent out has its specific number which, although not stamped on Parts (except in above cases) must be used when ordering the combination.

Each number always indicates the **SAME PART** in whatever list it appears, or for whatever Machine.

The letters after some of the numbers indicate the style of finish only, as follows:

- A. Hardened, Polished and Plated.
- B. Polished and Plated.
- C. Hardened only.
- D. Polished only.
- E. Soft, not polished.
- F. Hardened and Polished.
- H. Blued.

These letters **MUST BE USED** when they appear in the list and **AFTER** the number, as in the list.

In this series

200001 to 201500 are Screw Numbers.

201501 to 201800 are Nut Numbers.

201801 to 202000 are Roller Numbers.

202001 and upward are numbers of Machine Parts.

The figures in the second column refer only to the plate in which the illustration of the part is shown and are **NOT TO BE USED** in ordering.

Two or more numbers over a cut indicate that the difference between such parts is not visible in an illustration.

Parts marked with an asterisk (\*) are furnished only when repairs are made at the factory.

## LIST OF PARTS COMPLETE

FOR

### MACHINE No. 17w1

For Overseaming and Zigzag Stitching.

No.	Plate	Name	Each
*204920	----	Arm .....	\$ ---
*215703	----	" 204920 with 200439c, 202036 and 204705 .....	---
204463	10433	Arm Cap .....	10
200278H	12311	" " Screw .....	05
202248H	10673	" " " Washer .....	05
201235	10435	" Position Pin (2) .....	02
200963E	12311	" Screw (3) .....	06
202005	10673	" " Washer (3) .....	01
204291	12811	" Shaft .....	2 00
204705	12670	" " Bushing (front) .....	35
200439c	12311	" " " Position Screw .....	05
204465	12837	" " Connection with four 200054E (2) .....	75
200054E	10673	Arm Shaft Connection Screw .....	03
204471	12840	Balance Wheel, 5 1/4 in. diam. (belt groove 3 in. diam.), with 200328c and 200335c	1 00
200062H	12311	Balance Wheel Adjusting Screw .....	07
200328c	12311	" " Position Screw .....	04
200335c	12311	" " Set Screw .....	04
*204872	----	Bed .....	---
*208652	----	" 204872 with 202062, 204245, 204393 and two 200546E .....	---
202258	12153	Bed Hinge Connection (2) .....	08
200570E	12311	" " " Screw (4) .....	05
206105	12836	" Slide (back) .....	30
204739	10433	" " (front) .....	20
204178	10649	Bobbin .....	05
208384	12823	" Case (solid center bearing) with 204181 .....	60
204181	10649	Bobbin Case Position Finger .....	01
204182	10649	" " Tension Spring .....	10
200598E	10649	" " " " Regulating Screw .....	02
200592E	10649	Bobbin Case Tension Spring Screw .....	02
208385	12823	Bobbin Case complete, Nos. 200592E, 200598E, 204182 and 208384 .....	75
200459D	10435	Cloth Guide Thumb Screw .....	10

No.	Plate	Name	Each
204907	—	Face Plate with 200366R, 200368R, 202087, 202090, 204185, 204281 and two 200397R .....	\$1 00
200053C	10435	Face Plate Screw (2) .....	04
204185	10435	" " Thread Guide .....	03
200397R	10675	" " " " Set Screw ....	02
204908	12840	Face Plate complete, Nos. 200286E, 200577R, 201527R, 202088, 204059, 204280, 204907, 204933, 204934 and 206639 ....	2 65
204875	10663	Feed Bar with 204189 .....	60
206594	—	" " 204875 with 200214E, 201525E and 204877 .....	1 10
200214E	10435	Feed Bar Hinge Screw .....	12
201525E	10435	" " " " Nut .....	03
204188	10435	" " Spring .....	03
204189	10435	" " " Hook .....	01
207650	10629	" Dog, for 207394 .....	50
200106E	10435	" " Screw (2) .....	02
210779	—	" Driving Cam .....	45
204191	10662	" " " 210779 with 200378C and 200437C .....	50
206079	12826	Feed Driving Cam Fork Lever with 204293 and 204928 .....	80
204193	12670	Feed Driving Cam Fork Lever Connection with 200668C and 201525E .....	35
204194	10438	Feed Driving Cam Fork Lever Connection Clamp with 200031C .....	45
200031C	10438	Feed Driving Cam Fork Lever Connection Clamp Pinch Screw .....	04
200668C	10438	Feed Driving Cam Fork Lever Connection Clamp Screw Stud .....	06
201525E	10435	Feed Driving Cam Fork Lever Connection Clamp Screw Stud Nut .....	03
200002E	10644	Feed Driving Cam Fork Lever Connection Hinge Screw .....	07
201522E	10673	Feed Driving Cam Fork Lever Connection Hinge Screw Nut .....	03
*204928	—	Feed Driving Cam Fork Lever Shaft ....	—
204197	10662	" " " " " " Col- lar with 200113F .....	15
200113F	10662	Feed Driving Cam Fork Lever Shaft Col- lar Set Screw .....	03
204293	10662	Feed Driving Cam Fork Lever Shaft Posi- tion Pin .....	01
204968	10662	Feed Driving Cam Fork Lever Shaft Sleeve (split) .....	15
200043C	12311	Feed Driving Cam Fork Lever Shaft Sleeve Set Screw .....	04
201524E	10673	Feed Driving Cam Fork Lever Shaft Sleeve Set Screw Nut .....	03

No.	Plate	Name	Each
206080	—	Feed Driving Cam Fork Lever complete, Nos. 204194 and 206079 .....	\$1 25
200437C	12311	Feed Driving Cam Position Screw .....	06
200378C	12311	" " " Set Screw .....	02
204294	12841	" " Rock Shaft .....	35
206555	—	" " " " 204294 with 200002E, 201522E and 204193 .....	80
202305C	10662	Feed Driving Rock Shaft Center (2) ....	06
200043C	12311	" " " " " Set Screw (2) .....	04
204877	10663	Feed Driving Rock Shaft Crank with 204189 (on right side) and two 200383C .....	35
200383C	10435	Feed Driving Rock Shaft Crank Set Screw .....	02
204201	10662	Feed Lifting Cam Crank with 200335C, 200431C, 200669C and 201530E .....	1 00
200431C	10662	Feed Lifting Cam Crank Position Screw .....	08
200335C	12311	" " " " Set Screw .....	04
204202	10662	" " " Fork with 200027E .....	75
200027E	10673	" " " " Pinch Screw ....	04
204878	12670	" " Rock Shaft with 204264 ....	30
204503	—	" " " " 204878 with 200942E and 204204 .....	50
202305C	10662	Feed Lifting Rock Shaft Center (2) ....	06
200043C	12311	" " " " " Set Screw (2) .....	04
201204	12828	Feed Lifting Rock Shaft Slide Block .....	15
200942E	10673	" " " " " " " Hinge Screw .....	05
204264	10445	Feed Lifting Rock Shaft Slide Block Posi- tion Pin .....	01
204206	12826	Feed Regulating Handle .....	10
204207	—	" " " 204206 with 200098E, 202622, 204208 to 204210, 204213 and 204925 .....	55
204208	10438	Feed Regulating Handle Adjustable Stop .....	05
200098E	10438	" " " " " " " Screw .....	03
204925	10675	Feed Regulating Handle Adjustable Stop Screw Washer .....	01
204209	10438	Feed Regulating Handle Position Pin ..	01
204210	10438	" " " Shaft .....	20
204211	10438	" " " " Crank with 200098E .....	20
204212	10438	Feed Regulating Handle Shaft Crank Link .....	15
200271E	10438	Feed Regulating Handle Shaft Crank Link Hinge Screw (lower) .....	05
200291E	10438	Feed Regulating Handle Shaft Crank Link Hinge Screw (upper) .....	05

## Parts for Machine No. 17w1

No.	Plate	Name	Each
200098r	10438	Feed Regulating Handle Shaft Crank Set Screw .....	\$ 03
204213	10438	Feed Regulating Handle Shaft Sleeve (split) .....	15
200362c	10441	Feed Regulating Handle Shaft Sleeve Set Screw .....	03
202622	10438	Feed Regulating Handle Shaft Sleeve Washer .....	01
202036	10438	Feed Regulating Handle Stop Pin .....	01
204214	—	Feed Regulating Handle complete, Nos. 200291e, 204207, 204211 and 204212 .....	95
204535	12822	Hook (sewing) with 204217 .....	1 75
204217	10649	" Bobbin Case Stud .....	10
204880	10665	" Bracket with 200379c, two 200380c and three 204234 .....	80
204881	—	Hook Bracket 204880 with 204226c .....	1 20
204930	—	" " 204881 with 204224, 204225, 204324, 204539, two each 204223 and 204233 .....	2 25
200379c	10665	Hook Bracket Adjusting Screw (lower) .....	02
200380c	12319	" " " " (upper) .....	02
204539	10458	" " Bobbin Case Stop (hinged) .....	40
204223	10665	" " " " Hinge Pin .....	01
204224	10665	" " " " Latch .....	20
204223	10665	" " " " " " .....	01
204225	10665	Hook Bracket Bobbin Case Stop Latch Spring .....	02
200085c	10649	Hook Bracket Screw (2) .....	03
206095	—	Hook Bracket complete, Nos. 204535 and 204930 .....	4 00
204910	10459	Hook Driver with 204242 and 204243 .....	1 25
204885	10669	" " Bevel Gear, 25 teeth, with two 200348c .....	75
200348c	10665	Hook Driver Bevel Gear Set Screw .....	03
208246	—	" " Crank .....	40
204240	10649	" " " 208246 with 200378c, 200662c, 201530e and two 200348c .....	60
204241	10662	Hook Driver Crank Link .....	25
200669c	10665	" " " " Stud .....	06
201530e	10665	" " " " Nut .....	04
200348c	10665	" " " Set Screw (long) .....	03
200378c	12311	" " " " (short) .....	02
200662c	10665	" " " Stud .....	07
201530e	10665	" " " Nut .....	04
204243	10649	" " Pin .....	01
204242	12821	" " Washer .....	01
204887	10669	" Driving Bevel Gear (intermediate), 24 teeth .....	75

## Parts for Machine No. 17w1

No.	Plate	Name	Each
204888	—	Hook Driving Bevel Gear (intermediate) Bracket .....	\$ 50
206078	10669	Hook Driving Bevel Gear (intermediate) Bracket 204888 with 200772c, 201514e and 204887 .....	1 45
200041e	10669	Hook Driving Bevel Gear (intermediate) Bracket Screw (2) .....	05
200772c	10669	Hook Driving Bevel Gear (intermediate) Bracket Screw Stud .....	15
201514e	10669	Hook Driving Bevel Gear (intermediate) Bracket Screw Stud Nut .....	04
204890	12670	Hook Driving Bevel Gear (intermediate) Oil Guard .....	15
200113r	10662	Hook Driving Bevel Gear (intermediate) Oil Guard Screw (2) .....	03
204886	10669	Hook Driving Bevel Gear Shaft, 25 teeth .....	1 50
204393	12828	" " " " Bushing .....	12
204891	12841	" " Shaft .....	1 60
204245	12670	" " " Bearing .....	20
202126	12821	" " " " Position Pin .....	01
200516e	12311	" " " " Screw .....	08
204246	10662	" " " Collar with two 200383c .....	20
200383c	10435	" " " " Set Screw .....	02
204226c	12822	" Race, .156 in. thick, 1.906 in. diam. .....	40
204324	10457	" " Cap (steel) .....	15
204230	10665	" " " Spring .....	02
204233	12820	" " " " 204230 with 200802e .....	10
200802e	12820	" " " " Screw .....	10
204234	10665	" " Position Pin .....	01
202145	12826	Knee Lifter Connection Lever with 202446 .....	07
227312	—	Knee Lifter Connection Lever 202445 with 200224u, 200262u, 227303 and 227308 .....	50
200224u	10644	Knee Lifter Connection Lever Hinge Screw .....	12
227308	12841	Knee Lifter Connection Lever Lifting Rod with 202302 .....	05
202302	12321	Knee Lifter Connection Lever Lifting Rod Cotter Pin .....	01
202446	12821	Knee Lifter Connection Lever Pin .....	03
227303	12841	" " Lifting Lever .....	12
200262u	12820	" " " " Hinge Screw .....	10
208613	—	Needle Bar (hollow) .....	75
204247	10433	" " 208613 with 200125e, 200175e and 204250 .....	80
204911	12827	Needle Bar Connecting Link .....	50
200237c	12820	" " " " Hinge Screw Stud .....	12

No.	Plate	Name	Each
201519E	12820	Needle Bar Connecting Link Hinge Screw Stud Nut .....	\$ 03
206024	12828	Needle Bar Connecting Stud with two 200387c .....	35
200387c	12820	Needle Bar Connecting Stud Set Screw .....	02
204913	12836	" " Frame .....	1 00
204916	12825	" " " Driving Cam with two 200347c .....	1 50
204917	12836	Needle Bar Frame Driving Cam Cover .....	50
200571B	10644	" " " " " " Screw (3) .....	05
204918	12825	Needle Bar Frame Driving Cam Follower .....	35
200347c	12321	" " " " " Set Screw .....	03
204919	12838	Needle Bar Frame Pitman with 200741c, 201531E, 204921 and two 200110B .....	1 35
200741c	10671	Needle Bar Frame Pitman Ball Screw .....	10
*204921	---	" " " " " " Cap .....	---
200110B	10649	" " " " " " Screw .....	02
201531E	---	Needle Bar Frame Pitman Ball Screw Nut .....	03
204922	10671	Needle Bar Frame Pitman Connection (adjustable) .....	50
204841	---	Needle Bar Frame Pitman Connection 204922 with 204923 .....	60
204926	---	Needle Bar Frame Pitman Connection 204841 with 204919, 204924 and two 200110B .....	2 00
204923	10671	Needle Bar Frame Pitman Connection Bearing .....	10
204924	12821	Needle Bar Frame Pitman Connection Clamp Washer .....	03
200110B	10649	Needle Bar Frame Pitman Connection Clamp Washer Screw .....	02
200791c	12820	Needle Bar Frame Pitman Connection Slide .....	15
206505	12821	Needle Bar Frame Pitman Connection Slide Stop .....	10
203992	12821	Needle Bar Frame Pitman Connection Slide Stop Pin .....	01
200135c	12820	Needle Bar Frame Pitman Connection Slide Stop Screw .....	03
225908	12821	Needle Bar Frame Pitman Connection Slide Stop Screw Washer .....	02
202104	12821	Needle Bar Frame Pitman Connection Slide Washer .....	01
201581B	12820	Needle Bar Frame Pitman Connection Slide Wing Nut .....	12

No.	Plate	Name	Each
204944	---	Needle Bar Frame Pitman Connection complete, Nos. 200791c, 201581B, 202104 and 204926 .....	\$2 30
204929	12827	Needle Bar Frame Regulator with 202090, 203992 and 204928 .....	1 35
*204928	---	Needle Bar Frame Regulator Shaft .....	---
202574	10662	" " " " Collar with 200380c .....	15
200380c	12319	Needle Bar Frame Regulator Shaft Collar Set Screw .....	02
202090	10675	Needle Bar Frame Regulator Shaft Pin .....	01
200110c	10644	" " " Screw Center (lower or upper) .....	06
201517c	10669	Needle Bar Frame Screw Center Nut (lower or upper) .....	05
204250	12823	Needle Bar Thread Guide .....	03
200175E	10649	" " " " Screw .....	02
200125E	10649	" Set Screw .....	02
204251	10433	Presser Bar (hollow) with 200074E .....	80
201252	10441	" " Lifter .....	20
200550c	10441	" " " Hinge Screw .....	08
208609	12828	" " Lifting Bracket .....	35
204931	---	" " " " 208609 with 200650E and 201525E .....	50
201254	10441	Presser Bar Lifting Bracket Position Guide .....	30
200362c	10441	Presser Bar Lifting Bracket Position Guide Set Screw .....	03
204327	---	Presser Bar Packing Washer (felt) .....	25
200504E	10673	Presser Bar Screw Bushing (lower) .....	05
204255	10441	" " Spring .....	10
200491B	10441	" " Thumb Screw (pressure regulating) .....	25
207187	12829	Presser Foot .....	50
200074E	10441	" " Screw .....	03
202068	12153	Spool Holder Base .....	15
200575B	12311	" " " Screw .....	05
204296	12153	" " Wire .....	10
200079B	12311	" " " Hinge Screw .....	02
204297	12153	Spool Holder complete Nos. 200079B, 202068 and 204296 .....	25
204969	12838	Take-up Cam with 20237c, 200335c, 200383c, 200430c, 201519E and 204911 .....	2 00
203172	10445	Take-up Cam Friction Washer .....	05
200430c	10415	" " Position Screw .....	08
200383c	10435	" " " Check Screw .....	02
200335c	12311	" " Set Screw .....	04
204262	10445	" Lever with 204265 .....	60
206556	---	" " 204262 with 204263 .....	75

No.	Plate	Name	Each
204263	10445	Take-up Lever Bearing with 204261	\$ 15
204264	10445	" " " Position Pin	01
200042F	10445	" " " Screw	05
204265	10445	" " Oil Guard	05
201816	10445	" " Roller	12
204266	10445	Take-up Lever complete, Nos. 200042F, 201816 and 206556	90
202402	10675	Tension Disc	05
202090	10675	" " Position Pin	01
204933	12824	" Release Lever	30
200286F	10671	" " " Hinge Screw	05
201527H	10669	" " " " " Nut	03
204934	10671	" " " " " Washer	04
200650F	10671	" " " Switch Screw Stud	10
201525E	10435	" " " " " " "	03
		Nut	03
202407	10675	Tension Spring	05
200632B	10675	" Stud	20
200397H	10675	" " Set Screw	02
201572B	10675	" Thumb Nut	04
204271	10675	" Washer	05
206639	10675	Tension complete, Nos. 200632B, 201572B, 202407, 204271 and two 202402	45
204274	10675	Thread Controller Plate	12
200577H	12311	" " " Screw	02
202098	10675	" " Roller	05
204275	10675	" " " Guard	10
202084	10675	" " " Washer	01
200300C	10675	" " " Screw	01
204276	10675	" " Spring (Per 100 \$1.25)	03
204333	10675	" " " Guard	08
200581H	10675	" " " Screw	02
202087	10675	" " " Stop	03
202088	10675	" " " Stud with 204925	10
200366H	10675	" " " Set Screw	02
204925	10675	" " " Washer	01
205987	10675	Thread Controller complete, Nos. 200300C, 200581H, 202084, 202098, 204274, 204275 and 204333	42
204280	10675	Thread Controller and Spring complete, Nos. 204276 and 205987	45
204459	10663	Thread Guide	02
202412	12823	" " "	06
204281	10675	" Retainer Guide Wire	01
202091	10675	" " Sleeve	05
202092	10675	" " Spring	01
204058B	10675	" " Stud	07
200368H	10675	" " " Set Screw	02
204059	10675	Thread Retainer complete, Nos. 202091, 202092 and 204058B	15

No.	Plate	Name	Each
207394	10629	Throat Plate, 53 needle hole, for needle sizes 12 and 13, for 207650	\$ 50
202062	12821	Throat Plate Position Pin	01
200577H	12311	" " Screw	02

## LIST OF PARTS COMPLETE

FOR

## MACHINE No. 17w2

For Overseaming and Zigzag Stitching.

No.	Plate	Name	Each
*204920	—	Arm	\$ —
*215773	—	" 204920 with 200439c, 202036 and 206101	—
204163	10433	Arm Cap	10
200278H	12311	" " Screw	05
202248H	10673	" " Washer	05
204235	10435	" Position Pin (2)	02
200963E	12311	" Screw (3)	06
202005	10673	" Washer (3)	01
204291	12841	" Shaft	2 00
206101	12838	" " Bushing (front)	35
200439C	12311	" " Position Screw	05
204165	12837	" " Connection with four 200054E (2)	75
200054E	10673	Arm Shaft Connection Screw	03
204174	12840	Balance Wheel, 5½ in. diam. (belt groove 3 in. diam.), with 200228c and 200335c	1 00
200062H	12311	Balance Wheel Adjusting Screw	07
200328C	12311	" " Position Screw	04
200335C	12311	" " Set Screw	04
*204872	—	Bed	—
*208652	—	" 204872 with 202062, 204245, 204393 and two 200516E	—
202258	12153	Bed Hinge Connection (2)	08
200570E	12311	" " " Screw (4)	05
206105	12836	" Slide (back)	30
204739	10433	" " (front)	20
204178	10649	Bobbin	05
208382	12823	" Case (solid center bearing) with 204181	60
204181	10649	Bobbin Case Position Finger	01
204531	12823	" " Tension Spring	10
200598F	10649	" " " " Regulating Screw	02
200592F	10649	Bobbin Case Tension Spring Screw	02
208383	12823	Bobbin Case complete, Nos. 200592F, 200598F, 204531 and 208382	75
200459D	10435	Cloth Guide Thumb Screw	10

No.	Plate	Name	Each
204907	—	Face Plate with 200366H, 200368H, 202087, 202090, 204185, 204281 and two 200397H	\$1 00
200053C	10435	Face Plate Screw (2)	04
204185	10435	" " Thread Guide	03
200397H	10675	" " " " Set Screw	02
204908	12840	Face Plate complete, Nos. 200286E, 200577H, 201527H, 202088, 204059, 204280, 204907, 204933, 204934 and 206639	2 65
204875	10663	Feed Bar with 204189	60
206594	—	" " 204875 with 200214E, 201525E and 204877	1 10
200214E	10435	Feed Bar Hinge Screw	12
201525E	10435	" " " " Nut	03
201188	10435	" " Spring	03
204189	10435	" " Hook	01
207649	10632	" Dog, for 207397	50
200106E	10435	" " Screw (2)	02
210779	—	" Driving Cam	45
204191	10662	" " " 210779 with 20037Sc and 200437c	50
206079	12826	Feed Driving Cam Fork Lever with 204293 and 204928	80
204193	12670	Feed Driving Cam Fork Lever Connection with 20066Sc and 201525E	35
204194	10438	Feed Driving Cam Fork Lever Connection Clamp with 200031c	45
200031c	10438	Feed Driving Cam Fork Lever Connection Clamp Pinch Screw	04
200668c	10438	Feed Driving Cam Fork Lever Connection Clamp Screw Stud	06
201525E	10435	Feed Driving Cam Fork Lever Connection Clamp Screw Stud Nut	03
200002E	10644	Feed Driving Cam Fork Lever Connection Hinge Screw	07
201522E	10673	Feed Driving Cam Fork Lever Connection Hinge Screw Nut	03
*204928	—	Feed Driving Cam Fork Lever Shaft	—
204197	10662	" " " " " " Col- lar with 200113F	15
200113F	10662	Feed Driving Cam Fork Lever Shaft Col- lar Set Screw	03
204293	10662	Feed Driving Cam Fork Lever Shaft Position Pin	01
204968	10662	Feed Driving Cam Fork Lever Shaft Sleeve (split)	15
200043c	12311	Feed Driving Cam Fork Lever Shaft Sleeve Set Screw	04
201524E	10673	Feed Driving Cam Fork Lever Shaft Sleeve Set Screw Nut	03



No.	Plate	Name	Each
206080	—	Feed Driving Cam Fork Lever complete, Nos. 204194 and 206079 .....	\$1 25
200437c	12311	Feed Driving Cam Position Screw .....	06
200378c	12311	" " " Set Screw .....	02
204294	12841	" " Rock Shaft .....	35
206555	—	" " " " 204294 with 200002E, 201522E and 204193 .....	80
202305c	10662	Feed Driving Rock Shaft Center (2) .....	06
200043c	12311	" " " " " Set Screw (2) .....	04
204877	10663	Feed Driving Rock Shaft Crank with 204189 (on right side) and two 200383c .....	35
200383c	10435	Feed Driving Rock Shaft Crank Set Screw .....	02
204201	10662	Feed Lifting Cam Crank with 200335c, 200431c, 200669c and 201530E .....	1 00
200431c	10662	Feed Lifting Cam Crank Position Screw .....	08
200335c	12311	" " " " Set Screw .....	04
204202	10662	" " " Fork with 200027E .....	75
200027E	10673	" " " " Pinch Screw .....	04
204878	12670	" " Rock Shaft with 204264 .....	30
204503	—	" " " " 204878 with 200942E and 204204 .....	50
202305c	10662	Feed Lifting Rock Shaft Center (2) .....	06
200043c	12311	" " " " " Set Screw (2) .....	04
204204	12828	Feed Lifting Rock Shaft Slide Block .....	15
200942E	10673	" " " " " " Hinge Screw .....	05
204264	10445	Feed Lifting Rock Shaft Slide Block Position Pin .....	01
204206	12826	Feed Regulating Handle .....	10
204207	—	" " " 204206 with 200098E, 202622, 204208 to 204210, 204213 and 204925 .....	55
204208	10438	Feed Regulating Handle Adjustable Stop .....	05
200098E	10438	" " " " " " Screw .....	03
204925	10675	Feed Regulating Handle Adjustable Stop Screw Washer .....	01
204209	10438	Feed Regulating Handle Position Pin .....	01
204210	10438	" " " Shaft .....	20
204211	10438	" " " " Crank with 200098E .....	20
204212	10438	Feed Regulating Handle Shaft Crank Link .....	15
200271E	10438	Feed Regulating Handle Shaft Crank Link Hinge Screw (lower) .....	05
200291E	10438	Feed Regulating Handle Shaft Crank Link Hinge Screw (upper) .....	05

No.	Plate	Name	Each
200098E	10438	Feed Regulating Handle Shaft Crank Set Screw .....	\$ 03
204213	10438	Feed Regulating Handle Shaft Sleeve (split) .....	15
200362c	10441	Feed Regulating Handle Shaft Sleeve Set Screw .....	03
202622	10438	Feed Regulating Handle Shaft Sleeve Washer .....	01
202036	10438	Feed Regulating Handle Stop Pin .....	01
204214	—	Feed Regulating Handle complete, Nos. 200291E, 204207, 204211 and 204212 .....	95
204935	12822	Hook (sewing) with 204217 .....	1 50
204217	10649	" Bobbin Case Stud .....	10
204936	10458	" Bracket with 200379c, two 200380c and three 204234 .....	80
204937	—	Hook Bracket 204936 with 204941 .....	1 20
204938	—	" " 204937 with 20422 , 204225, 204539, 204942, two each 204223 and 204231 .....	2 25
200379c	10665	Hook Bracket Adjusting Screw (lower) ..	02
200380c	12319	" " " " (upper) ..	02
204539	10458	" " Bobbin Case Stop (hinged) ..	40
204223	10665	" " " " " Hinge Pin ..	01
204224	10665	" " " " " Latch ..	20
204223	10665	" " " " " " Hinge Pin .....	01
204225	10665	Hook Bracket Bobbin Case Stop Latch Spring .....	02
200085c	10649	Hook Bracket Screw (2) .....	03
204939	10457	Hook Bracket complete, Nos. 204935 and 204938 .....	3 75
204940	10459	Hook Driver with 204242 and 204243 .....	1 25
204885	10669	" " Bevel Gear, 25 teeth, with two 200348c .....	75
200348c	10665	Hook Driver Bevel Gear Set Screw .....	03
208246	—	" " Crank .....	40
204240	10649	" " " 208246 with 200378c, 200662c, 201530E and two 200348c .....	60
204241	10662	Hook Driver Crank Link .....	25
200669c	10665	" " " " Stud .....	06
201530E	10665	" " " " " Nut .....	04
200348c	10665	" " " Set Screw (long) ..	03
200378c	12311	" " " " " (short) ..	02
200662c	10665	" " " Stud .....	07
201530E	10665	" " " " Nut .....	04
204243	10649	" " Pin .....	01
204242	12821	" " Washer .....	01
204887	10669	" Driving Bevel Gear (inter mediate), 24 teeth .....	75

No.	Plate	Name	Each
204888	—	Hook Driving Bevel Gear (intermediate)	
		Bracket .....	\$ 50
206078	10669	Hook Driving Bevel Gear (intermediate)	
		Bracket 204888 with 200772c, 201514E	
		and 204887 .....	1 45
200041E	10669	Hook Driving Bevel Gear (intermediate)	
		Bracket Screw (2) .....	05
200772c	10669	Hook Driving Bevel Gear (intermediate)	
		Bracket Screw Stud .....	15
201514E	10669	Hook Driving Bevel Gear (intermediate)	
		Bracket Screw Stud Nut .....	04
204890	12670	Hook Driving Bevel Gear (intermediate)	
		Oil Guard .....	15
200113F	10662	Hook Driving Bevel Gear (intermediate)	
		Oil Guard Screw (2) .....	03
204886	10669	Hook Driving Bevel Gear Shaft, 25 teeth	1 50
204393	12828	" " " " " Bushing	12
204891	12841	" " Shaft .....	1 60
204245	12670	" " " Bearing .....	20
202126	12821	" " " " Position Pin ....	01
200516E	12311	" " " " Screw .....	08
204246	10662	" " " Collar with two 200383c	20
200383c	10435	" " " " Set Screw .....	02
204941	10459	" Race, .156 in. thick, 1.906 in. diam...	40
204942	10458	" " Cap (iron) .....	15
204230	10665	" " " Spring .....	02
204231	10665	" " " " 204230 with 200792E	12
200792E	10665	" " " " Screw .....	10
204234	10665	" " Position Pin .....	01
202445	12826	Knee Lifter Connection Lever with	
		202446 .....	07
227312	—	Knee Lifter Connection Lever 202445	
		with 200224H, 200262H, 227303 and	
		227308 .....	50
200224H	10644	Knee Lifter Connection Lever Hinge	
		Screw .....	12
227308	12841	Knee Lifter Connection Lever Lifting	
		Rod with 202302 .....	05
202302	12321	Knee Lifter Connection Lever Lifting	
		Rod Cotter Pin .....	01
202446	12821	Knee Lifter Connection Lever Pin .....	03
227303	12841	" " Lifting Lever .....	12
200262H	12820	" " " " Hinge Screw ..	10
208613	—	Needle Bar (hollow) .....	75
204247	10433	" " 208613 with 200125E, 200175E	
		and 204250 .....	80
204911	12827	Needle Bar Connecting Link .....	50
200237c	12820	" " " " Hinge Screw	
		Stud .....	12

No.	Plate	Name	Each
201519E	12820	Needle Bar Connecting Link Hinge Screw	
		Stud Nut .....	\$ 03
206024	12828	Needle Bar Connecting Stud with two	
		200387c .....	35
200387c	12820	Needle Bar Connection Stud Set Screw	02
204913	12836	" " Frame .....	1 00
204916	12825	" " " Driving Cam with two	
		200347c .....	1 50
204917	12836	Needle Bar Frame Driving Cam Cover	50
200571B	10644	" " " " " " "	
		Screw (3) .....	05
204918	12825	Needle Bar Frame Driving Cam Follower	35
200347c	12321	" " " " " " Set Screw	03
204919	12838	" " " Pitman with 200741c,	
		201531E, 204921 and two 200110B ....	1 35
200741c	10671	Needle Bar Frame Pitman Ball Screw ...	10
*204921	—	" " " " " " " Cap	—
200110B	10649	" " " " " " " "	
		Screw .....	02
201531E	—	Needle Bar Frame Pitman Ball Screw Nut	03
204922	10671	" " " " Connection (ad-	
		justable) .....	50
204841	—	Needle Bar Frame Pitman Connection	
		204922 with 204923 .....	60
204926	—	Needle Bar Frame Pitman Connection	
		204841 with 204919, 204924 and two	
		200110B .....	2 00
204923	10671	Needle Bar Frame Pitman Connection	
		Bearing .....	10
204924	12821	Needle Bar Frame Pitman Connection	
		Clamp Washer .....	03
200110B	10649	Needle Bar Frame Pitman Connection	
		Clamp Washer Screw .....	02
204943	12827	Needle Bar Frame Pitman Connection	
		Slide (double) with two 200330E ....	40
200330E	12820	Needle Bar Frame Pitman Connection	
		Slide Screw .....	04
206505	12821	needle Bar Frame Pitman Connection	
		Slide Stop .....	10
200135E	12820	Needle Bar Frame Pitman Connection	
		Slide Stop Screw .....	03
225908	12821	Needle Bar Frame Pitman Connection	
		Slide Stop Screw Washer .....	02
202104	12821	Needle Bar Frame Pitman Connection	
		Slide Washer .....	01
201581B	12820	Needle Bar Frame Pitman Connection	
		Slide Wing Nut .....	12
204945	—	Needle Bar Frame Pitman Connection	
		complete, Nos. 204926, 204943, two each	
		201581B and 202104 .....	2 65

No.	Plate	Name	Each
206102	12827	Needle Bar Frame Regulator with 202090 and 204928	\$1 35
*204928	----	Needle Bar Frame Regulator Shaft	—
202574	10662	" " " " " Collar with 200380c	15
200380c	12319	Needle Bar Frame Regulator Shaft Collar Set Screw	02
202090	10675	Needle Bar Frame Regulator Shaft Pin	01
200410c	10644	" " " Screw Center (lower or upper)	06
201517c	10669	Needle Bar Frame Screw Center Nut (lower or upper)	05
204250	12823	Needle Bar Thread Guide	03
200175E	10649	" " " " Screw	02
200125F	10649	" Set Screw	02
204251	10433	Presser Bar (hollow) with 200074F	80
204252	10441	" " Lifter	20
200550c	10441	" " " Hinge Screw	03
208609	12828	" " Lifting Bracket	35
204931	----	" " " " 208609 with 200650F and 201525E	50
204254	10441	Presser Bar Lifting Bracket Position Guide	30
200362c	10441	Presser Bar Lifting Bracket Position Guide Set Screw	03
204327	----	Presser Bar Packing Washer (felt) Per 100	25
200504E	10673	Presser Bar Screw Bushing (lower)	05
204255	10441	" " Spring	10
200491B	10441	" " Thumb Screw (pressure regulating)	25
207120	10598	Presser Foot	50
200074F	10441	" " Screw	03
202068	12153	Spool Holder Base	15
200575H	12311	" " " Screw	05
204296	12153	" " Wire	10
200079H	12311	" " " Hinge Screw	02
204297	12153	Spool Holder complete, Nos. 200079H, 202068 and 204296	25
204969	12838	Take-up Cam with 200237c, 200335c, 200383c, 200430c, 201519E and 204911	2 00
200430c	10445	Take-up Cam Position Screw	08
200383c	10435	" " " " Check Screw	02
200335c	12311	" " Set Screw	04
204262	10445	" Lever with 204265	60
206556	----	" " 204262 with 204263	75
204263	10445	" " Bearing with 204264	15
204264	10445	" " " Position Pin	01
200042F	10445	" " " Screw	05
204265	10445	" " Oil Guard	05

No.	Plate	Name	Each
201816	10415	Take-up Lever Roller	\$ 12
204266	10415	Take-up Lever complete, Nos. 200042F, 201816 and 206556	90
202402	10675	Tension Disc	05
202090	10675	" " Position Pin	01
204933	12824	" " Release Lever	30
200286F	10671	" " " Hinge Screw	05
201527H	10669	" " " " " Nut	03
204934	10671	" " " " " Washer	04
200650F	10671	" " " Switch Screw Stud	10
201525E	10435	" " " " " " Nut	03
202407	10675	Tension Spring	05
200632B	10675	" Stud	20
200397H	10675	" " Set Screw	02
201572B	10675	" Thumb Nut	04
204271	10675	" Washer	05
206639	10675	Tension complete, Nos. 200632B, 201572B, 202407, 204271 and two 202402	45
204274	10675	Thread Controller Plate	12
200577H	12311	" " " Screw	02
202098	10675	" " Roller	05
204275	10675	" " " Guard	10
202084	10675	" " " Washer	01
200300c	10675	" " " Screw	04
204276	10675	" " Spring (Per 100 \$1.25)	03
204333	10675	" " " Guard	08
200581H	10675	" " " Screw	02
202087	10675	" " " Stop	03
202088	10675	" " " Stud with 204925	10
200366H	10675	" " " " Set Screw	02
204925	10675	" " " " Washer	01
205987	10675	Thread Controller complete, Nos. 200300c, 200581H, 202084, 202098, 204274, 204275 and 204333	42
204280	10675	Thread Controller and Spring complete, Nos. 204276 and 205987	15
202412	12823	Thread Guide	06
204281	10675	" Retainer Guide Wire	01
202091	10675	" " Sleeve	05
202092	10675	" " Spring	01
204058B	10675	" " Stud	07
200368H	10675	" " " Set Screw	02
204059	10675	Thread Retainer complete, Nos. 202091, 202092 and 204058B	15
207397	10632	Throat Plate, 50 needle hole, for needle sizes 14 and 15, for 207649	50
202062	12821	Throat Plate Position Pin	01
200577H	12311	" " Screw	02

## LIST OF PARTS COMPLETE

FOR

## MACHINE No. 17w3

For Ornamental and Zigzag Stitching.

No.	Plate	Name	Each
*204920	—	Arm	\$ —
*215703	—	" 204920 with 200439c, 202036 and 204705	—
204163	10433	Arm Cap	10
200278H	12311	" " Screw	05
202248H	10673	" " Washer	05
204235	10435	" Position Pin (2)	02
200963E	12311	" Screw (3)	06
202005	10673	" Washer (3)	01
204291	12841	" Shaft	2 00
204705	12670	" Bushing (front)	35
200439c	12311	" " Position Screw	05
204165	12837	" " Connection with four 200054E (2)	75
200054E	10673	Arm Shaft Connection Screw	03
204174	12840	Balance Wheel, 5½ in. diam. (belt groove 3 in. diam.), with 200328c and 200335c	1 00
200062H	12311	Balance Wheel Adjusting Screw	07
200328c	12311	" " Position Screw	04
200335c	12311	" " Set Screw	04
*204872	—	Bed	—
*208652	—	" 204872 with 202062, 204245, 204393 and two 200516E	—
202258	12153	Bed Hinge Connection (2)	08
200570E	12311	" " Screw (4)	05
206105	12836	" Slide (back)	30
204177	10433	" " (front)	20
204178	10649	Bobbin	05
208384	12823	" Case (solid center bearing) with 204181	60
204181	10649	Bobbin Case Position Finger	01
204182	10649	" " Tension Spring	10
200598F	10649	" " " " Regulating Screw	02
200592F	10649	Bobbin Case Tension Spring Screw	02
208385	12823	Bobbin Case complete, Nos. 200592F, 200598F, 204182 and 208384	75
200459D	10435	Cloth Guide Thumb Screw	10

No.	Plate	Name	Each
204982	—	Face Plate with 200366H, 202087, 202108, 204185, 204281, two each 200368H, 202090 and three 200397H	\$1 25
200053c	10435	Face Plate Screw (2)	04
204185	10435	" " Thread Guide	03
200397H	10675	" " " " Set Screw	02
204983	12840	Face Plate complete, Nos. 200286E, 200577H, 201527H, 202088, 204280, 204931, 204982, 204985, two each 204059 and 206639	3 75
204875	10663	Feed Bar with 204189	60
206594	—	" " 204875 with 200214E, 201525E and 204877	1 10
200214E	10435	Feed Bar Hinge Screw	12
201525E	10435	" " " " Nut	03
204188	10435	" " Spring	03
204189	10435	" " Hook	01
207650	10629	" Dog, for 207391	50
200106E	10435	" " Screw (2)	02
210779	—	" Driving Cam	45
204191	10662	" " " 210779 with 200378c and 200437c	50
206079	12826	Feed Driving Cam Fork Lever with 204293 and 204928	80
204193	12670	Feed Driving Cam Fork Lever Connection with 200668c and 201525E	35
204194	10438	Feed Driving Cam Fork Lever Connection Clamp with 200031c	45
200031c	10438	Feed Driving Cam Fork Lever Connection Clamp Pinch Screw	01
200668c	10438	Feed Driving Cam Fork Lever Connection Clamp Screw Stud	06
201525E	10435	Feed Driving Cam Fork Lever Connection Clamp Screw Stud Nut	03
200002E	10644	Feed Driving Cam Fork Lever Connection Hinge Screw	07
201522E	10673	Feed Driving Cam Fork Lever Connection Hinge Screw Nut	03
*204928	—	Feed Driving Cam Fork Lever Shaft	—
204197	10662	" " " " " " Col- lar with 200113F	15
200113F	10662	Feed Driving Cam Fork Lever Shaft Col- lar Set Screw	03
204293	10662	Feed Driving Cam Fork Lever Shaft Posi- tion Pin	01
204968	10662	Feed Driving Cam Fork Lever Shaft Sleeve (split)	15
200043c	12311	Feed Driving Cam Fork Lever Shaft Sleeve Set Screw	04

No.	Plate	Name	Each
201524E	10673	Feed Driving Cam Fork Lever Shaft Sleeve Set Screw Nut .....	\$ 03
206080	—	Feed Driving Cam Fork Lever complete, Nos. 204194 and 206079 .....	1 25
200437C	12311	Feed Driving Cam Position Screw .....	06
200378C	12311	" " " " Set Screw .....	02
204294	12841	" " Rock Shaft .....	35
206555	—	" " " " 204294 with 200002E, 201522E and 204193 .....	80
202305C	10662	Feed Driving Rock Shaft Center (2) .....	06
200043C	12311	" " " " " Set Screw (2) .....	04
204877	10663	Feed Driving Rock Shaft Crank with 204189 (on right side) and two 200383C .....	35
200383C	10435	Feed Driving Rock Shaft Crank Set Screw .....	02
204201	10662	Feed Lifting Cam Crank with 200335C, 200431C, 200669C and 201530E .....	1 00
200431C	10662	Feed Lifting Cam Crank Position Screw .....	08
200335C	12311	" " " " " Set Screw .....	04
204202	10662	" " " " Fork with 200027E .....	75
200027E	10673	" " " " " Pinch Screw .....	04
204878	12670	" " Rock Shaft with 204264 .....	30
204503	—	" " " " 204878 with 200942E and 204204 .....	50
202305C	10662	Feed Lifting Rock Shaft Center (2) .....	06
200043C	12311	" " " " " Set Screw (2) .....	04
204204	12828	Feed Lifting Rock Shaft Slide Block .....	15
200942E	10673	" " " " " " " Hinge Screw .....	05
204264	10445	Feed Lifting Rock Shaft Slide Block Position Pin .....	01
204206	12826	Feed Regulating Handle .....	10
204207	—	" " " " 204206 with 200098E, 202622, 204208 to 204210, 204213 and 204925 .....	55
204208	10438	Feed Regulating Handle Adjustable Stop .....	05
200098E	10438	" " " " " " " Screw .....	03
204925	10675	Feed Regulating Handle Adjustable Stop Screw Washer .....	01
204209	10438	Feed Regulating Handle Position Pin .....	01
204210	10438	" " " " Shaft .....	20
204211	10438	" " " " " Crank with 200098E .....	20
204212	10438	Feed Regulating Handle Shaft Crank Link .....	15
200271E	10438	Feed Regulating Handle Shaft Crank Link Hinge Screw (lower) .....	05

No.	Plate	Name	Each
200291E	10438	Feed Regulating Handle Shaft Crank Link Hinge Screw (upper) .....	\$ 05
200098E	10438	Feed Regulating Handle Shaft Crank Set Screw .....	03
204213	10438	Feed Regulating Handle Shaft Sleeve (split) .....	15
200362C	10441	Feed Regulating Handle Shaft Sleeve Set Screw .....	03
202622	10438	Feed Regulating Handle Shaft Sleeve Washer .....	01
202036	10438	Feed Regulating Handle Stop Pin .....	01
204214	—	Feed Regulating Handle complete, Nos. 200291E, 204207, 204211 and 204212 .....	95
204535	12822	Hook (sewing) with 204217 .....	1 75
204217	10649	" Bobbin Case Stud .....	10
204880	10665	" Bracket with 200379C, two 200380C and three 204234 .....	80
204881	—	Hook Bracket 204880 with 204226C .....	1 20
204930	—	" " 204881 with 204224, 204225, 204324, 204539, two each 204223 and 204233 .....	2 25
200379C	10665	Hook Bracket Adjusting Screw (lower) .....	02
200380C	12319	" " " " (upper) .....	02
204539	10458	" " Bobbin Case Stop (hinged) .....	40
204223	10665	" " " " " Hinge Pin .....	01
204224	10665	" " " " " Latch .....	20
204223	10665	" " " " " " " Hinge Pin .....	01
204225	10665	Hook Bracket Bobbin Case Stop Latch Spring .....	02
200085C	10649	Hook Bracket Screw (2) .....	03
206095	—	Hook Bracket complete, Nos. 204535 and 204930 .....	4 00
204910	10459	Hook Driver with 204242 and 204243 .....	1 25
204885	10669	" " Bevel Gear, 25 teeth, with two 200348C .....	75
200348C	10665	Hook Driver Bevel Gear Set Screw .....	03
208246	—	" " Crank .....	40
204240	10649	" " " " 208246 with 200378C, 200662C, 201530E and two 200348C .....	60
204241	10662	Hook Driver Crank Link .....	25
200669C	10665	" " " " " Stud .....	06
201530E	10665	" " " " " Nut .....	04
200348C	10665	" " " " " Set Screw (long) .....	03
200378C	12311	" " " " " (short) .....	02
200662C	10665	" " " " " Stud .....	07
201530E	10665	" " " " " Nut .....	04
204243	10649	" " Pin .....	01
204242	12821	" " Washer .....	01

No.	Plate	Name	Each
204887	10669	Hook Driving Bevel Gear (intermediate), 24 teeth .....	\$ 75
204888	—	Hook Driving Bevel Gear (intermediate) Bracket .....	50
206078	10669	Hook Driving Bevel Gear (intermediate) Bracket 204888 with 200772c, 201514e and 204887 .....	1 45
200041E	10669	Hook Driving Bevel Gear (intermediate) Bracket Screw (2) .....	05
200772c	10669	Hook Driving Bevel Gear (intermediate) Bracket Screw Stud .....	15
201514E	10669	Hook Driving Bevel Gear (intermediate) Bracket Screw Stud Nut .....	04
204890	12670	Hook Driving Bevel Gear (intermediate) Oil Guard .....	15
200113F	10662	Hook Driving Bevel Gear (intermediate) Oil Guard Screw (2) .....	03
204886	10669	Hook Driving Bevel Gear Shaft, 25 teeth	1 50
204393	12828	" " " " Bushing	12
204891	12841	" " Shaft .....	1 60
204245	12670	" " " Bearing .....	20
202126	12821	" " " " Position Pin .....	01
200516E	12311	" " " " Screw .....	08
204246	10662	" " " Collar with two 200383c	20
200383c	10435	" " " " Set Screw .....	02
204226c	12822	" Race, .156 in. thick, 1.906 in. diam...	40
204324	10457	" " Cap (steel) .....	15
204230	10665	" " " Spring .....	02
204233	12820	" " " " 204230 with 200802E	10
200802E	12820	" " " " Screw .....	10
204234	10665	" " " Position Pin .....	01
202445	12826	Knee Lifter Connection Lever with 202446 .....	07
227312	—	Knee Lifter Connection Lever 202445 with 200224n, 200262n, 227303 and 227308 .....	50
200224n	10644	Knee Lifter Connection Lever Hinge Screw .....	12
227308	12841	Knee Lifter Connection Lever Lifting Rod with 202302 .....	05
202302	12321	Knee Lifter Connection Lever Lifting Rod Cotter Pin .....	01
202446	12821	Knee Lifter Connection Lever Pin .....	03
227303	12841	" " Lifting Lever .....	12
200262n	12820	" " " " Hinge Screw .....	10
204870	12837	Needle Bar (hollow) .....	80
204911	12827	" " Connecting Link .....	50
200237c	12820	" " " " Hinge Screw Stud .....	12
201519E	12820	Needle Bar Connecting Link Hinge Screw Stud Nut .....	03

No.	Plate	Name	Each
206024	12828	Needle Bar Connecting Stud with two 200387c .....	\$ 35
200387c	12820	Needle Bar Connecting Stud Set Screw	02
204913	12836	" " Frame .....	1 00
204916	12825	" " " Driving Cam with two 200347c .....	1 50
204917	12836	Needle Bar Frame Driving Cam Cover	50
200571B	10644	" " " " " " " Screw (3) .....	05
204918	12825	Needle Bar Frame Driving Cam Follower	35
200347c	12321	" " " " " " Set Screw	03
204919	12838	" " " Pitman with 200741c, 201531E, 204921 and two 200110n .....	1 35
200741c	10671	Needle Bar Frame Pitman Ball Screw ...	10
*204921	—	" " " " " " Cap	—
200110n	10649	" " " " " " " Screw .....	02
201531E	—	Needle Bar Frame Pitman Ball Screw Nut .....	03
204922	10671	Needle Bar Frame Pitman Connection (adjustable) .....	50
204841	—	Needle Bar Frame Pitman Connection 204922 with 204923 .....	60
204926	—	Needle Bar Frame Pitman Connection 204841 with 204919, 204924 and two 200110n .....	2 00
204923	10671	Needle Bar Frame Pitman Connection Bearing .....	10
204924	12821	Needle Bar Frame Pitman Connection Clamp Washer .....	03
200110n	10649	Needle Bar Frame Pitman Connection Clamp Washer Screw .....	02
200791E	12820	Needle Bar Frame Pitman Connection Slide .....	15
206505	12821	Needle Bar Frame Pitman Connection Slide Stop .....	10
203992	12821	Needle Bar Frame Pitman Connection Slide Stop Pin .....	01
200135c	12820	Needle Bar Frame Pitman Connection Slide Stop Screw .....	03
225908	12821	Needle Bar Frame Pitman Connection Slide Stop Screw Washer .....	02
202104	12821	Needle Bar Frame Pitman Connection Slide Washer .....	01
201581B	12820	Needle Bar Frame Pitman Connection Slide Wing Nut .....	12
204944	—	Needle Bar Frame Pitman Connection complete, Nos. 200791E, 201581B, 202104 and 204926 .....	2 30

No.	Plate	Name	Each
204929	12827	Needle Bar Frame Regulator with 202090, 203992 and 204928 .....	\$1 35
*204928	—	Needle Bar Frame Regulator Shaft .....	—
202574	10662	" " " " " Collar with 200380c .....	15
200380c	12319	Needle Bar Frame Regulator Shaft Collar Set Screw .....	02
202090	10675	Needle Bar Frame Regulator Shaft Pin ..	01
200410c	10644	" " " Screw Center (lower or upper) .....	06
201517c	10669	Needle Bar Frame Screw Center Nut (lower or upper) .....	05
204915	12828	Needle Holder with 200068H and 200130F	1 00
200068H	12820	" " Screw .....	03
200130F	12820	" Set Screw .....	02
204251	10433	Presser Bar (hollow) with 200074F .....	80
204252	10441	" " Lifter .....	20
200550c	10441	" " " Hinge Screw .....	08
208609	12828	" " Lifting Bracket .....	35
204846	—	" " " " 208609 with 200387c .....	35
204254	10441	Presser Bar Lifting Bracket Position Guide .....	30
200362c	10441	Presser Bar Lifting Bracket Position Guide Set Screw .....	03
200387c	12820	Presser Bar Lifting Bracket Set Screw ..	02
204327	—	" " Packing Washer (felt) .....	25
200504E	10673	Presser Bar Screw Bushing (lower) ....	05
204255	10441	" " Spring .....	10
200491B	10441	" " Thumb Screw (pressure regulating) .....	25
207184	12829	Presser Foot .....	50
200074F	10441	" " Screw .....	03
202068	12153	Spool Holder Base .....	15
204551	10433	" " " Bracket .....	15
200265E	12820	" " " " Screw .....	06
204552	—	Spool Holder Base Bracket complete, Nos. 204551, two each 200575H and 204297 .....	75
200575H	12311	Spool Holder Base Screw .....	05
204296	12153	" " Wire .....	10
200079H	12311	" " " Hinge Screw .....	02
204297	12153	Spool Holder complete, Nos. 200079H, 202068 and 204296 .....	25
204384	12838	Take-up Cam with 200335c, 200383c and 200430c .....	1 35
203172	10445	Take-up Cam Friction Washer .....	05
200430c	10445	" " Position Screw .....	08
200383c	10435	" " " " Check Screw .....	02

No.	Plate	Name	Each
200335c	12311	Take-up Cam Set Screw .....	\$ 04
204932	—	Take-up Cam complete, Nos. 200237c, 201519E, 204384 and 204911 .....	2 00
201553	12824	Take-up Lever with 204265 .....	75
206601	—	" " 204553 with 204263 .....	90
201263	10415	" " Bearing with 204264 .....	15
204264	10445	" " " Position Pin .....	01
200042F	10415	" " " Screw .....	05
201265	10445	" " Oil Guard .....	05
201816	10445	" " Roller .....	12
204554	—	Take-up Lever complete, Nos. 200042F, 201816 and 206601 .....	1 00
202402	10675	Tension Disc .....	05
202090	10675	" " Position Pin .....	01
204984	12823	" Release Lever .....	40
204985	—	" " " 204984 with 200318D and 204986 .....	45
200286F	10671	Tension Release Lever Hinge Screw ....	05
201527H	10669	" " " " " Nut ..	03
204934	10671	" " " " " Washer ..	04
202108	12821	" " " Stop Pin .....	01
200650F	10671	" " " Switch Back Screw Stud .....	10
204987	12828	Tension Release Lever Switch Back Screw Stud Bracket .....	20
204988	—	Tension Release Lever Switch Back Screw Stud Bracket 204987 with 200650F and 201525E .....	35
201525E	10435	Tension Release Lever Switch Back Screw Stud Nut .....	03
204986	12823	Tension Release Lever Switch Back Spring .....	03
200318D	12820	Tension Release Lever Switch Back Spring Screw .....	04
200650F	10671	Tension Release Lever Switch Screw Stud .....	10
206110	12828	Tension Release Lever Switch Screw Stud Bracket .....	20
206111	—	Tension Release Lever Switch Screw Stud Bracket 206110 with 200650F and 201525E .....	35
201525E	10435	Tension Release Lever Switch Screw Stud Nut .....	03
202407	10675	Tension Spring .....	05
200632B	10675	" Stud .....	20
200397H	10675	" " Set Screw .....	02
201572B	10675	" Thumb Nut .....	04
204271	10675	" Washer .....	05
206639	10675	Tension complete, Nos. 200632B, 201572B, 202407, 204271 and two 202402 .....	45

No.	Plate	Name	Each
204274	10675	Thread Controller Plate .....	\$ 12
200577H	12311	" " " Screw .....	02
202098	10675	" " " Roller .....	05
204275	10675	" " " Guard .....	10
202084	10675	" " " " Washer .....	01
200300c	10675	" " " " Screw .....	04
204276	10675	" " " Spring.... (Per 100 \$1.25) .....	03
204333	10675	" " " " Guard .....	08
200581H	10675	" " " " " Screw .....	02
202087	10675	" " " " Stop .....	03
202088	10675	" " " " Stud with 204925 ..	10
200366H	10675	" " " " " Set Screw ..	02
204925	10675	" " " " " Washer .....	01
205987	10675	Thread Controller complete, Nos. 200300c, 200581H, 202084, 202098, 204274, 204275 and 204333 .....	42
204280	10675	Thread Controller and Spring complete, Nos. 204276 and 205987 .....	45
204459	10663	Thread Guide .....	02
203313	12823	" " .....	10
204281	10675	" Retainer Guide Wire .....	01
202091	10675	" " Sleeve .....	05
202092	10675	" " Spring .....	01
204058B	10675	" " Stud .....	07
200368H	10675	" " " Set Screw .....	02
204059	10675	Thread Retainer complete, Nos. 202091, 202092 and 204058B .....	15
207394	10629	Throat Plate, 53 needle hole, for needle sizes 12 and 13, for 207650 .....	50
202062	12821	Throat Plate Position Pin .....	01
200577H	12311	" " " Screw .....	02

## LIST OF PARTS COMPLETE

FOR

## MACHINE No. 17w5

For Closing Heel Seams in Shoes.

No.	Plate	Name	Each
*206512	----	Arm .....	\$ --
*215725	----	" 206512 with 200439c, 202036 and 204705 .....	--
204163	10433	Arm Cap .....	10
200278H	12311	" " " Screw .....	05
202248H	10673	" " " Washer .....	05
204235	10435	" Position Pin (2) .....	02
200963c	12311	" Screw (3) .....	06
202005	10673	" " Washer (3) .....	01
204291	12841	" Shaft .....	2 00
204705	12670	" " Bushing (front) .....	35
200439c	12311	" " " Position Screw .....	05
204165	12837	" " Connection with four 200054e (2) .....	75
200054e	10673	Arm Shaft Connection Screw .....	03
204174	12840	Balance Wheel, 5½ in. diam. (belt groove 3 in. diam.), with 200328c and 200335c	1 00
200062H	12311	Balance Wheel Adjusting Screw .....	07
200328c	12311	" " Position Screw .....	04
200335c	12311	" " Set Screw .....	04
*204872	----	Bed .....	
*208652	----	" 204872 with 202062, 204245, 204393 and two 200516e .....	--
202258	12153	Bed Hinge Connection (2) .....	08
200570e	12311	" " " Screw (4) .....	05
206105	12836	" Slide (back) .....	30
204739	10433	" " (front) .....	20
204178	10649	Bobbin .....	05
208384	12823	" Case (solid center bearing) with 204181 .....	60
204181	10649	Bobbin Case Position Finger .....	01
204182	10649	" " Tension Spring .....	10
200598e	10649	" " " " Regulating Screw .....	02
200592e	10649	Bobbin Case Tension Spring Screw .....	02
208385	12823	Bobbin Case complete, Nos. 200592e, 200598e, 204182 and 208384 .....	75



No.	Plate	Name	Each
204907	—	Face Plate with 200366u, 200368u, 202087, 202090, 204185, 204281 and two 200397u .....	\$1 00
200053c	10435	Face Plate Screw (2) .....	04
204185	10435	" " Thread Guide .....	03
200397u	10675	" " " " Set Screw ....	02
204908	12840	Face Plate complete, Nos. 200286e, 200577u, 201527u, 202088, 204059, 204280, 204907, 204933, 204934 and 206639 ....	2 65
204875	10663	Feed Bar with 204189 .....	60
206594	—	" " 204875 with 200214e, 201525e and 204877 .....	1 10
200214e	10435	Feed Bar Hinge Screw .....	12
201525e	10435	" " " " Nut .....	05
204188	10435	" " Spring .....	03
204189	10435	" " " Hook .....	01
207647	12834	" Dog, for 207414 .....	50
200106e	10435	" " Screw (2) .....	02
210779	—	" Driving Cam .....	45
204191	10662	" " " 210779 with 200378c and 200437c .....	50
206079	12826	Feed Driving Cam Fork Lever with 204293 and 204928 .....	80
204193	12670	Feed Driving Cam Fork Lever Connection with 200668c and 201525e .....	35
204194	10438	Feed Driving Cam Fork Lever Connection Clamp with 200031c .....	45
200031c	10438	Feed Driving Cam Fork Lever Connection Clamp Pinch Screw .....	04
200668c	10438	Feed Driving Cam Fork Lever Connection Clamp Screw Stud .....	06
201525e	10435	Feed Driving Cam Fork Lever Connection Clamp Screw Stud Nut .....	03
200002e	10644	Feed Driving Cam Fork Lever Connection Hinge Screw .....	07
201522e	10673	Feed Driving Cam Fork Lever Connection Hinge Screw Nut .....	03
*204928	—	Feed Driving Cam Fork Lever Shaft ...	—
204197	10662	" " " " " " Col- lar with 200113f .....	15
200113f	10662	Feed Driving Cam Fork Lever Shaft Col- lar Set Screw .....	03
204293	10662	Feed Driving Cam Fork Lever Shaft Posi- tion Pin .....	01
204968	10662	Feed Driving Cam Fork Lever Shaft Sleeve (split) .....	15
200043c	12311	Feed Driving Cam Fork Lever Shaft Sleeve Set Screw .....	04
201524e	10673	Feed Driving Cam Fork Lever Shaft Sleeve Set Screw Nut .....	03

No.	Plate	Name	Each
206080	—	Feed Driving Cam Fork Lever complete, Nos. 204194 and 206079 .....	\$1 25
200437c	12311	Feed Driving Cam Position Screw .....	06
200378c	12311	" " " Set Screw .....	02
204294	12841	" " Rock Shaft .....	35
206555	—	" " " " 204294 with 200002e, 201522e and 204193 .....	80
202305c	10662	Feed Driving Rock Shaft Center (2) ....	06
200043c	12311	" " " " " Set Screw (2) .....	04
204877	10663	Feed Driving Rock Shaft Crank with 204189 (on right side) and two 200383c	35
200383c	10435	Feed Driving Rock Shaft Crank Set Screw .....	02
204201	10662	Feed Lifting Cam Crank with 200335c, 200431c, 200669c and 201530e .....	1 00
200431c	10662	Feed Lifting Cam Crank Position Screw	08
200335c	12311	" " " " Set Screw ....	04
204202	10662	" " " Fork with 200027e ..	75
200027e	10673	" " " " Pinch Screw ....	04
204878	12670	" " Rock Shaft with 204264 ....	30
204503	—	" " " " 204878 with 200942e and 204204 .....	50
202305c	10662	Feed Lifting Rock Shaft Center (2) ....	06
200043c	12311	" " " " " Set Screw (2) .....	04
204204	12828	Feed Lifting Rock Shaft Slide Block	15
200942e	10673	" " " " " " " Hinge Screw .....	05
204264	10415	Feed Lifting Rock Shaft Slide Block Posi- tion Pin .....	01
204206	12826	Feed Regulating Handle .....	10
204207	—	" " " 204206 with 200098e, 202622, 204208 to 204210, 204213 and 204925 .....	55
204208	10438	Feed Regulating Handle Adjustable Stop	05
200098e	10438	" " " " " " Screw .....	03
204925	10675	Feed Regulating Handle Adjustable Stop Screw Washer .....	01
204209	10438	Feed Regulating Handle Position Pin ..	01
204210	10438	" " " Shaft .....	20
204211	10438	" " " " Crank with 200098e .....	20
204212	10438	Feed Regulating Handle Shaft Crank Link .....	15
200271e	10438	Feed Regulating Handle Shaft Crank Link Hinge Screw (lower) .....	05
200291e	10438	Feed Regulating Handle Shaft Crank Link Hinge Screw (upper) .....	05

No.	Plate	Name	Each
200098F	10438	Feed Regulating Handle Shaft Crank Set Screw	\$ 03
204213	10438	Feed Regulating Handle Shaft Sleeve (split)	15
200362c	10441	Feed Regulating Handle Shaft Sleeve Set Screw	03
202622	10438	Feed Regulating Handle Shaft Sleeve Washer	01
202036	10438	Feed Regulating Handle Stop Pin	01
204214	—	Feed Regulating Handle complete, Nos. 200291E, 204207, 204211 and 204212	95
226999	10564	Guide (for shoe work)	15
200459D	10435	" Thumb Screw	10
204535	12822	Hook (sewing) with 204217	1 75
204217	10649	" Bobbin Case Stud	10
204880	10665	" Bracket with 200379c, two 200380c and three 204234	80
204881	—	Hook Bracket 204880 with 204226c	1 20
204930	—	" " 204881 with 204224, 204225, 204324, 204539, two each 204223 and 204233	2 25
200379c	10665	Hook Bracket Adjusting Screw (lower)	02
200380c	12319	" " " " (upper)	02
204539	10458	" " Bobbin Case Stop (hinged)	40
204223	10665	" " " " " Hinge Pin	01
204224	10665	" " " " " Latch	20
204223	10665	" " " " " " "	
		Hinge Pin	01
204225	10665	Hook Bracket Bobbin Case Stop Latch Spring	02
200085c	10649	Hook Bracket Screw (2)	03
206095	—	Hook Bracket complete, Nos. 204535 and 204930	4 00
204910	10459	Hook Driver with 204242 and 204243	1 25
204885	10669	" " Bevel Gear, 25 teeth, with two 200348c	75
200348c	10665	Hook Driver Bevel Gear Set Screw	03
208246	—	" " Crank	40
204240	10649	" " " 208246 with 200378c, 200662c, 201530E and two 200348c	60
204241	10662	Hook Driver Crank Link	25
200669c	10665	" " " " Stud	06
201530E	10665	" " " " " Nut	04
200348c	10665	" " " " " Set Screw (long)	03
200378c	12311	" " " " " (short)	02
200662c	10665	" " " " " Stud	07
201530E	10665	" " " " " Nut	04
204243	10649	" " Pin	01
204242	12821	" " Washer	01

No.	Plate	Name	Each
201887	10669	Hook Driving Bevel Gear (intermediate), 24 teeth	\$ 75
201888	—	Hook Driving Bevel Gear (intermediate) Bracket	50
206078	10669	Hook Driving Bevel Gear (intermediate) Bracket 204888 with 200772c, 201514E and 204887	1 45
200041E	10669	Hook Driving Bevel Gear (intermediate) Bracket Screw (2)	05
200772c	10669	Hook Driving Bevel Gear (intermediate) Bracket Screw Stud	15
201514E	10669	Hook Driving Bevel Gear (intermediate) Bracket Screw Stud Nut	04
201890	12670	Hook Driving Bevel Gear (intermediate) Oil Guard	15
200113E	10662	Hook Driving Bevel Gear (intermediate) Oil Guard Screw (2)	03
201886	10669	Hook Driving Bevel Gear Shaft, 25 teeth	1 50
201393	12828	" " " " " Bushing	12
201891	12841	" " Shaft	1 60
201245	12670	" " " Bearing	20
202126	12821	" " " " " Position Pin	01
200516E	12311	" " " " " Screw	08
201246	10662	" " " " " Collar with two 200383c	20
200383c	10435	" " " " " Set Screw	02
201226c	12822	" Race, .156 in. thick, 1.906 in. diam.	40
201324	10457	" " Cap (steel)	15
204230	10665	" " " Spring	02
201233	12820	" " " " 204230 with 200802E	10
200802E	12820	" " " " " Screw	10
201234	10665	" " " " " Position Pin	01
202445	12826	Knee Lifter Connection Lever with 202446	07
227312	—	Knee Lifter Connection Lever 202445 with 200224u, 200262u, 227303 and 227308	50
200224u	10644	Knee Lifter Connection Lever Hinge Screw	12
227308	12841	Knee Lifter Connection Lever Lifting Rod with 202302	05
202302	12321	Knee Lifter Connection Lever Lifting Rod Cotter Pin	01
202116	12821	Knee Lifter Connection Lever Pin	03
227303	12841	" " Lifting Lever	12
200262u	12820	" " " " " Hinge Screw	10
208613	—	Needle Bar (hollow)	75
201247	10433	" " 208613 with 200125E, 200175E and 204250	80
204911	12827	Needle Bar Connecting Link	50

No.	Plate	Name	Each
200237c	12820	Needle Bar Connecting Link Hinge Screw Stud	\$ 12
201519E	12820	Needle Bar Connecting Link Hinge Screw Stud Nut	03
206024	12828	Needle Bar Connecting Stud with two 200387c	35
200387c	12820	Needle Bar Connecting Stud Set Screw	02
204913	12836	" " Frame	1 00
204916	12825	" " " Driving Cam with two 200347c	1 50
204917	12836	Needle Bar Frame Driving Cam Cover	50
200571B	10644	" " " " " " " Screw (3)	05
204918	12825	Needle Bar Frame Driving Cam Follower	35
200347c	12321	" " " " " Set Screw	03
204919	12838	" " " Pitman with 200741c, 201531E, 204921 and two 200110B	1 35
200741c	10671	Needle Bar Frame Pitman Ball Screw	10
*204921	—	" " " " " " Cap	—
200110B	10649	" " " " " " " Screw	02
201531E	—	Needle Bar Frame Pitman Ball Screw Cap Screw Nut	03
204922	10671	Needle Bar Frame Pitman Connection (adjustable)	50
204841	—	Needle Bar Frame Pitman Connection 204922 with 204923	60
204926	—	Needle Bar Frame Pitman Connection 204841 with 204919, 204924 and two 200110B	2 00
204923	10671	Needle Bar Frame Pitman Connection Bearing	10
204924	12821	Needle Bar Frame Pitman Connection Clamp Washer	03
200110B	10649	Needle Bar Frame Pitman Connection Clamp Washer Screw	02
206507	10564	Needle Bar Frame Pitman Connection Slide	35
206509	10563	Needle Bar Frame Regulator with 204928 and 213801	1 35
*204928	—	Needle Bar Frame Regulator Shaft	—
202574	10662	" " " " " Collar with 200380c	15
200380c	12319	Needle Bar Frame Regulator Shaft Collar Set Screw	02
*213801	—	Needle Bar Frame Regulator Shaft Pin	—
200401c	12820	" " " " " Screw Center (lower)	06
201617E	12820	" " " " " Nut (lower)	04
200410c	10644	" " " " " (upper)	06
201517E	10669	" " " " " Nut (upper)	05

No.	Plate	Name	Each
201250	12823	Needle Bar Thread Guide	\$ 03
200175E	10649	" " " " " Screw	02
200125F	10649	" Set Screw	02
204252	10441	Presser Bar Lifter	20
200550c	10441	" " " Hinge Screw	08
208609	12828	" " Lifting Bracket	35
204931	—	" " " " " 208609 with 200650F and 201525E	50
204254	10441	Presser Bar Lifting Bracket Position Guide	30
200362c	10441	Presser Bar Lifting Bracket Position Guide Set Screw	03
204327	—	Presser Bar Packing Washer (felt) Per 100	25
200504E	10673	Presser Bar Screw Bushing (lower)	05
204258	12821	" " Spring	10
200491B	10441	" " Thumb Screw (pressure regulating)	25
201906	12820	Roller Presser, 1 1/4 in. diam., 3/8 in. face (fine), with 200548F and 201534H	40
202839	12824	Roller Presser Arm	20
204567	—	" " " 202839 with 201906	60
202560	12825	" " " Bracket (swing)	60
200675c	12820	" " " " " Position Screw Stud	05
202558	12821	Roller Presser Arm Bracket Spring	02
229370	—	" " " " " " Stop and Back Needle Guard Holder	30
229371	12825	Roller Presser Arm Bracket Spring Stop and Back Needle Guard Holder 229370 with 200159F, 202350H and 226220	40
200350H	12820	Roller Presser Arm Bracket Spring Stop and Back Needle Guard Holder Adjusting Screw	03
200141F	12820	Roller Presser Arm Bracket Spring Stop and Back Needle Guard Holder Set Screw	02
200082D	12321	Roller Presser Arm Screw	03
202760	12821	" " " Shim, 3/8 in. thick	05
204495	12837	" " Bar	35
200548F	12820	" " Hinge Screw	10
201534H	12820	" " " " Nut	03
206510	10564	" " Needle Guard (back)	40
200159F	12820	" " " " " Clamp Screw	04
226220	12821	Roller Presser Needle Guard (back) Clamp Screw Washer	01

No.	Plate	Name	Each
206511	—	Roller Presser and Bar complete, Nos. 200082b, 200675c, 202558, 202560, 202760, 204495, 204567, 206510, 229371 and two 200141f .....	\$2 70
202068	12153	Spool Holder Base .....	15
200575n	12311	" " " Screw .....	05
204296	12153	" " Wire .....	10
200079n	12311	" " Hinge Screw .....	02
204297	12153	Spool Holder complete, Nos. 200079n, 202068 and 204296 .....	25
206513	10563	Switch Bracket with two 200387c .....	90
200053c	10435	" " Screw .....	04
206514	10564	" Connecting Link .....	50
206523	10564	" " " Stop Collar with 200389c .....	15
200389c	10564	Switch Connecting Link Stop Collar Screw .....	02
200664c	12820	Switch Connecting Link Hinge Screw .....	07
200889	—	" " " " " " 200664c with 201528c .....	11
201528c	10564	Switch Connecting Link Hinge Screw Nut .....	04
206515	—	" Handle .....	1 75
206516	10563	" " 206515 with 200677c, 200889, 201528c and 206521 .....	2 00
206517	—	Switch Handle Locking Plate .....	75
206518	10564	" " " " 206517 with two each 200337c and 201528c .....	90
200337c	12820	Switch Handle Locking Plate Adjusting Screw .....	03
201528c	10564	Switch Handle Locking Plate Adjusting Screw Nut .....	04
200078E	10438	Switch Handle Locking Plate Screw .....	03
200677c	10564	" " " Screw Stud .....	05
201528c	10564	" " " " " Nut .....	04
200337c	12820	" " Stop Screw (adjustable) .....	03
201528c	10564	" " " " " Nut .....	04
200910B	10564	" " Stud .....	25
204346	10564	" " Bushing .....	55
200387c	12820	" " " Set Screw .....	02
201528c	10564	" " " Nut .....	04
204347	12821	" " " Spring .....	02
206519	10564	" Spring .....	10
203060	10564	" " Hook .....	03
206520	10563	" Trip Handle .....	80
200974D	12820	" " " Hinge Screw .....	10
206521	10564	" " " Switch Pin .....	05
206522	10563	Switch Bracket complete, Nos. 200078E, 200910B, 200974D, 201528c, 204346, 204347, 206513, 206514, 206516, 206518 to 206520 and two 200053c .....	6 00

No.	Plate	Name	Each
204384	12838	Take-up Cam with 200335c, 200383c and 200430c .....	\$1 35
203172	10445	Take-up Cam Friction Washer .....	05
200430c	10445	" " Position Screw .....	08
200383c	10435	" " " Check Screw .....	02
200335c	12311	" " Set Screw .....	04
204932	—	Take-up Cam complete, Nos. 200237c, 201519E, 204384 and 204911 .....	2 00
204262	10445	Take-up Lever with 201265 .....	60
206556	—	" " 204262 with 204263 .....	75
204263	10445	" " Bearing with 204264 .....	15
204264	10445	" " Position Pin .....	04
200042E	10445	" " " Screw .....	05
201265	10445	" " Oil Guard .....	05
201816	10445	" " Roller .....	12
204266	10445	Take-up Lever complete, Nos. 200042E, 201816 and 206556 .....	90
202402	10675	Tension Disc .....	05
202090	10675	" " Position Pin .....	01
204933	12824	" Release Lever .....	30
200286E	10671	" " " Hinge Screw .....	05
201527n	10669	" " " " " Nut .....	03
204934	10671	" " " " " Washer .....	04
200650E	10671	" " " Switch Screw Stud .....	10
201525E	10435	" " " " " " Nut .....	03
202407	10675	Tension Spring .....	05
200632B	10675	" Stud .....	20
200397n	10675	" " Set Screw .....	02
201572B	10675	" Thumb Nut .....	04
204271	10675	" Washer .....	05
200639	10675	Tension complete, Nos. 200632B, 201572B, 202407, 204271 and two 202402 .....	45
204274	10675	Thread Controller Plate .....	12
200577n	12311	" " " Screw .....	02
202098	10675	" " Roller .....	05
204275	10675	" " " Guard .....	10
202084	10675	" " " Washer .....	01
200300c	10675	" " " Screw .....	04
204276	10675	" " Spring .....	03
204333	10675	" " " Guard .....	08
200581n	10675	" " " Screw .....	02
202087	10675	" " Spring .....	03
202088	10675	" " " Stud with 204925 .....	10
200366n	10675	" " " Set Screw .....	02
204925	10675	" " " " Washer .....	04
205987	10675	Thread Controller complete, Nos. 200300c, 200581n, 202084, 202098, 204274, 204275 and 204333 .....	42

No.	Plate	Name	Each
204280	10675	Thread Controller and Spring complete, Nos. 204276 and 205987 .....	\$ 45
204459	10663	Thread Guide .....	02
202412	12823	" " .....	06
204281	10675	" Retainer Guide Wire .....	01
202091	10675	" " Sleeve .....	05
202092	10675	" " Spring .....	01
204058B	10675	" " Stud .....	07
200368H	10675	" " " Set Screw .....	02
204059	10675	Thread Retainer complete, Nos. 202091, 202092 and 204058B .....	15
207414	10646	Throat Plate, 53 needle hole, for needle sizes 12 and 13, for 207647 .....	50
202062	12821	Throat Plate Position Pin .....	01
200577H	12311	" " Screw .....	02

## LIST OF PARTS COMPLETE

FOR

## MACHINE No. 17w9

ALTERNATING PRESSERS

For Hemming Window Shades.

No.	Plate	Name	Each
*204950	---	Arm .....	\$ ---
*205000	---	" 204950 with 200439c, 202036 and 204705 .....	---
204163	10433	Arm Cap .....	10
200278H	12311	" " Screw .....	05
202248H	10673	" " " Washer .....	05
204235	10435	" Position Pin (2) .....	02
200963E	12311	" Screw (3) .....	06
202005	10673	" " Washer (3) .....	01
204951	12841	" Shaft .....	2 00
204705	12670	" " Bushing (front) .....	35
200439c	12311	" " " Position Screw .....	05
204440	12670	" " Connection with four 200054e (2) .....	75
200054E	10673	Arm Shaft Connection Screw .....	03
204174	12840	Balance Wheel, 5½ in. diam. (belt groove 3 in. diam.), with 200328c and 200335c	1 00
200062H	12311	Balance Wheel Adjusting Screw .....	07
200328c	12311	" " Position Screw .....	04
200335c	12311	" " Set Screw .....	04
*204872	---	Bed .....	---
*208652	---	" 204872 with 202062, 204245, 204393 and two 200516E .....	---
202258	12153	Bed Hinge Connection (2) .....	08
200570E	12311	" " " Screw (4) .....	05
204952	12839	" Slide (back) .....	60
204954	---	" " 204952 with 200565E, 204953, 225689 and two 200184B .....	3 00
204953	12839	Bed Slide (back) Curtain Hem Guide ....	2 25
225689	12821	" " " " " " " Clamp Washer .....	05
200184B	12820	Bed Slide (back) Curtain Hem Guide Clamp Washer Screw .....	04
200565E	12820	Bed Slide (back) Screw .....	05
204739	10433	" " (front) .....	20
204178	10649	Bobbin .....	05

No.	Plate	Name	Each
208382	12823	Bobbin Case (solid center bearing) with 204181 .....	\$ 60
204181	10649	Bobbin Case Position Finger .....	01
204531	12823	" " Tension Spring .....	10
200598F	10649	" " " " Regulating Screw .....	02
200592F	10649	Bobbin Case Tension Spring Screw ....	02
208383	12823	Bobbin Case complete, Nos. 200592F, 200598F, 204531 and 208382 .....	75
200459D	10435	Cloth Guide Thumb Screw .....	10
204955	—	Face Plate with 200366H, 200368H, 202087, 204185, two each 200397H and 202090 .....	1 00
200053C	10435	Face Plate Screw .....	04
204185	10435	" " Thread Guide .....	03
200397H	10675	" " " " Set Screw ....	02
204956	12840	Face Plate complete, Nos. 200286F, 200577H, 201527H, 202088, 204059, 204280, 204933, 204934, 204955 and 206639 ....	2 65
204875	10663	Feed Bar with 204189 .....	60
206594	—	" " 204875 with 200214E, 201525E and 204877 .....	1 10
200214E	10435	Feed Bar Hinge Screw .....	12
201525E	10435	" " " " Nut .....	03
204188	10435	" " Spring .....	03
204189	10435	" " Hook .....	01
207652	10646	" Dog, for 206088 .....	50
200106E	10435	" " Screw (2) .....	02
210779	—	" Driving Cam .....	45
204191	10662	" " " 210779 with 200378C and 200437C .....	50
206079	12826	Feed Driving Cam Fork Lever with 204293 and 204928 .....	80
204193	12670	Feed Driving Cam Fork Lever Connection with 200668C and 201525E .....	35
204194	10438	Feed Driving Cam Fork Lever Connection Clamp with 200031C .....	45
200031C	10438	Feed Driving Cam Fork Lever Connection Clamp Pinch Screw .....	04
200668C	10438	Feed Driving Cam Fork Lever Connection Clamp Screw Stud .....	06
201525E	10435	Feed Driving Cam Fork Lever Connection Clamp Screw Stud Nut .....	03
200002F	10644	Feed Driving Cam Fork Lever Connection Hinge Screw .....	07
201522F	10673	Feed Driving Cam Fork Lever Connection Hinge Screw Nut .....	03
*204928	—	Feed Driving Cam Fork Lever Shaft ....	—
204197	10662	" " " " " " Col- lar with 200113F .....	15

No.	Plate	Name	Each
200113F	10662	Feed Driving Cam Fork Lever Shaft Col- lar Set Screw .....	\$ 03
204293	10662	Feed Driving Cam Fork Lever Shaft Posi- tion Pin .....	01
204968	10662	Feed Driving Cam Fork Lever Shaft Sleeve (split) .....	15
200043C	12311	Feed Driving Cam Fork Lever Shaft Sleeve Set Screw .....	04
201524E	10673	Feed Driving Cam Fork Lever Shaft Sleeve Set Screw Nut .....	03
206080	—	Feed Driving Cam Fork Lever complete, Nos. 204194 and 206079 .....	1 25
200437C	12311	Feed Driving Cam Position Screw .....	06
200378C	12311	" " " Set Screw .....	02
204294	12841	" " Rock Shaft .....	35
206555	—	" " " " 204294 with 200002F, 201522F and 204193 .....	80
202305C	10662	Feed Driving Rock Shaft Center (2) ....	06
200043C	12311	" " " " " Set Screw (2) .....	04
204877	10663	Feed Driving Rock Shaft Crank with 204189 (on left side) and two 200383C ..	35
200383C	10435	Feed Driving Rock Shaft Crank Set Screw .....	02
204201	10662	Feed Lifting Cam Crank with 200335C, 200431C, 200669C and 201530E .....	1 00
200431C	10662	Feed Lifting Cam Crank Position Screw ..	08
200335C	12311	" " " " Set Screw ....	04
204202	10662	" " " Fork with 200027E ..	75
200027E	10673	" " " Pinch Screw ..	04
204878	12670	" " Rock Shaft with 204264 ....	30
204503	—	" " " " 204878 with 200942F and 204204 .....	50
202305C	10662	Feed Lifting Rock Shaft Center (2) ....	06
200043C	12311	" " " " " Set Screw (2) .....	04
204204	12828	Feed Lifting Rock Shaft Slide Block ..	15
200942F	10673	" " " " " " " Hinge Screw .....	05
204264	10445	Feed Lifting Rock Shaft Slide Block Position Pin .....	01
204206	12826	Feed Regulating Handle .....	10
204207	—	" " " 204206 with 200098F, 202622, 204208 to 204210, 204213 and 204925 .....	55
204208	10438	Feed Regulating Handle Adjustable Stop ..	05
200098F	10438	" " " " " " Screw .....	03
204925	10675	Feed Regulating Handle Adjustable Stop Screw Washer .....	04

No.	Plate	Name	Each
204209	10438	Feed Regulating Handle Position Pin ..	\$ 01
204210	10438	" " " Shaft .....	20
204211	10438	" " " " Crank with 200098F .....	20
204212	10438	Feed Regulating Handle Shaft Crank Link .....	15
200271E	10438	Feed Regulating Handle Shaft Crank Link Hinge Screw (lower) .....	05
200291E	10438	Feed Regulating Handle Shaft Crank Link Hinge Screw (upper) .....	05
200098F	10438	Feed Regulating Handle Shaft Crank Set Screw .....	03
204213	10438	Feed Regulating Handle Shaft Sleeve (split) .....	15
200362C	10441	Feed Regulating Handle Shaft Sleeve Set Screw .....	03
202622	10438	Feed Regulating Handle Shaft Sleeve Washer .....	01
202036	10438	Feed Regulating Handle Stop Pin .....	01
204214	—	Feed Regulating Handle complete, Nos. 200291E, 204207, 204211 and 204212 .....	95
204935	12822	Hook (sewing) with 204217 .....	1 50
204217	10649	" Bobbin Case Stud .....	10
204936	10458	" Bracket with 200379c, two 200380c and three 204234 .....	80
204937	—	Hook Bracket 204936 with 204941 .....	1 20
204938	—	" " 204937 with 204224, 204225, 204539, 204942, two each 204223 and 204231 .....	2 25
200379c	10665	Hook Bracket Adjusting Screw (lower)	02
200380c	12319	" " " " (upper) ..	02
204539	10458	" " Bobbin Case Stop (hinged)	40
204223	10665	" " " " " Hinge Pin	01
204224	10665	" " " " " Latch	20
204223	10665	" " " " " " "	
204225	10665	Hinge Pin .....	01
204225	10665	Hook Bracket Bobbin Case Stop Latch Spring .....	02
200085c	10649	Hook Bracket Screw (2) .....	03
204939	10457	Hook Bracket complete, Nos. 204935 and 204938 .....	3 75
204940	10459	Hook Driver with 204242 and 204243 .....	1 25
204885	10669	" " Bevel Gear, 25 teeth, with two 200348c .....	75
200348c	10665	Hook Driver Bevel Gear Set Screw .....	03
208246	—	" " Crank .....	40
204240	10649	" " " 208246 with 200378c, 200662c, 201530E and two 200348c .....	60
204241	10662	Hook Driver Crank Link .....	25
200669c	10665	" " " " Stud .....	06

No.	Plate	Name	Each
201530E	10665	Hook Driver Crank Link Stud Nut .....	\$ 04
200348c	10665	" " " Set Screw (long) .....	03
200378c	12311	" " " " " (short) .....	02
200662c	10665	" " " Stud .....	07
201530E	10665	" " " " Nut .....	04
204243	10649	" " Pin .....	01
204242	12821	" " Washer .....	01
204887	10669	" Driving Bevel Gear (intermediate), 24 teeth .....	75
204888	—	Hook Driving Bevel Gear (intermediate) Bracket .....	50
206078	10669	Hook Driving Bevel Gear (intermediate) Bracket 204888 with 200772c, 201514E and 204887 .....	1 45
200041E	10669	Hook Driving Bevel Gear (intermediate) Bracket Screw (2) .....	05
200772c	10669	Hook Driving Bevel Gear (intermediate) Bracket Screw Stud .....	15
201514E	10669	Hook Driving Bevel Gear (intermediate) Bracket Screw Stud Nut .....	04
204890	12670	Hook Driving Bevel Gear (intermediate) Oil Guard .....	15
200113F	10662	Hook Driving Bevel Gear (intermediate) Oil Guard Screw (2) .....	03
204886	10669	Hook Driving Bevel Gear Shaft, 25 teeth	1 50
204393	12828	" " " " " Bushing	12
204891	12841	" " Shaft .....	1 60
204245	12670	" " " Bearing .....	20
202126	12821	" " " " Position Pin .....	01
200516E	12311	" " " " Screw .....	08
204246	10662	" " " Collar with two 200383c	20
200383c	10435	" " " " Set Screw .....	02
204941	10459	" Race, .156 in. thick, 1.906 in. diam. . .	40
204942	10458	" " Cap (iron) .....	15
204230	10665	" " " Spring .....	02
204231	10665	" " " " 204230 with 200792E	12
200792E	10665	" " " " Screw .....	10
204234	10665	" " Position Pin .....	01
202445	12826	Knee Lifter Connection Lever with 202446 .....	07
227312	—	Knee Lifter Connection Lever 202445 with 200224H, 200262H, 227303 and 227308 .....	50
200224H	10644	Knee Lifter Connection Lever Hinge Screw .....	12
227308	12841	Knee Lifter Connection Lever Lifting Rod with 202302 .....	05
202302	12321	Knee Lifter Connection Lever Lifting Rod Cotter Pin .....	01
202446	12821	Knee Lifter Connection Lever Pin .....	03

No.	Plate	Name	Each
227303	12841	Knee Lifter Lifting Lever	\$ 12
200262r	12820	" " " " Hinge Screw	10
204958	12825	Lifting Lever with 200122b	1 25
204959	—	" " 204958 with 204960	1 75
204477	12827	" " Driving Crank	80
204478	12825	" " " " Link	40
200122b	12820	" " " " Stop Screw	03
200400c	12820	" " " " Position Screw	04
200387c	12820	" " " " " "	
		Set Screw	02
204479	12821	Lifting Lever Driving Crank Position Screw Set Screw Packing (brass)	01
200181b	12820	Lifting Lever Stop Screw	03
204960	12825	" " Stud Lifting Bracket with 200086c, 200181b and 200695e	90
200086c	10441	Lifting Lever Stud Lifting Bracket Pinch Screw	03
204637	10509	Lifting Presser Foot, for curtain hemming	2 25
200074r	10441	" " " Screw	03
208613	—	Needle Bar (hollow)	75
204247	10433	" " 208613 with 200125e, 200175e and 204250	80
206106	12827	Needle Bar Connecting Link with 200188c	50
200188c	12820	" " " " Pinch Screw	02
204962	12828	" " " Stud with two 200387c	45
200387c	12820	" " " " Set Screw	02
204963	12836	" " Frame	1 50
204916	12825	" " Driving Cam with two 200347c	1 50
204917	12836	Needle Bar Frame Driving Cam Cover	50
200571b	10644	" " " " " "	
		Screw (3)	05
204918	12825	Needle Bar Frame Driving Cam Follower	35
200347c	12321	" " " " " Set Screw	03
204919	12838	" " " Pitman with 200741c, 201531e, 204921 and two 200110b	1 35
200741c	10671	Needle Bar Frame Pitman Ball Screw	10
*204921	—	" " " " " " Cap	—
200110b	10649	" " " " " " " "	
		Screw	02
201531e	—	Needle Bar Frame Pitman Ball Screw Nut	03
204922	10671	Needle Bar Frame Pitman Connection (adjustable)	50
204841	—	Needle Bar Frame Pitman Connection 204922 with 204923	60
204926	—	Needle Bar Frame Pitman Connection 204841 with 204919, 204921 and two 200110b	2 00

No.	Plate	Name	Each
204923	10671	Needle Bar Frame Pitman Connection Bearing	\$ 10
204924	12821	Needle Bar Frame Pitman Connection Clamp Washer	03
200110b	10649	Needle Bar Frame Pitman Connection Clamp Washer Screw	02
204943	12827	Needle Bar Frame Pitman Connection Slide (double) with two 200330e	40
200330e	12820	Needle Bar Frame Pitman Connection Slide Screw	04
202104	12821	Needle Bar Frame Pitman Connection Slide Washer (2)	01
201581b	12820	Needle Bar Frame Pitman Connection Slide Wing Nut (2)	12
204945	—	Needle Bar Frame Pitman Connection complete, Nos. 204926, 204943, two each 201581b and 202104	2 65
206102	12827	Needle Bar Frame Regulator with 202090 and 204928	1 35
*204928	—	Needle Bar Frame Regulator Shaft	—
202574	10662	" " " " Collar with 200380c	15
200380c	12319	Needle Bar Frame Regulator Shaft Collar Set Screw	02
202090	10675	Needle Bar Frame Regulator Shaft Pin	01
200410c	10644	" " " Screw Center (lower or upper)	06
201517c	10669	Needle Bar Frame Screw Center Nut (lower or upper)	05
204250	12823	Needle Bar Thread Guide	03
200175e	10649	" " " " Screw	02
200125e	10649	" Set Screw	02
204251	10433	Presser Bar (hollow) with 200074r	80
204252	10441	" " Lifter	20
200550c	10441	" " " Hinge Screw	08
204481	12825	" " Lifting Bracket Position Guide	35
200362c	10441	Presser Bar Lifting Bracket Position Guide Set Screw	03
204327	—	Presser Bar Packing Washer (felt) Per 100	25
200504e	10673	Presser Bar Screw Bushing (lower)	05
204255	10441	" " Spring	10
200491b	10441	" " Thumb Screw (pressure reg- ulating)	25
202068	12153	Spool Holder Base	15
200575h	12311	" " " Screw	05
204296	12153	" " Wire	10
200079h	12311	" " " Hinge Screw	02



No.	Plate	Name	Each
204297	12153	Spool Holder complete, Nos. 200079H, 202068 and 204296 .....	\$ 25
208391	12838	Take-up Cam with 200347c, 200383c, 200387c, 200400c, 200430c and 204479 ..	1 50
203172	10445	Take-up Cam Friction Washer .....	05
200430c	10445	" " Position Screw .....	08
200383c	10435	" " " Check Screw .....	02
200347c	12321	" " Set Screw .....	03
206107	---	Take-up Cam complete, Nos. 204177, 206106 and 208391 .....	3 00
204262	10445	Take-up Lever with 204265 .....	60
206556	---	" " 204262 with 204263 .....	75
204263	10445	" " Bearing with 204264 .....	15
204264	10445	" " Position Pin .....	01
200042F	10445	" " Screw .....	05
204265	10445	" " Oil Guard .....	05
201816	10445	" " Roller .....	12
204266	10445	Take-up Lever complete, Nos. 200012F, 201816 and 206556 .....	90
202402	10675	Tension Disc .....	05
202090	10675	" " Position Pin .....	01
204933	12824	" Release Lever .....	30
200286F	10671	" " Hinge Screw .....	05
201527H	10669	" " " " " Nut ..	03
204934	10671	" " " " " Washer	04
200695F	12820	" " " Switch Screw Stud	10
202407	10675	" Spring .....	05
200632B	10675	" Stud .....	20
200397H	10675	" " Set Screw .....	02
201572B	10675	" Thumb Nut .....	04
204271	10675	" Washer .....	05
206639	10675	Tension complete, Nos. 200632B, 201572B, 202407, 204271 and two 202402 .....	45
204274	10675	Thread Controller Plate .....	12
200577H	12311	" " " Screw .....	02
202098	10675	" " Roller .....	05
204275	10675	" " Guard .....	10
202084	10675	" " " Washer .....	01
200300c	10675	" " " Screw .....	04
204276	10675	" " Spring ... (Per 100 \$1.25)	03
204333	10675	" " Guard .....	08
200581H	10675	" " " Screw .....	02
202087	10675	" " " Stop .....	03
202088	10675	" " " Stud with 204925 ..	10
200366H	10675	" " " Set Screw ..	02
204925	10675	" " " Washer .....	01
205987	10675	Thread Controller complete, Nos. 200300c, 200581H, 202084, 202098, 204274, 204275 and 204333 .....	42

No.	Plate	Name	Each
204280	10675	Thread Controller and Spring complete, Nos. 204276 and 205987 .....	\$ 45
204459	10663	Thread Guide .....	02
202412	12823	" " .....	06
202090	10675	" Retainer Guide Wire .....	01
202091	10675	" " Sleeve .....	05
202092	10675	" " Spring .....	01
204058B	10675	" " Stud .....	07
200368H	10675	" " " Set Screw .....	02
204059	10675	Thread Retainer complete, Nos. 202091, 202092 and 204058B .....	15
206088	12833	Throat Plate, 50 needle hole, for needle sizes 14 and 15, for 207652 .....	50
202062	12821	Throat Plate Position Pin .....	01
200577H	12311	" " Screw .....	02
206093	12825	Vibrating Presser Bar .....	55
204965	---	" " " 206093 with 204967 and two 200138D .....	70
200935F	12820	Vibrating Presser Bar Hinge Screw ....	08
201534E	12820	" " " " " Nut	03
204966	12825	" " " Position Guide with 204051 .....	40
204051	12821	Vibrating Presser Bar Position Guide Position Pin .....	01
200085c	10649	Vibrating Presser Bar Position Guide Screw .....	03
204967	12825	Vibrating Presser Bar Spring .....	10
200138D	12820	" " " " Screw ....	02
204614	10509	" " Foot .....	1 75
200098F	10438	" " " Screw .....	03
203357	12821	" " " " Washer .....	01

**LIST OF PARTS COMPLETE**  
**FOR**  
**MACHINE No. 17w10**

**ALTERNATING PRESSERS**

For Overseaming, Joining Carpets, Glove Making, Etc.

No.	Plate	Name	Each
*204950	—	Arm .....	\$ —
*205000	—	" 204950 with 200439c, 202036 and 204705 .....	—
204163	10433	Arm Cap .....	10
200278H	12311	" " Screw .....	05
202248H	10673	" " " Washer .....	05
204235	10435	" Position Pin (2) .....	02
200963E	12311	" Screw (3) .....	06
202005	10673	" " Washer (3) .....	01
204951	12841	" Shaft .....	2 00
204705	12670	" " Bushing (front) .....	35
200439c	12311	" " " Position Screw .....	05
204165	12837	" " Connection with four 200054E (2) .....	75
200054E	10673	Arm Shaft Connection Screw .....	03
204174	12840	Balance Wheel, 5½ in. diam. (belt groove 3 in. diam.), with 200328c and 200335c	1 00
200062H	12311	Balance Wheel Adjusting Screw .....	07
200328c	12311	" " Position Screw .....	04
200335c	12311	" " Set Screw .....	04
*204872	—	Bed .....	—
*208652	—	" 204872 with 202062, 204245, 204393 and two 200516E .....	—
202258	12153	Bed Hinge Connection (2) .....	08
200570E	12311	" " " Screw (4) .....	05
206105	12836	" Slide (back) .....	30
204739	10433	" " (front) .....	20
204178	10649	Bobbin .....	05
208382	12823	" Case (solid center bearing) with 204181 .....	60
204181	10649	Bobbin Case Position Finger .....	01
204531	12823	" " Tension Spring .....	10
200598F	10649	" " " " Regulating Screw .....	02
200592F	10649	Bobbin Case Tension Spring Screw .....	02

No.	Plate	Name	Each
208382	12823	Bobbin Case complete, Nos. 200592F, 200598F, 204531 and 208382 .....	\$ 75
200459D	10435	Cloth Guide Thumb Screw .....	10
204955	—	Face Plate with 200366H, 200368H, 202087, 204185, two each 200397H and 202090 .....	1 00
200053c	10435	Face Plate Screw .....	04
204185	10435	" " Thread Guide .....	03
200397H	10675	" " " " Set Screw .....	02
204956	12840	Face Plate complete, Nos. 200286F, 200577H, 201527H, 202088, 204059, 204280, 204933, 204934, 204955 and 206639 .....	2 65
204875	10663	Feed Bar with 204189 .....	60
206594	—	" " 204875 with 200214E, 201525E and 204877 .....	1 10
200214E	10435	Feed Bar Hinge Screw .....	12
201525E	10435	" " " " Nut .....	03
204188	10435	" " Spring .....	03
204189	10435	" " " Hook .....	01
206083	12834	" Dog, for 206088 .....	50
200106E	10435	" " Screw (2) .....	02
210779	—	" Driving Cam .....	45
204191	10662	" " " 210779 with 200378c and 200437c .....	50
206079	12826	Feed Driving Cam Fork Lever with 204293 and 204928 .....	80
204193	12670	Feed Driving Cam Fork Lever Connection with 200668c and 201525E .....	35
204194	10438	Feed Driving Cam Fork Lever Connection Clamp with 200031c .....	45
200031c	10438	Feed Driving Cam Fork Lever Connection Clamp Pinch Screw .....	04
200668c	10438	Feed Driving Cam Fork Lever Connection Clamp Screw Stud .....	06
201525E	10435	Feed Driving Cam Fork Lever Connection Clamp Screw Stud Nut .....	03
200002E	10644	Feed Driving Cam Fork Lever Connection Hinge Screw .....	07
201522E	10673	Feed Driving Cam Fork Lever Connection Hinge Screw Nut .....	03
*204928	—	Feed Driving Cam Fork Lever Shaft .....	—
204197	10662	" " " " " " Col- lar with 200113F .....	15
200113F	10662	Feed Driving Cam Fork Lever Shaft Col- lar Set Screw .....	03
204293	10662	Feed Driving Cam Fork Lever Shaft Posi- tion Pin .....	01
204968	10662	Feed Driving Cam Fork Lever Shaft Sleeve (split) .....	15

No.	Plate	Name	Each
200043c	12311	Feed Driving Cam Fork Lever Shaft Sleeve Set Screw .....	\$ 04
201524E	10673	Feed Driving Cam Fork Lever Shaft Sleeve Set Screw Nut .....	03
206080	—	Feed Driving Cam Fork Lever complete, Nos. 204194 and 206079 .....	1 25
200437c	12311	Feed Driving Cam Position Screw .....	06
200378c	12311	" " " Set Screw .....	02
204294	12841	" " Rock Shaft .....	35
206555	—	" " " " 204294 with 200002F, 201522E and 204193 .....	80
202305c	10662	Feed Driving Rock Shaft Center (2) ....	06
200043c	12311	" " " " " Set Screw (2) .....	04
204877	10663	Feed Driving Rock Shaft Crank with 204189 (on right side) and two 200383c .....	35
200383c	10435	Feed Driving Rock Shaft Crank Set Screw .....	02
204201	10662	" Lifting Cam Crank with 200335c, 200431c, 200669c and 201530E .....	1 00
200431c	10662	Feed Lifting Cam Crank Position Screw .....	08
200335c	12311	" " " " Set Screw .....	04
204202	10662	" " " Fork with 200027E .....	75
200027E	10673	" " " " Pinch Screw .....	04
204878	12670	" " Rock Shaft with 204264 .....	30
204503	—	" " " " 204878 with 200942F and 204204 .....	50
202305c	10662	Feed Lifting Rock Shaft Center (2) ....	06
200043c	12311	" " " " " Set Screw (2) .....	04
204204	12828	Feed Lifting Rock Shaft Slide Block .....	15
200942F	10673	" " " " " " Hinge Screw .....	05
204264	10445	Feed Lifting Rock Shaft Slide Block Position Pin .....	01
204206	12826	Feed Regulating Handle .....	10
204207	—	" " " 204206 with 200098F, 202622, 204208 to 204210, 204213 and 204925 .....	55
204208	10438	Feed Regulating Handle Adjustable Stop .....	05
200098F	10438	" " " " " Screw .....	03
204925	10675	Feed Regulating Handle Adjustable Stop Screw Washer .....	01
204209	10438	Feed Regulating Handle Position Pin ..	01
204210	10438	" " " Shaft .....	20
204211	10438	" " " " Crank with 200098F .....	20
204212	10438	Feed Regulating Handle Shaft Crank Link .....	15

No.	Plate	Name	Each
200271E	10438	Feed Regulating Handle Shaft Crank Link Hinge Screw (lower) .....	\$ 05
200291E	10438	Feed Regulating Handle Shaft Crank Link Hinge Screw (upper) .....	05
200098F	10438	Feed Regulating Handle Shaft Crank Set Screw .....	03
204213	10438	Feed Regulating Handle Shaft Sleeve (split) .....	15
200362c	10441	Feed Regulating Handle Shaft Sleeve Set Screw .....	03
202622	10438	Feed Regulating Handle Shaft Sleeve Washer .....	01
202036	10438	Feed Regulating Handle Stop Pin .....	01
204211	—	Feed Regulating Handle complete, Nos. 200291E, 204207, 204211 and 204212 ....	95
204935	12822	Hook (sewing) with 204217 .....	1 50
204217	10649	Hook Bobbin Case Stud .....	10
204936	10458	" Bracket with 200379c, two 200380c and three 204234 .....	80
204937	—	Hook Bracket 204936 with 204941 .....	1 20
204938	—	" " 204937 with 204224, 204225, 204539, 204942, two each 204223 and 204231 .....	2 25
200379c	10665	Hook Bracket Adjusting Screw (lower) .....	02
200380c	12319	" " " " (upper) .....	02
204539	10458	" " Bobbin Case Stop (hinged) .....	40
204223	10665	" " " " " Hinge Pin .....	01
204224	10665	" " " " " Latch .....	20
204223	10665	" " " " " Hinge Pin .....	01
204225	10665	Hook Bracket Bobbin Case Stop Latch Spring .....	02
200085c	10649	Hook Bracket Screw (2) .....	03
204939	10457	Hook Bracket complete, Nos. 204935 and 204938 .....	3 75
204940	10459	Hook Driver with 204242 and 204243 ....	1 25
204885	10669	" " Bevel Gear, 25 teeth, with two 200348c .....	75
200348c	10665	Hook Driver Bevel Gear Set Screw .....	03
208246	—	" " Crank .....	40
204240	10649	" " " 208246 with 200378c, 200662c, 201530E and two 200348c ....	60
204241	10662	Hook Driver Crank Link .....	25
200669c	10665	" " " " Stud .....	06
201530E	10665	" " " " " Nut .....	04
200348c	10665	" " " Set Screw (long) .....	03
200378c	12311	" " " " " (short) .....	02
200662c	10665	" " " Stud .....	07
201530E	10665	" " " " Nut .....	04
204243	10649	" " Pin .....	01

No.	Plate	Name	Each
204242	12821	Hook Driver Washer .....	\$ 01
204887	10669	" Driving Bevel Gear (intermediate), 24 teeth .....	75
204888	—	Hook Driving Bevel Gear (intermediate) Bracket .....	50
206078	10669	Hook Driving Bevel Gear (intermediate) Bracket 204888 with 200772c, 201514E and 204887 .....	1 45
200041E	10669	Hook Driving Bevel Gear (intermediate) Bracket Screw (2) .....	05
200772c	10669	Hook Driving Bevel Gear (intermediate) Bracket Screw Stud .....	15
201514E	10669	Hook Driving Bevel Gear (intermediate) Bracket Screw Stud Nut .....	04
204890	12670	Hook Driving Bevel Gear (intermediate) Oil Guard .....	15
200113F	10662	Hook Driving Bevel Gear (intermediate) Oil Guard Screw (2) .....	03
204886	10669	Hook Driving Bevel Gear Shaft, 25 teeth	1 50
204393	12828	" " " " Bushing	12
204891	12841	" " Shaft .....	1 60
204245	12670	" " Bearing .....	20
202126	12821	" " " " Position Pin .....	01
200516E	12311	" " " " Screw .....	08
204246	10662	" " " Collar with two 200383c	20
200383c	10435	" " " " Set Screw .....	02
204941	10459	" Race, .156 in. thick, 1.906 in. diam...	40
204942	10458	" " Cap (iron) .....	15
204230	10665	Hook Race Cap Spring .....	02
204231	10665	" " " " 204230 with 200792E	12
200792E	10665	" " " " Screw .....	10
204234	10665	" " Position Pin .....	01
202445	12826	Knee Lifter Connection Lever with 202446 .....	07
227312	—	Knee Lifter Connection Lever 202445 with 200224H, 200262H, 227303 and 227308 .....	50
200224H	10644	Knee Lifter Connection Lever Hinge Screw .....	12
227308	12841	Knee Lifter Connection Lever Lifting Rod with 202302 .....	05
202302	12321	Knee Lifter Connection Lever Lifting Rod Cotter Pin .....	01
202446	12821	Knee Lifter Connection Lever Pin .....	03
227303	12841	" " Lifting Lever .....	12
200262H	12820	" " " " Hinge Screw ..	10
204958	12825	Lifting Lever with 200122b .....	1 25
204959	—	" " 204958 with 204960 .....	1 75
204477	12827	" " Driving Crank .....	80
204478	12825	" " " Link .....	40

No.	Plate	Name	Each
200122b	12820	Lifting Lever Driving Crank Link Stop Screw .....	\$ 03
200400c	12820	Lifting Lever Driving Crank Position Screw .....	04
200387c	12820	Lifting Lever Driving Crank Position Screw Set Screw .....	02
204479	12821	Lifting Lever Driving Crank Position Screw Set Screw Packing (brass) ....	01
200181b	12820	Lifting Lever Stop Screw .....	03
204960	12825	" " Stud Lifting Bracket with 200086c, 200181b and 200695F .....	90
200086F	10441	Lifting Lever Stud Lifting Bracket Pinch Screw .....	03
204637	10509	Lifting Presser Foot .....	2 25
200074F	10441	" " " Screw .....	03
208613	—	Needle Bar (hollow) .....	75
204247	10433	" " 208613 with 200125E, 200175E and 204250 .....	80
206106	12827	Needle Bar Connecting Link with 200188c	50
200188c	12820	" " " " Pinch Screw	02
204962	12828	" " " Stud with two 200387c .....	45
200387c	12820	Needle Bar Connecting Stud Set Screw	02
204963	12836	" " Frame .....	1 50
204916	12825	" " " Driving Cam with two 200347c .....	1 50
204917	12836	Needle Bar Frame Driving Cam Cover	50
200571B	10644	" " " " " " " Screw (3) .....	05
204918	12825	Needle Bar Frame Driving Cam Follower	35
200347c	12321	" " " " " Set Screw	03
204919	12838	" " " Pitman with 200741c, 201531E, 204921 and two 200110B .....	1 35
200741c	10671	Needle Bar Frame Pitman Ball Screw ...	10
*204921	—	" " " " " " Cap	—
200110B	10649	" " " " " " " Screw .....	02
201531E	—	Needle Bar Frame Pitman Ball Screw Nut .....	03
204922	10671	Needle Bar Frame Pitman Connection (adjustable) .....	50
204841	—	Needle Bar Frame Pitman Connection 204922 with 204923 .....	60
204926	—	Needle Bar Frame Pitman Connection 204841 with 204919, 204924 and two 200110B .....	2 00
204923	10671	Needle Bar Frame Pitman Connection Bearing .....	10
204924	12821	Needle Bar Frame Pitman Connection Clamp Washer .....	03

No.	Plate	Name	Each
200110B	10649	Needle Bar Frame Pitman Connection Clamp Washer Screw .....	\$ 02
200791E	12820	Needle Bar Frame Pitman Connection Slide .....	15
206505	12821	Needle Bar Frame Pitman Connection Slide Stop .....	10
200135C	12820	Needle Bar Frame Pitman Connection Slide Stop Screw .....	03
225908	12821	Needle Bar Frame Pitman Connection Slide Stop Screw Washer .....	02
202104	12821	Needle Bar Frame Pitman Connection Slide Washer .....	01
201581B	12820	Needle Bar Frame Pitman Connection Slide Wing Nut .....	12
204944	—	Needle Bar Frame Pitman Connection complete, Nos. 200791E, 201581B, 202104 and 204926 .....	2 30
206102	12827	Needle Bar Frame Regulator with 202090 and 204928 .....	1 35
*204928	—	Needle Bar Frame Regulator Shaft .....	—
202574	10662	" " " " " Collar with 200380C .....	15
200380C	12319	Needle Bar Frame Regulator Shaft Collar Set Screw .....	02
202090	10675	Needle Bar Frame Regulator Shaft Pin ..	01
200410C	10644	" " " Screw Center (lower or upper) .....	06
201517C	10669	Needle Bar Frame Screw Center Nut (lower or upper) .....	05
204250	12823	Needle Bar Thread Guide .....	03
200175E	10649	" " " " Screw .....	02
200125F	10649	" Set Screw .....	02
204251	10433	Presser Bar (hollow) with 200074F .....	80
204252	10441	" " Lifter .....	20
200550C	10441	" " " Hinge Screw .....	08
204254	10441	" " Lifting Bracket Position Guide .....	30
200362C	10441	Presser Bar Lifting Bracket Position Guide Set Screw .....	03
204327	—	Presser Bar Packing Washer (felt) ..... Per 100 .....	25
200504E	10673	Presser Bar Screw Bushing (lower) ....	05
204255	10441	" " Spring .....	10
200491B	10441	" " Thumb Screw (pressure reg- ulating) .....	25
202068	12153	Spool Holder Base .....	15
200575H	12311	" " " Screw .....	05
204296	12153	" " Wire .....	10
200079H	12311	" " " Hinge Screw .....	02

No.	Plate	Name	Each
204297	12153	Spool Holder complete, Nos. 200079H, 202068 and 204296 .....	\$ 25
208391	12838	Take-up Cam with 200347C, 200383C, 200387C, 200400C, 200430C and 204479 ..	1 50
203172	10445	Take-up Cam Friction Washer .....	05
200430C	10445	" " Position Screw .....	08
200383C	10435	" " " " Check Screw .....	02
200347C	12321	" " Set Screw .....	03
206107	—	Take-up Cam complete, Nos. 204477, 206106 and 208391 .....	3 00
204262	10445	Take-up Lever with 204265 .....	60
206556	—	" " 204262 with 204263 .....	75
204263	10445	" " Bearing with 204264 .....	15
204264	10445	" " " Position Pin .....	01
200042F	10445	" " " Screw .....	05
204265	10445	" " Oil Guard .....	05
201816	10445	" " Roller .....	12
204266	10445	Take-up Lever complete, Nos. 200042F, 201816 and 206556 .....	90
202402	10675	Tension Disc .....	05
202090	10675	" " Position Pin .....	01
204933	12821	" Release Lever .....	30
200286F	10671	" " " Hinge Screw .....	05
201527H	10669	" " " " " Nut ..	03
204934	10671	" " " " " Washer ..	04
200695F	12820	" " " Switch Screw Stud	10
202407	10675	" Spring .....	05
200632B	10675	" Stud .....	20
200397H	10675	" " Set Screw .....	02
201572B	10675	" " Thumb Nut .....	04
204271	10675	" Washer .....	05
206639	10675	Tension complete, Nos. 200632B, 201572B, 202407, 204271 and two 202402 .....	45
204274	10675	Thread Controller Plate .....	12
200577H	12311	" " " Screw .....	02
202098	10675	" " Roller .....	05
204275	10675	" " " Guard .....	10
202084	10675	" " " Washer .....	01
200300C	10675	" " " Screw .....	04
204276	10675	" " Spring.... (Per 100 \$1.25)	03
204333	10675	" " " Guard .....	08
200581H	10675	" " " " Screw .....	02
202087	10675	" " " Stop .....	03
202088	10675	" " " Stud with 204925 ..	10
200366H	10675	" " " " Set Screw ..	02
204925	10675	" " " " Washer .....	01
205987	10675	Thread Controller complete, Nos. 200300C, 200581H, 202084, 202098, 204274, 204275 and 204333 .....	42

No.	Plate	Name	Each
204280	10675	Thread Controller and Spring complete, Nos. 204276 and 205987 .....	\$ 45
204459	10663	Thread Guide .....	02
202412	12823	" " .....	06
205960	12821	" Retainer Guide Wire .....	01
202091	10675	" " Sleeve .....	05
202092	10675	" " Spring .....	01
204058B	10675	" " Stud .....	07
200368H	10675	" " " Set Screw .....	02
204059	10675	Thread Retainer complete, Nos. 202091, 202092 and 204058B .....	15
206088	12833	Throat Plate, 50 needle hole, for needle sizes 14 and 15, for 206083 .....	50
202062	12821	Throat Plate Position Pin .....	01
200577H	12311	" " Screw .....	02
206093	12825	Vibrating Presser Bar .....	55
204965	—	" " " 206093 with 204967 and two 200138D .....	70
200935F	12820	Vibrating Presser Bar Hinge Screw ....	08
201534E	12820	" " " " " Nut .....	03
204966	12825	" " " " Position Guide with 204051 .....	40
204051	12821	Vibrating Presser Bar Position Guide Position Pin .....	01
200085c	10649	Vibrating Presser Bar Position Guide Screw .....	03
204967	12825	Vibrating Presser Bar Spring .....	10
200138D	12820	" " " " Screw ....	02
204614	10509	" " Foot .....	1 75
200098F	10438	" " " Screw .....	03
203357	12821	" " " " Washer .....	01

## LIST OF PARTS COMPLETE

FOR

## MACHINE No. 17w11

HIGH ARM ZIGZAG

For Overseaming Heavy Work.

No.	Plate	Name	Each
*206625	—	Arm .....	\$ —
*215721	—	" 206625 with 200431c, 20126 and 204162 .....	—
204163	10433	Arm Cap .....	10
200278H	12311	" " Screw .....	05
202248H	10673	" " " Washer .....	05
204235	10435	" Position Pin (2) .....	02
200963E	12311	" Screw (3) .....	06
202005	10673	" " Washer (3) .....	01
204291	12841	" Shaft .....	2 00
204162	12838	" " Bushing (front) .....	35
200431c	10662	" " " Position Screw .....	08
204706	12837	" " Connection with four 200054E (2) .....	1 00
200054E	10673	Arm Shaft Connection Screw .....	03
215672	12840	Balance Wheel, 7 in. diam. (belt groove 5 in. diam.), with 200335c and 200338c .....	2 00
200926H	—	Balance Wheel Adjusting Screw .....	10
200338c	12820	" " Position Screw .....	04
200335c	12311	" " " Set Screw .....	04
*204872	—	Bed .....	—
*208652	—	" 204872 with 202062, 204235, 204393 and two 200516E .....	—
202258	12153	Bed Hinge Connection (2) .....	08
200570E	12311	" " " Screw (4) .....	05
206105	12836	" Slide (back) .....	30
204739	10433	" " (front) .....	20
204178	10649	Bobbin .....	05
208382	12823	" Case (solid center bearing) with 204181 .....	60
204181	10649	Bobbin Case Position Finger .....	01
204531	12823	" " Tension Spring .....	10
200598F	10649	" " " " " Regulating Screw .....	02
200592F	10649	Bobbin Case Tension Spring Screw ....	02

No.	Plate	Name	Each
208383	12823	Bobbin Case complete, Nos. 200592e, 200598e, 204531 and 208382 .....	\$ 75
206626	—	Face Plate with 200366n, 200368n, 200397n, 202087, 202090, 204185, 204281, 204730 and two 200385n .....	1 10
200053c	10435	Face Plate Screw .....	04
204185	10435	" " Thread Guide .....	03
200385n	10435	" " " " Set Screw .....	02
206627	12840	Face Plate complete, Nos. 200286e, 200577n, 201527n, 204059, 204731, 204795, 204934, 206007, 206626 and 206639 .....	3 35
204875	10663	Feed Bar with 204189 .....	60
206594	—	" " 204875 with 200214e, 201525e and 204877 .....	1 10
200214e	10435	Feed Bar Hinge Screw .....	12
201525e	10435	" " " " Nut .....	03
204188	10435	" " Spring .....	03
204189	10435	" " " Hook .....	01
207489	12834	" Dog, for 207490 .....	50
200106e	10435	" " Screw (2) .....	02
206015	12826	" Driving Cam with 200378c and 200437c .....	50
206079	12826	Feed Driving Cam Fork Lever with 204293 and 204928 .....	80
204193	12670	Feed Driving Cam Fork Lever Connection with 200668c and 201525e .....	35
204194	10438	Feed Driving Cam Fork Lever Connection Clamp with 200031c .....	45
200031c	10438	Feed Driving Cam Fork Lever Connection Clamp Pinch Screw .....	04
200668c	10438	Feed Driving Cam Fork Lever Connection Clamp Screw Stud .....	06
201525e	10435	Feed Driving Cam Fork Lever Connection Clamp Screw Stud Nut .....	03
200002e	10644	Feed Driving Cam Fork Lever Connection Hinge Screw .....	07
201522e	10673	Feed Driving Cam Fork Lever Connection Hinge Screw Nut .....	03
*204928	—	Feed Driving Cam Fork Lever Shaft .....	—
204197	10662	" " " " " Col- lar with 200113f .....	15
200113f	10662	Feed Driving Cam Fork Lever Shaft Col- lar Set Screw .....	03
204293	10662	Feed Driving Cam Fork Lever Shaft Posi- tion Pin .....	01
204968	10662	Feed Driving Cam Fork Lever Shaft Sleeve (split) .....	15
200043c	12311	Feed Driving Cam Fork Lever Shaft Sleeve Set Screw .....	04

No.	Plate	Name	Each
201524e	10673	Feed Driving Cam Fork Lever Shaft Sleeve Set Screw Nut .....	\$ 03
206080	—	Feed Driving Cam Fork Lever complete, Nos. 204194 and 206079 .....	1 25
200437c	12311	Feed Driving Cam Position Screw .....	06
200378c	12311	" " " " Set Screw .....	02
204294	12841	" " Rock Shaft .....	35
206555	—	" " " " 204294 with 200002e, 201522e and 201193 .....	80
202305c	10662	Feed Driving Rock Shaft Center (2) .....	06
200043c	12311	" " " " " Set Screw (2) .....	04
204877	10663	Feed Driving Rock Shaft Crank with 204189 (on right side) and two 200383c .....	35
200383c	10435	Feed Driving Rock Shaft Crank Set Screw .....	02
206016	12826	Feed Lifting Cam Crank with 200335c, 200431c, 200669c and 201530e .....	1 00
200431c	10662	Feed Lifting Cam Crank Position Screw .....	08
200335c	12311	" " " " Set Screw .....	04
204202	10662	" " " Fork with 200027e .....	75
200027e	10673	" " " " Pinch Screw .....	04
204878	12670	" " Rock Shaft with 204264 .....	30
204503	—	" " " " 204878 with 200942e and 204204 .....	50
202305c	10662	Feed Lifting Rock Shaft Center (2) .....	06
200043c	12311	" " " " " Set Screw (2) .....	04
204204	12828	Feed Lifting Rock Shaft Slide Block .....	15
200942e	10673	" " " " " " " Hinge Screw .....	05
204264	10445	Feed Lifting Rock Shaft Slide Block Position Pin .....	01
204206	12826	Feed Regulating Handle .....	10
204713	—	" " " 204206 with 200098e, 202622, 204208, 204209, 204213, 204714 and 204925 .....	55
204208	10438	Feed Regulating Handle Adjustable Stop .....	05
200098e	10438	" " " " " " Screw .....	03
204925	10675	Feed Regulating Handle Adjustable Stop Screw Washer .....	01
204209	10438	Feed Regulating Handle Position Pin .....	01
204714	12826	" " " Shaft .....	20
204211	10438	" " " " Crank with 200098e .....	20
204212	10438	Feed Regulating Handle Shaft Crank Link .....	15
200271e	10438	Feed Regulating Handle Shaft Crank Link Hinge Screw (lower) .....	05

No.	Plate	Name	Each
200291E	10438	Feed Regulating Handle Shaft Crank Link Hinge Screw (upper) .....	\$ 05
200098E	10438	Feed Regulating Handle Shaft Crank Set Screw .....	03
204213	10438	Feed Regulating Handle Shaft Sleeve (split) .....	15
200362c	10441	Feed Regulating Handle Shaft Sleeve Set Screw .....	03
202622	10438	Feed Regulating Handle Shaft Sleeve Washer .....	01
202126	12821	Feed Regulating Handle Stop Pin .....	01
204715	—	Feed Regulating Handle complete, Nos. 200291E, 204211, 204212 and 204713 .....	95
206638	12841	Foot Lifter Lifting Lever .....	25
200262r	12820	" " " " Hinge Screw .....	10
227569	12841	" " " " Rod with 202302 .....	09
204126	12321	" " " " " Clamp with two 200530c .....	20
227316	12835	Foot Lifter Lifting Lever Rod Clamp Hook .....	05
200530c	12321	Foot Lifter Lifting Lever Rod Clamp Screw .....	05
202302	12321	Foot Lifter Lifting Lever Rod Cotter Pin .....	01
206628	12821	" " " " " Spring .....	05
227227	12835	" " " " " " Collar with 200113E .....	15
200113E	10662	Foot Lifter Lifting Lever Rod Spring Collar Set Screw .....	03
206640	—	Foot Lifter Lifting Lever complete, Nos. 200262r, 204126, 206628, 206638, 227227, 227316 and 227569 .....	85
204935	12822	Hook (sewing) with 204217 .....	1 50
204217	10649	" Bobbin Case Stud .....	10
204936	10458	" Bracket with 200379c, two 200380c and three 204234 .....	80
204937	—	Hook Bracket 204936 with 204941 .....	1 20
204938	—	" " 204937 with 204224, 204225, 204539, 204942, two each 204223 and 204231 .....	2 25
200379c	10665	Hook Bracket Adjusting Screw (lower) .....	02
200380c	12319	" " " " " (upper) .....	02
204539	10458	" " Bobbin Case Stop (hinged) .....	40
204223	10665	" " " " " Hinge Pin .....	01
204224	10665	" " " " " " Latch .....	20
204223	10665	" " " " " " Hinge Pin .....	01
204225	10665	Hook Bracket Bobbin Case Stop Latch Spring .....	02
200085c	10649	Hook Bracket Screw (2) .....	03

No.	Plate	Name	Each
204939	10457	Hook Bracket complete, Nos. 204935 and 204938 .....	\$3 75
204940	10459	Hook Driver with 204242 and 204243 .....	1 25
208246	—	" " Crank .....	40
204240	10649	" " " 208246 with 200378c, 200662c, 201530e and two 200348c .....	60
204241	10662	Hook Driver Crank Link .....	25
200669c	10665	" " " " Stud .....	06
201530e	10665	" " " " " Nut .....	04
200348c	10665	" " " " Set Screw (long) ..	03
200378c	12311	" " " " " (short) ..	02
200662c	10665	" " " " Stud .....	07
201530e	10665	" " " " " Nut .....	04
204243	10649	" " Pin .....	01
204242	12821	" " Washer .....	01
204885	10669	" " Bevel Gear, 25 teeth, with two 200348c .....	75
200348c	10665	Hook Driver Bevel Gear Set Screw .....	03
204887	10669	" Driving Bevel Gear (intermediate), 24 teeth .....	75
204888	—	Hook Driving Bevel Gear (intermediate) Bracket .....	50
206078	10669	Hook Driving Bevel Gear (intermediate) Bracket 204888 with 200772c, 201514e and 204887 .....	1 45
200041E	10669	Hook Driving Bevel Gear (intermediate) Bracket Screw (2) .....	05
200772c	10669	Hook Driving Bevel Gear (intermediate) Bracket Screw Stud .....	15
201514e	10669	Hook Driving Bevel Gear (intermediate) Bracket Screw Stud Nut .....	04
204890	12670	Hook Driving Bevel Gear (intermediate) Oil Guard .....	15
200113E	10662	Hook Driving Bevel Gear (intermediate) Oil Guard Screw (2) .....	03
201886	10669	Hook Driving Bevel Gear Shaft, 25 teeth .....	1 50
204393	12828	" " " " " Bushing .....	12
204891	12841	" " Shaft .....	1 60
204245	12670	" " " Bearing .....	20
202126	12821	" " " " Position Pin .....	01
200516E	12311	" " " " " Screw .....	08
204246	10662	" " " " Collar with two 200383c .....	20
200383c	10435	" " " " " Set Screw .....	02
204941	10459	" Race, .156 in. thick, 1.906 in. diam. ..	40
204942	10458	" " Cap (iron) .....	15
204230	10665	" " " Spring .....	02
204231	10665	" " " " 204230 with 200792E ..	12
200792E	10665	" " " " " Screw .....	10
204234	10665	" " Position Pin .....	01



No.	Plate	Name	Each
204716	12837	Needle Bar (hollow) with 200125E, 200175E and 204250 .....	\$1 00
206023	12824	Needle Bar Connecting Link .....	50
206028	12828	" " " " Guard .....	40
200577H	12311	" " " " " Screw (2) .....	02
200237C	12820	Needle Bar Connecting Link Hinge Screw Stud .....	12
200383C	10435	Needle Bar Connecting Link Hinge Screw Stud Set Screw .....	02
206024	12828	Needle Bar Connecting Stud with two 200387C .....	35
200387C	12820	Needle Bar Connecting Stud Set Screw ..	02
206633	12836	" " Frame .....	1 25
204916	12825	" " " Driving Cam with two 200347C .....	1 50
206632	12836	Needle Bar Frame Driving Cam Cover ..	50
200571B	10644	" " " " " " " Screw (3) .....	05
204918	12825	Needle Bar Frame Driving Cam Follower ..	35
200347C	12321	" " " " " Set Screw ..	03
206026	12838	" " " Pitman with 200741C, 201531E, 204921 and two 200110B .....	1 75
200741C	10671	Needle Bar Frame Pitman Ball Screw ...	10
*204921	—	" " " " " " " Cap ..	—
200110B	10649	" " " " " " " " Screw .....	02
201531E	—	Needle Bar Frame Pitman Ball Screw Nut .....	03
204922	10671	Needle Bar Frame Pitman Connection (adjustable) .....	50
204841	—	Needle Bar Frame Pitman Connection 204922 with 204923 .....	60
206027	—	Needle Bar Frame Pitman Connection 204841 with 204924, 206026 and two 200110B .....	2 40
204923	10671	Needle Bar Frame Pitman Connection Bearing .....	10
200110B	10649	Needle Bar Frame Pitman Connection Screw .....	02
204924	12821	Needle Bar Frame Pitman Connection Screw Washer .....	03
204943	12827	Needle Bar Frame Pitman Connection Slide (double) with two 200330E .....	40
200330E	12820	Needle Bar Frame Pitman Connection Slide Screw .....	04
202104	12821	Needle Bar Frame Pitman Connection Slide Washer (2) .....	01

No.	Plate	Name	Each
201581B	12820	Needle Bar Frame Pitman Connection Slide Wing Nut (2) .....	\$ 12
206102	12827	Needle Bar Frame Regulator with 202090 and 204928 .....	1 35
*204928	—	Needle Bar Frame Regulator Shaft ....	—
202574	10662	" " " " " Col- lar with 200380C .....	15
200380C	12319	Needle Bar Frame Regulator Shaft Col- lar Set Screw .....	02
202090	10675	Needle Bar Frame Regulator Shaft Pin ..	01
200410C	10644	" " " Screw Center (lower or upper) .....	06
201517C	10669	Needle Bar Frame Screw Center Nut (lower or upper) .....	05
204250	12823	Needle Bar Thread Guide .....	03
200175E	10649	" " " " Screw .....	02
200125E	10649	" Set Screw .....	02
204718	12837	Presser Bar (hollow) with 200074E .....	1 00
204719	12828	" " Lifter .....	40
200550C	10441	" " " Hinge Screw .....	08
206635	12828	" " " Lifting Bracket with 200175H, 200198D, 200387C, 201822 and 206636 ..	80
200387C	12820	Presser Bar Lifting Bracket Set Screw ..	02
204720	12828	" " " " " Position Guide .....	35
200362C	10441	Presser Bar Lifting Bracket Position Guide Set Screw .....	03
206636	12828	Presser Bar Lifting Bracket Plate .....	05
200175H	10649	" " " " " " Screw ..	02
201822	12820	" " " " " Roller .....	12
200198D	12820	" " " " " " Screw ..	12
204327	—	" " Packing Washer (felt) ..... Per 100 .....	25
200504C	10673	Presser Bar Screw Bushing (lower) ....	05
204721	12821	" " Spring .....	15
200491B	10441	" " Thumb Screw (pressure reg- ulating) .....	25
207181	12829	Presser Foot .....	1 00
200074E	10441	" " Screw .....	03
202068	12153	Spool Holder Base .....	15
200575H	12311	" " " Screw .....	05
204296	12153	" " Wire .....	10
200079H	12311	" " " Hinge Screw .....	02
204297	12153	Spool Holder complete, Nos. 200079H, 202068 and 204296 .....	25
206030	12838	Take-up Cam with 200237C, 200335C, 200383C, 200430C, 206023, 206028 and two 200577H .....	4 25
200430C	10445	Take-up Cam Position Screw .....	08

No.	Plate	Name	Each
200335c	12311	Take-up Cam Set Screw .....	\$ 04
206032	12824	" Lever .....	70
204723	12824	" " Bearing with 204264 .....	15
204264	10445	" " " Position Pin .....	01
209042F	10445	" " " Screw .....	05
201816	10445	" " Roller .....	12
206033	—	Take-up Lever complete, Nos. 200042F, 201816, 204723 and 206032 .....	1 05
202402	10675	Tension Disc .....	05
202090	10675	" " Position Pin .....	01
206007	12824	" Release Lever .....	40
200286F	10671	" " " Hinge Screw .....	05
201527H	10669	" " " " " Nut ..	03
204934	10671	" " " " " Washer	04
200650F	10671	" " " Switch Back Screw Stud .....	10
204987	12828	Tension Release Lever Switch Back Screw Stud Bracket .....	20
204988	—	Tension Release Lever Switch Back Screw Stud Bracket 204987 with 200650F and 201525E .....	35
201525E	10435	Tension Release Lever Switch Back Screw Stud Nut .....	03
202407	10675	Tension Spring .....	05
200632R	10675	" Stud .....	20
200385H	10435	" " Set Screw .....	02
201572B	10675	" Thumb Nut .....	04
204271	10675	" Washer .....	05
206639	10675	Tension complete, Nos. 200632R, 201572B, 202407, 204271 and two 202402 .....	45
204274	10675	Thread Controller Plate .....	12
200577H	12311	" " " Screw .....	02
202098	10675	" " Roller .....	05
204275	10675	" " " Guard .....	10
202084	10675	" " " Washer .....	01
200300c	10675	" " " Screw .....	04
204726	12823	" " Spring... (Per 100 \$3.50)	05
204333	10675	" " " Guard .....	08
200581H	10675	" " " Screw .....	02
202087	10675	" " " Stop .....	03
204795	12821	" " " Stud with 204925 ..	10
200366H	10675	" " " " Set Screw ..	02
204925	10675	" " " " Washer .....	01
204730	12823	" " Thread Guard .....	03
200397H	10675	" " " " Screw .....	02
204731	12823	Thread Controller complete, Nos. 200300c, 200581H, 202084, 202098, 204274, 204275, 204333 and 204726 .....	50
202412	12823	Thread Guide .....	06

No.	Plate	Name	Each
204459	10663	Thread Guide .....	\$ 02
204281	10675	" Retainer Guide Wire .....	01
202091	10675	" " Sleeve .....	05
202092	10675	" " Spring .....	01
204058R	10675	" " Stud .....	07
200368H	10675	" " " Set Screw .....	02
204059	10675	Thread Retainer complete, Nos. 202091, 202092 and 204058R .....	15
207490	12833	Throat Plate, 40 needle hole, for needle sizes 20 and 22, for 207489 .....	1 00
202062	12821	Throat Plate Position Pin .....	01
200577H	12311	" " Screw (2) .....	02

## ACCESSORIES

### FOR MACHINE NO. 17W1

No.	Plate	Name	Each
204178	10649	Bobbin (5) .....	\$ 05
225497	12153	" Case Screw Driver .....	10
231337	---	Cloth Guide .....	10
15 N 17	---	Needles, six, size 14 .....	Per doz. 20
228166	---	Drip Pan with four wood screws $\frac{1}{2}$ in., No. 5 .....	35
200748H	12319	Machine Clamp Screw .....	10
225585H	12319	" " " Washer .....	02
201582B	12319	" " " Wing Nut .....	08
227488	12153	Machine Clamp complete, Nos. 200748H, 201582B and 225585H .....	20
41400	12153	Machine Rest Pin (wood) .....	04
36578	12153	Oiler with 36579 .....	10
36579	12153	" Spout, 3 in. long .....	06
225498	12153	Screw Driver, $7\frac{1}{4}$ in. long .....	15
225554	12153	Wrench (steel) .....	10

### BOBBIN WINDER

#### Swing Automatic, Right Hand.

202470	12320	Bobbin Winder Base .....	15
202471	12320	" " Frame .....	15
200221D	12319	" " " Hinge Screw .....	12
202472	12319	" " " Spring .....	05
200161D	12319	" " " Screw .....	04
202473	12320	" " Pulley with 200380c .....	20
200380c	12319	" " " Set Screw .....	02
202474	12320	" " Spindle .....	15
227522	12319	" " Stop Latch .....	10
200056E	12319	" " " " Screw .....	03
202477	12319	" " " " Thumb Lever .....	15
200299H	12319	" " " " " " .....	05
200299H	12319	Bobbin Winder Stop Latch Thumb Lever Joint Screw .....	05
201537H	12319	Bobbin Winder Stop Latch Thumb Lever Joint Screw Nut .....	03
202478	12319	Bobbin Winder Stop Latch Trip Lever .....	10
200299H	12319	" " " " " " .....	05

No.	Plate	Name	Each
227523	12320	Bobbin Winder complete, Nos. 200056E, 200161D, 200221D, 201537H, 202470 to 202474, 202477, 202478, 227522, three 200299H and two wood screws $1\frac{1}{2}$ in., No. 14, R.H.B. ....	\$1 35
202480	12320	Bobbin Winder Spool Holder Base with 200355H and 202484 .....	15
202481	12320	Bobbin Winder Spool Holder Base Spool Pin .....	05
202482	12319	Bobbin Winder Spool Holder Tension Disc (lower or upper) .....	02
200011E	12319	Bobbin Winder Spool Holder Tension Disc Screw .....	05
200355H	12319	Bobbin Winder Spool Holder Tension Disc Screw Set Screw .....	03
202483	12319	Bobbin Winder Spool Holder Tension Disc Spring (brass) .....	01
202484	12319	Bobbin Winder Spool Holder Tension Disc Thread Guide .....	01
202485	12320	Bobbin Winder Spool Holder complete, Nos. 200011E, 202480, 202481, 202483, two 202482 and one wood screw 1 in., No. 13 .....	35
227524	---	Bobbin Winder and Spool Holder com- plete, Nos. 202485 and 227523 .....	1 65

### KNEE LIFTER

227781	12841	Knee Lifter Rock Lever with 200522c and 200529c .....	35
227782	---	Knee Lifter Rock Lever 227781 with two each 202451 and 202452 .....	50
227787	---	Knee Lifter Rock Lever 227782 with 202203 and 227784 .....	90
202453	12841	Knee Lifter Rock Lever Knee Plate with 200526c .....	17
202203	---	Knee Lifter Rock Lever Knee Plate 202453 with 202454 .....	30
202454	12841	Knee Lifter Rock Lever Knee Plate Arm (long) .....	12
200522c	12319	Knee Lifter Rock Lever Knee Plate Arm Set Screw .....	06
200526c	12319	Knee Lifter Rock Lever Knee Plate Set Screw .....	05
202451	12841	Knee Lifter Rock Lever Lug with two wood screws $\frac{3}{4}$ in., No. 13H .....	05
202452	12319	Knee Lifter Rock Lever Lug Hinge Pin " " " " Rod, 3 in. long, with 227785 .....	02
227784	12841	" " " " " " .....	06

No.	Plate	Name	Each
*227785	—	Knee Lifter Rock Lever Rod Cap or Oil Guard .....	\$ —
200529c	12319	Knee Lifter Rock Lever Rod Set Screw (Other Knee Lifter parts are listed with parts of machine head).	05

**FOR MACHINE NO. 17W2**

Same as for No. 17w1 with the following exception:

15 x 19	—	Needles, six, size 14, in place of 15x17 .....	25
		Per doz.	

**FOR MACHINE NO. 17W3**

Same as for No. 17w1 with the following exception:

15 x 19	—	Needles, twelve, size 14 in place of 15x17 .....	25
		Per doz.	

**FOR MACHINE NO. 17W5**

Same as for No. 17w1 with the following exception:

12 x 6	—	Needles (Narrow Cross Point), two each, sizes 12, 14 and 16, in place of 15x17 .....	20
		Per doz.	

**FOR MACHINE NO. 17W9**

Same as for No. 17w1 with the following exceptions:

15 x 19	—	Needles, three each, sizes 14 and 16, in place of 15x17 .....	25
		Per doz.	
202511	12835	Wrench .....	06
206105	12836	Bed SHide (back) .....	30

**FOR MACHINE NO. 17W10**

Same as for No. 17w1 with the following exceptions:

15 x 19	—	Needles, three each, sizes 16 and 18, in place of 15x17 .....	25
		Per doz.	
202511	12835	Wrench .....	06

**FOR MACHINE NO. 17W11**

Same as for No. 17w1 with the following exceptions:

14 x 1	—	Needles, six, size 22, in place of 15x17 .....	25
		Per doz.	
		(231337 Cloth Guide, not used).	

**FOOT LIFTER**

No.	Plate	Name	Each
227952	11156	Foot Lifter Lever (left or right) .....	\$ 25
227678	11156	“ “ Chain, 48 in. long, with 202784 .....	25
227954	12835	Foot Lifter Lever (Chain Hook (lower) ..	02
202784	12835	“ “ “ “ “ (upper) ..	02
225016	12821	“ “ “ Hinge Pin .....	01
227953	11156	“ “ “ Stand with two wood screws 1 in., No. 13 .....	10
227955	11156	Foot Lifter Lever (left or right) complete, Nos. 225016, 227678 and 227952 to 227954, in place of 227787 .....	60

(For Foot Lifter parts used on machine head, see page 64).

**FEED DOGS**

No.	Plate	Name	Each
206083	12834	Feed Dog, for 206088, 206089, 206094, 207406 and 207498 .....	\$ 50
207489	12834	Feed Dog, for 207490 .....	50
207620	10656	" " " 226247 and 226252 .....	50
207621	10656	" " " 207396 to 207399 .....	50
207622	10656	" " " 207493 .....	50
207625	10656	" " " 207494 .....	50
207638	10656	" " " 207495 .....	50
207639	12834	" " " 207456 and 207491 .....	50
207643	12834	" " " 207393, 207395, 207405, 207415 and 207492 .....	50
207644	12834	Feed Dog, for 207371 .....	50
207647	12834	" " " 207414 .....	50
207648	12834	" " " 207388 .....	50
207649	10632	" " " 207396 to 207399 .....	50
207650	10629	" " " 207394 .....	50
207652	10646	" " " 206088, 206089, 206094, 207406 and 207498 .....	50
207654	10630	Feed Dog, for 207409 .....	50
207655	12834	" " " 207411 .....	50
207659	12834	" " " 207501 .....	50
207675	12834	" " " 207447 .....	50
207691	10656	" " " 207500 .....	50
226250	10633	" " " 226248 and 226251 .....	50
230605	12834	" " " 230604 .....	50

**PRESSER FEET****FOR MACHINES NOS. 17W1 AND 17W3**

No.	Plate	Name	Each
207142	12830	Presser Foot .....	\$ 50
207184	12829	" " .....	50
207164	10598	" " .....	50
230590	12829	" " .....	1 00
207131	12829	" " for binding .....	50
207187	12829	" " .....	50
207132	10598	" " .....	50
207120	10598	" " .....	50
207118	10598	" " .....	50
202090	10675	" " Hinge Pin .....	01
207159	—	" " Plate .....	90
202923	—	" " Shank .....	60
207160	12830	Presser Foot (hinged) complete, Nos. 202090, 202923 and 207159 .....	1 50
207121	10645	Presser Foot with 204006 .....	1 50
204006	12821	" " Position Pin .....	01

**FOR MACHINE NO. 17W2**

207133	12830	Presser Foot .....	50
207187	12829	" " .....	50
207181	12829	" " .....	1 00
207105	10598	" " .....	50
206099	12830	" " 40 needle hole, for needle sizes 20 and 22 .....	50

**FOR MACHINES NOS. 17W9 AND 17W10**

204637	10509	Lifting Presser Foot, for curtain hem- ming, for 204614 .....	2 25
204638	10509	Lifting Presser Foot, for bar tacking, for 204615 .....	2 25
204614	10509	Vibrating Presser Foot, for curtain hem- ming, for 204637 .....	1 75
204615	10509	Vibrating Presser Foot, for bar tacking, for 204638 .....	1 75

**FOR MACHINE NO. 17W11**

207172	12830	Presser Foot, for harness pad work ....	2 50
207173	12830	" " .....	2 00
207174	12829	" " .....	1 20
207181	12829	" " .....	1 00

## THROAT PLATES

### FOR MACHINES NOS. 17W1 AND 17W3

No.	Plate	Name	Each
207501	12832	Throat Plate, 56 needle hole, for needle sizes 10 and 11, for 207659, for Machine No. 17w1 only .....	\$3 50
207395	10629	Throat Plate, 50 needle hole, for needle sizes 14 and 15, for stitching selvage edges together with a flat seam, for 207643 .....	75
207492	10657	Throat Plate, 35 needle hole, for needle sizes 25 and 26, for 207643 .....	50
207415	10630	Throat Plate, 53 needle hole, for needle sizes 12 and 13, for 207643 .....	50
207393	10629	Throat Plate, 50 needle hole, for needle sizes 14 and 15, for 207643 .....	50
207494	10657	Throat Plate, 53 needle hole, for needle sizes 12 and 13, for 207625 .....	60
207447	12833	Throat Plate, 60 needle hole, for needle sizes 8 and 9, for 207675 .....	50
207394	10629	Throat Plate, 53 needle hole, for needle sizes 12 and 13, for 207650 .....	50
207409	10630	Throat Plate, 50 needle hole, for needle sizes 14 and 15, for 207654 .....	50
207493	10657	Throat Plate, 60 needle hole, for needle sizes 8 and 9, for 207622 .....	50
207371	12831	Throat Plate, 50 needle hole, for needle sizes 14 and 15, for 207644 .....	50
207388	12831	Throat Plate, 53 needle hole, for needle sizes 12 and 13, for 207648, for Machine No. 17w1 only .....	50
207491	12831	Throat Plate, 50 needle hole, for needle sizes 14 and 15, for 207639 .....	50
226247	10630	Throat Plate, 50 needle hole, for needle sizes 14 and 15, for 207620, for Machine No. 17w1 only .....	1 10
230604	12832	Throat Plate, 50 needle hole, for needle sizes 14 and 15, for 230605, for Machine No. 17w1 only .....	1 10
207401	-----	Throat Plate, 50 needle hole, for needle sizes 14 and 15, for suspender ends, for 207405 .....	75
207402	10645	Throat Plate Guide (left) .....	25
207403	10645	" " " (right) .....	25
207404	10645	" " " Position Pin .....	01

No.	Plate	Name	Each
200482b	10645	Throat Plate Guide Thumb Screw .....	\$ 06
207405	10645	Throat Plate complete, 50 needle hole, for needle sizes 14 and 15, Nos. 207401 to 207403, two each 200482b and 207404, for 207643, for Machine No. 17w1 only	1 40

### FOR MACHINE NO. 17W2

207397	10632	Throat Plate, 50 needle hole, for needle sizes 14 and 15, for 207621 and 207649 ..	50
207396	10632	Throat Plate, 60 needle hole, for needle sizes 8 and 9, for 207621 and 207649 ..	70
207398	10632	Throat Plate, 53 needle hole, for needle sizes 12 and 13, for stitching selvage edges together with a flat seam, for 207621 and 207649 .....	75
207399	10632	Throat Plate, 60 needle hole, for needle sizes 8 and 9, for 207621 and 207649 ..	50
207406	10646	Throat Plate, 56 needle hole, for needle sizes 10 and 11, for 206083 and 207652 ..	50
206088	12833	Throat Plate, 50 needle hole, for needle sizes 14 and 15, for 206083 and 207652 ..	50
206089	12833	Throat Plate, 46 needle hole, for needle sizes 16 and 18, for 206083 and 207652 ..	50
206094	12832	Throat Plate, 50 needle hole, for needle sizes 14 and 15, for 206083 and 207652	1 00
207456	12831	Throat Plate, 50 needle hole, for needle sizes 14 and 15, for 207639 .....	50
207495	10659	Throat Plate (thick stock), 50 needle hole, for needle sizes 14 and 15, for 207638 .....	1 75
207500	10659	Throat Plate, 46 needle hole, for needle sizes 16 and 18, for 207691 .....	50
226248	10633	Throat Plate, 50 needle hole, for needle sizes 14 and 15, for binding, for 226250	1 10

### FOR MACHINE NO. 17W5

207414	10646	Throat Plate, 53 needle hole, for needle sizes 12 and 13, for 207647 .....	50
--------	-------	--	----

### FOR MACHINE NO. 17W9

207396	10632	Throat Plate, 60 needle hole, for needle sizes 8 and 9, for 207621 and 207649 ..	70
207397	10632	Throat Plate, 50 needle hole, for needle sizes 14 and 15, for 207621 and 207649	50
207398	10632	Throat Plate, 53 needle hole, for needle sizes 12 and 13, for stitching selvage edges together with a flat seam, for 207621 and 207649 .....	75

No.	Plate	Name	Eac
207399	10632	Throat Plate, 60 needle hole, for needle sizes 8 and 9, for 207621 and 207649 ..	\$ 5
207406	10646	Throat Plate, 56 needle hole, for needle sizes 10 and 11, for 206083 and 207652	50
206088	12833	Throat Plate, 50 needle hole, for needle sizes 14 and 15, for 206083 and 207652	50
206089	12833	Throat Plate, 46 needle hole, for needle sizes 16 and 18, for 206083 and 207652	50
206094	12832	Throat Plate, 50 needle hole, for needle sizes 14 and 15, for 206083 and 207652	1 00
207498	10659	Throat Plate, 60 needle hole, for needle sizes 8 and 9, for 206083 and 207652 ..	70

#### FOR MACHINES NOS. 17W10 AND 17W11

207490	12833	Throat Plate, 40 needle hole, for needle sizes 20 and 22, for 207489 .....	1 00
207411	12833	Throat Plate, 40 needle hole, for needle sizes 20 and 22, for 207655 .....	1 00
207501	12832	Throat Plate, 56 needle hole, for needle sizes 10 and 11, for 207659, for Machine No. 17w11 only .....	3 50

## BINDERS

When Ordering Binders State Size Required. Send Sample of Binding and Material to be Bound.

### BINDER

For Awning Work.

No.	Plate	Name	Each
230124	12835	Binder Head, for tapes of various widths	\$2 00
230125	12839	" Swing Bracket with seven 225648	1 75
226074	12839	" " " Base .....	60
200922b	12820	" " " " Hinge Screw ..	05
201527c	10669	" " " " " " Nut	03
200463b	12820	" Thumb Screw .....	08
225648	12824	" Tape Tension Pin .....	05
230262	----	Binder complete, Nos. 200922b, 201527c, 226074, 230124, 230125 and two 200463b	4 50
230605	12834	Feed Dog .....	50
230604	12832	Throat Plate, 50 needle hole, for needle sizes 14 and 15 .....	1 10
230590	12829	Presser Foot .....	1 00

Note: Nos. 230590, 230604 and 230605 should be used with, but are not included in 230262.

### BINDER

#### FOR MACHINE NO. 17W1

226249	10630	Binder Head, for tapes from $\frac{1}{2}$ to 1 in., in steps of $\frac{1}{32}$ inch .....	1 75
200155b	10630	Binder Screw .....	03
207620	10656	Feed Dog .....	50
207105	10598	Presser Foot .....	50
226247	10630	Throat Plate, 50 needle hole, for needle sizes 14 and 15 .....	1 10
226978	----	Throat Plate 226247 with 200155b and 226249 .....	2 90
226252	----	Binder complete, Nos. 207105, 207620 and 226978 .....	3 90

## BINDER

## FOR MACHINE NO. 17W2

No.	Plate	Name	Each
230577	10633	Binder Head, for tapes or folded strips of different widths as follows: $\frac{1}{8}$ , $\frac{1}{4}$ , $\frac{3}{8}$ , $\frac{1}{2}$ and $\frac{3}{4}$ inch .....	\$1 75
200155b	10630	Binder Screw .....	03
200154b	10633	" " (for thick binding) .....	04
226250	10633	Feed Dog .....	50
207105	10598	Presser Foot .....	50
226248	10633	Throat Plate, 50 needle hole, for needle sizes 14 and 15 .....	1 10
226979	—	Throat Plate, 226248 with 200155b and 230577 .....	2 90
226251	—	Binder complete, Nos. 207105, 226250 and 226979 .....	3 90

## UNDER DRIVER

## Ball Bearing, Right Hand, Round Belt, Two Speed.

No.	Plate	Name	Each
227370	11126	Cone Pulley (grooved), two speed, 4 $\frac{3}{8}$ in. and 5 $\frac{1}{2}$ in. belt diam. with 227553 .....	\$1 35
25362	12321	Cone Pulley Ball, size $\frac{3}{8}$ inch.... Per 100	80
204100	12321	" " " Bearing Cup .....	12
204101	12321	" " " Cap .....	02
204102	12321	" " " Retaining Spring .....	05
227553	12322	Cone Pulley Ball Cup complete, Nos. 204100 to 204102 and thirteen 25362 ..	45
202459	11126	Driving Pulley, 7 $\frac{1}{4}$ in. diam., with 202460 and 204105 .....	75
202460	11126	Driving Pulley Friction Ring (leather)..	05
204105	12321	" " " " Stop Pin ..	01
227743	—	" " Shaft (hollow) with 204109, 204110, 204112 and two 204111 .....	60
202461	11126	Driving Pulley Shaft 227743 with 204107, 204108 and eleven 25303 .....	1 00
25303	12321	Driving Pulley Shaft Ball, size $\frac{1}{4}$ inch .....	Per 100 1 00
204107	12321	Driving Pulley Shaft Ball Cup .....	10
204108	12321	" " " " " Cap .....	02
204109	—	" " " Oil Plug .....	01
204110	—	" " " Oiling Leather .....	02
204111	—	" " " " " Pin (leather) .....	01
204112	12322	Driving Pulley Shaft Oiling Wick .....	01
200524c	12321	" " " Set Screw .....	06
204113	12321	" " " Thimble .....	10
227734	11126	Frame with 200524c .....	80
227970	11126	Lever (compression) and Dress Guard with 204117, two each 200524c and 202845 .....	60
227735	11126	Lever Brake with 200524c, 204122 and two 200374c .....	35
227736	11126	Lever Brake 227735 with 200082b and 227737 .....	60
227737	11126	Lever Brake Belt Guard .....	20
200082b	12321	" " " " Screw .....	03
204122	12322	" " " Leather .....	05
200374c	12321	" " " Set Screw .....	02
200524c	12321	" " Set Screw .....	06
204123	12322	" " Spring .....	05
204117	12321	" Compression Plate .....	10
202845	12321	" " " Rivet .....	01



No.	Plate	Name	Each
202464	11126	Lever Compression Shaft with 202302 ...	\$ 20
202302	12321	" " " Cotter Pin ....	01
200524c	12321	" " " Set Screw ....	06
27070	11126	Shaft Pulley (sectional, grooved), 10 in. diam., 1 $\frac{3}{16}$ in. bore, with two 597c ....	45
597c	10644	Shaft Pulley Clamping Screw .....	08
227976	11126	Treadle with 200540b .....	45
227977	11126	" 227976 with 227602 .....	60
227602	11126	" Adjustable Connecting Slide .....	20
200540b	10644	" " " " Set Screw .....	10
202468	11126	Treadle Pitman Rod (lower or upper) ..	05
204126	12321	" " " Clamp with two 200530c .....	20
200530c	12321	Treadle Pitman Rod Clamp Set Screw ..	05
227980	11126	Treadle Pitman complete, Nos. 204126 and two 202468 .....	30
204127	11126	Treadle Stand (left) with two wood screws 1 in., No. 13 .....	08
204128	11126	Treadle Stand (right) with two wood screws 1 in., No. 13 .....	08
227981	—	Treadle and Stand complete, Nos. 204127, 204128 and 227977 .....	75
227982	—	Treadle and Pitman complete, Nos. 227980 and 227981 .....	90
227740	—	Transmitter complete, Nos. 202459, 202461, 202464, 204113, 204123, 227370, 227734, 227736, 227970 and three wood screws 1 $\frac{1}{4}$ in., No. 15 .....	3 00
227985	—	Under Driver (ball bearing), lever pressure, right hand, two speed, complete, Nos. 27070, 227740 and 227982 .....	4 00


## OBSOLETE PARTS

No.	Plate	Name	Each
204997	12838	Arm Shaft Bushing (front), for Machine No. 17w1 .....	\$ 35
204904	12836	Bed Slide (back) .....	30
206560	—	Bobbin Case (solid center bearing) with 204181, for 206558 .....	55
206558	12823	Bobbin Case complete, Nos. 200592e, 200598e, 204531 and 206560, for Machine No. 17w3 .....	70
207653	10633	Feed Dog, for 207410 .....	50
204957	10459	Hook Driver with 204242 and 204243, for Machines Nos. 17w9 and 17w10 .....	1 25
204961	12824	Needle Bar Connecting Link, for 204964 .....	50
207119	12829	Presser Foot, for Machines Nos. 17w1 and 17w3 .....	1 00
208393	12838	Take-up Cam with 200347c, 200383c, 200387c, 200400c, 200430c and 204179, for 204964 .....	1 50
204964	—	Take-up Cam complete, Nos. 204177, 204961 and 208393, for Machines Nos. 17w9 and 17w10 .....	3 00
204897	12821	Take-up Lever Stud .....	10
207410	10633	Throat Plate, 40 needle hole, for needle sizes 16 and 18, for 207653, for Machines Nos. 17w10 and 17w11 .....	1 00


No.      Plate      Name      Each

204251    204247

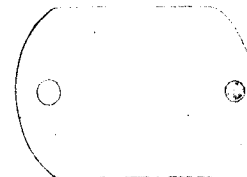
204177



204739



204163



204551



PLATE 10435-FULL SIZE

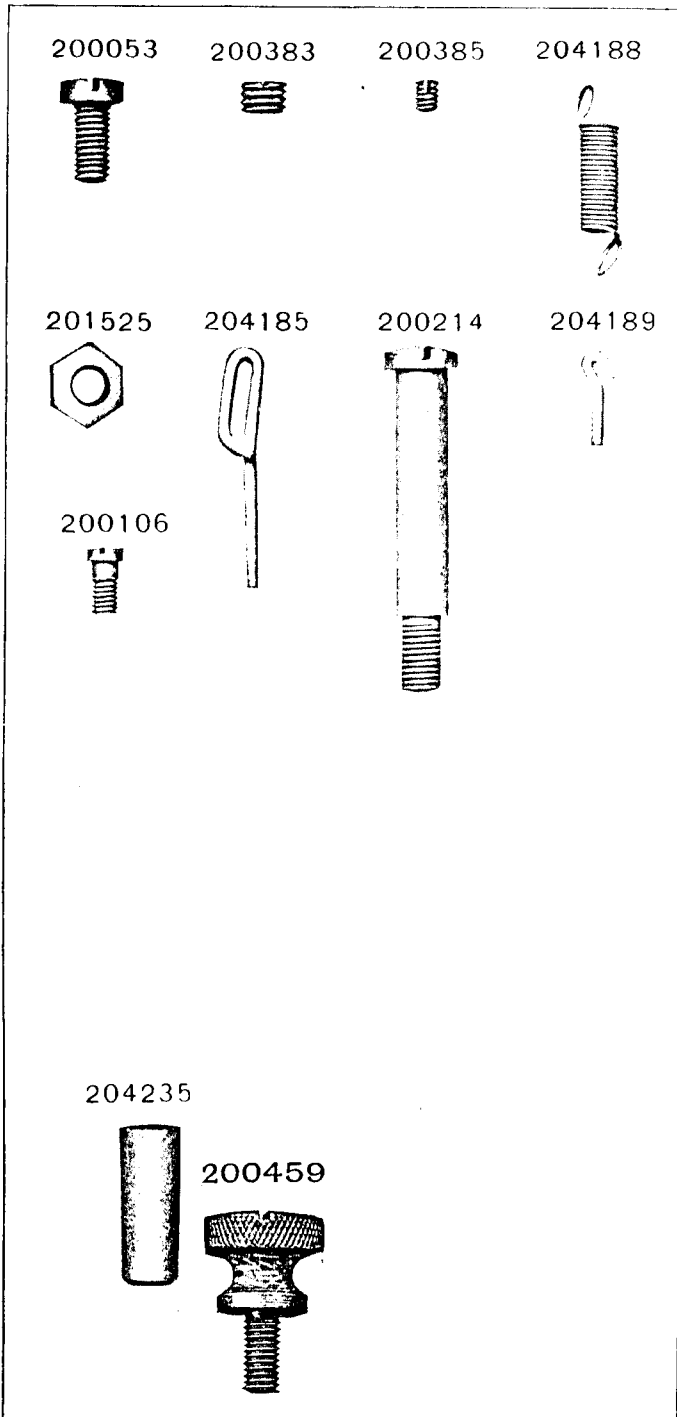


PLATE 10438-FULL SIZE

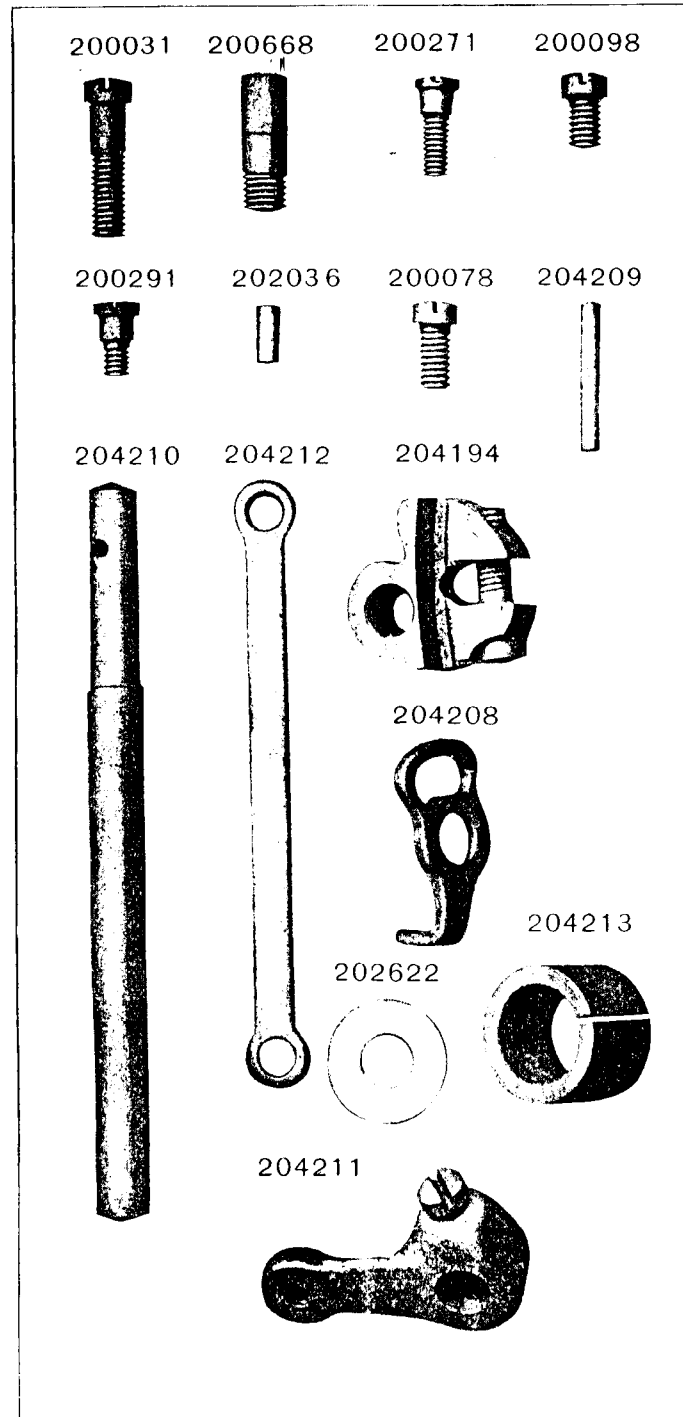


PLATE 10441-FULL SIZE

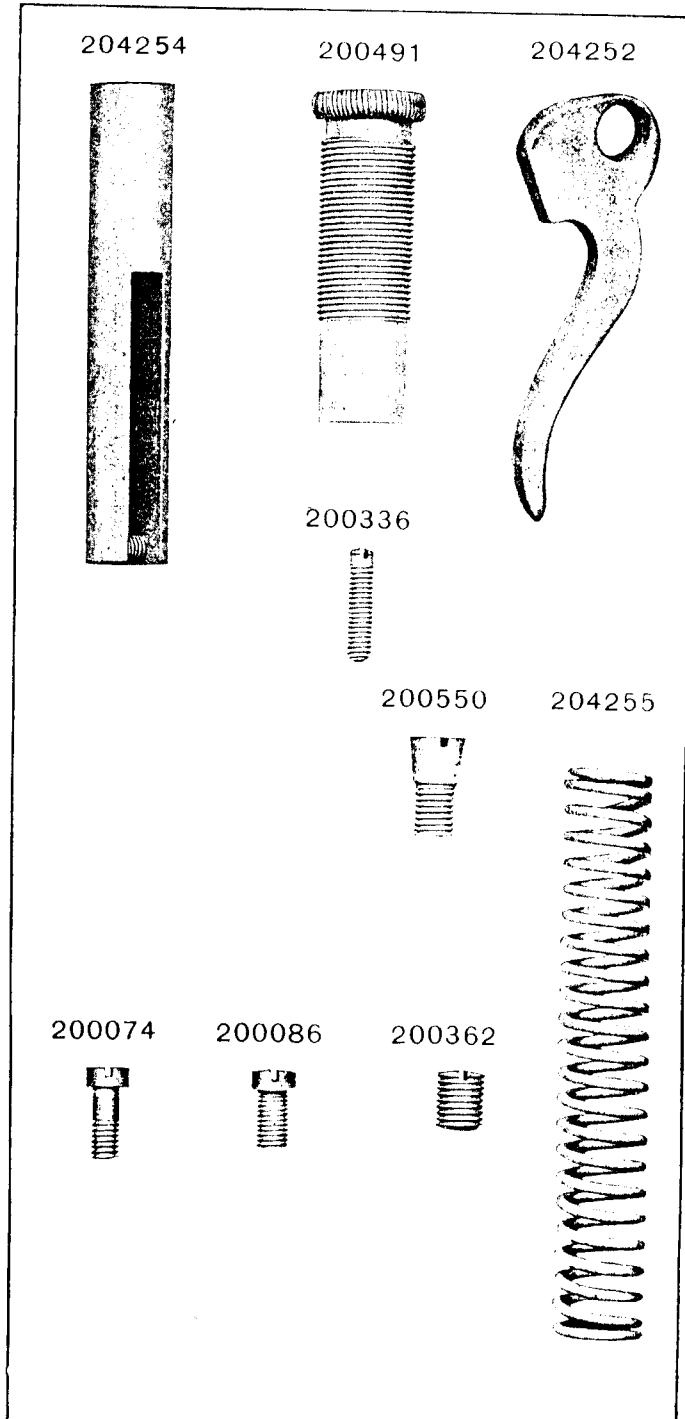


PLATE 10445-FULL SIZE

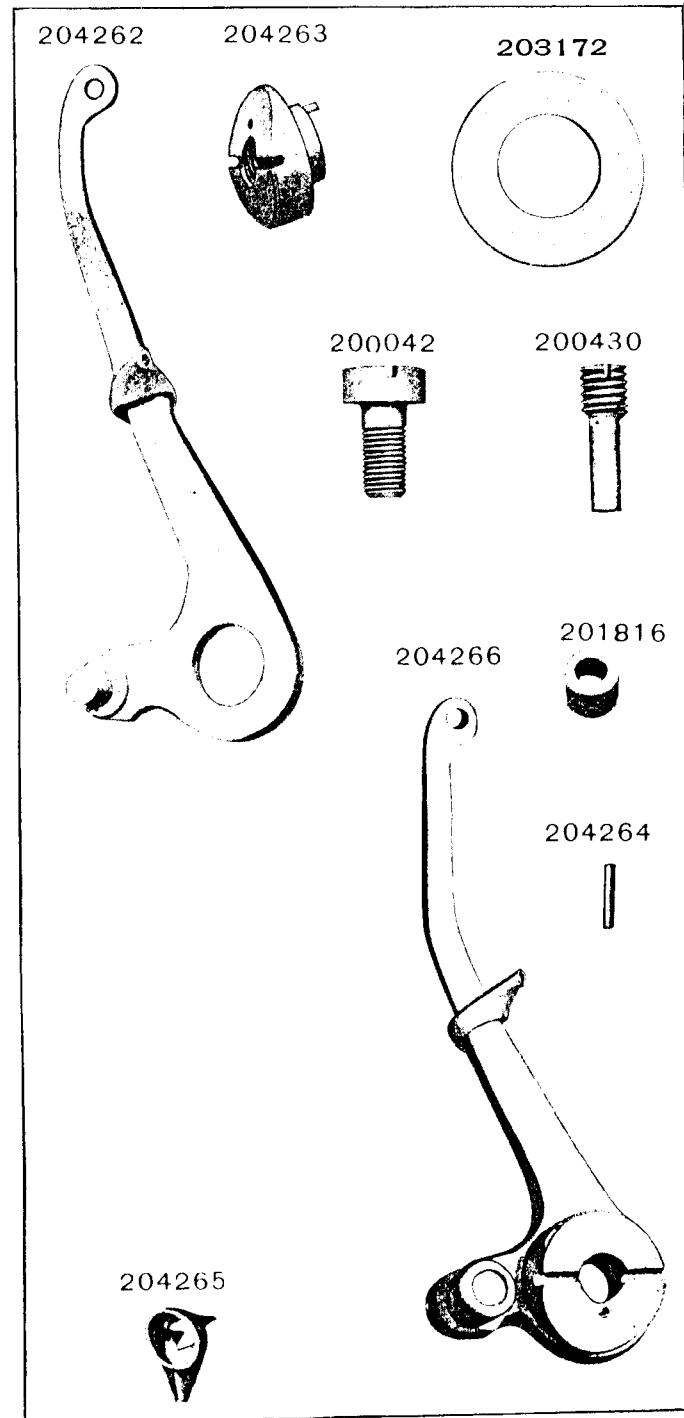
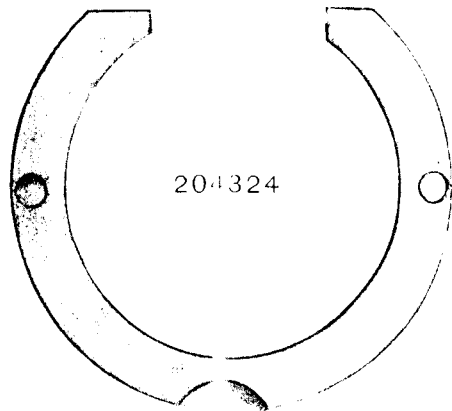
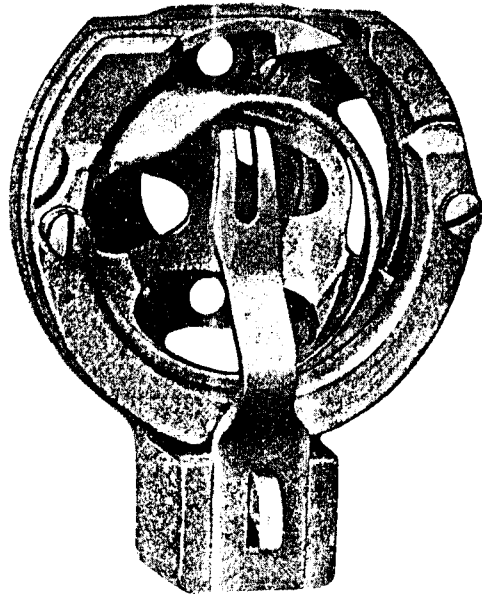


PLATE 10457-FULL SIZE

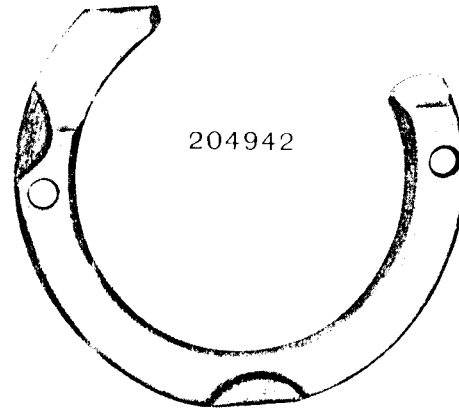
204939



204324

PLATE 10458-FULL SIZE

204942



204539



204936

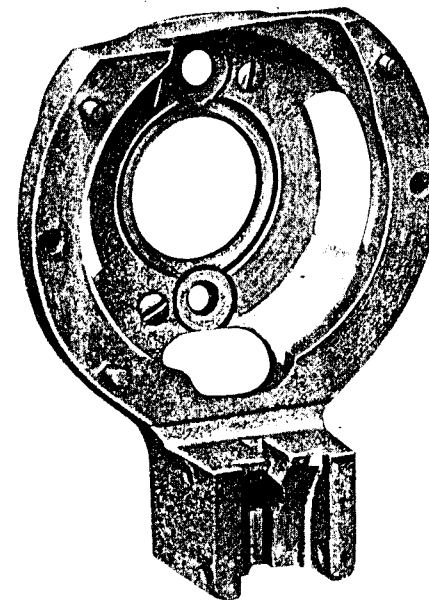


PLATE 10459—FULL SIZE

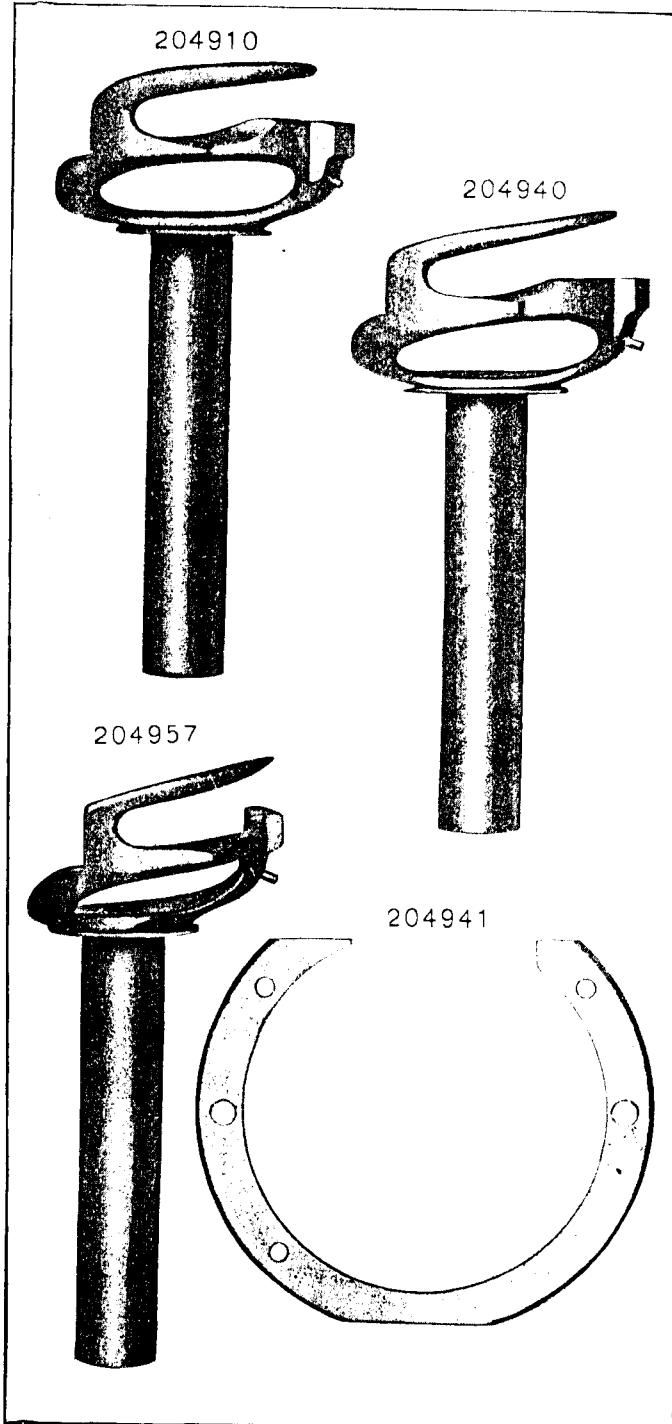


PLATE 10509—FULL SIZE

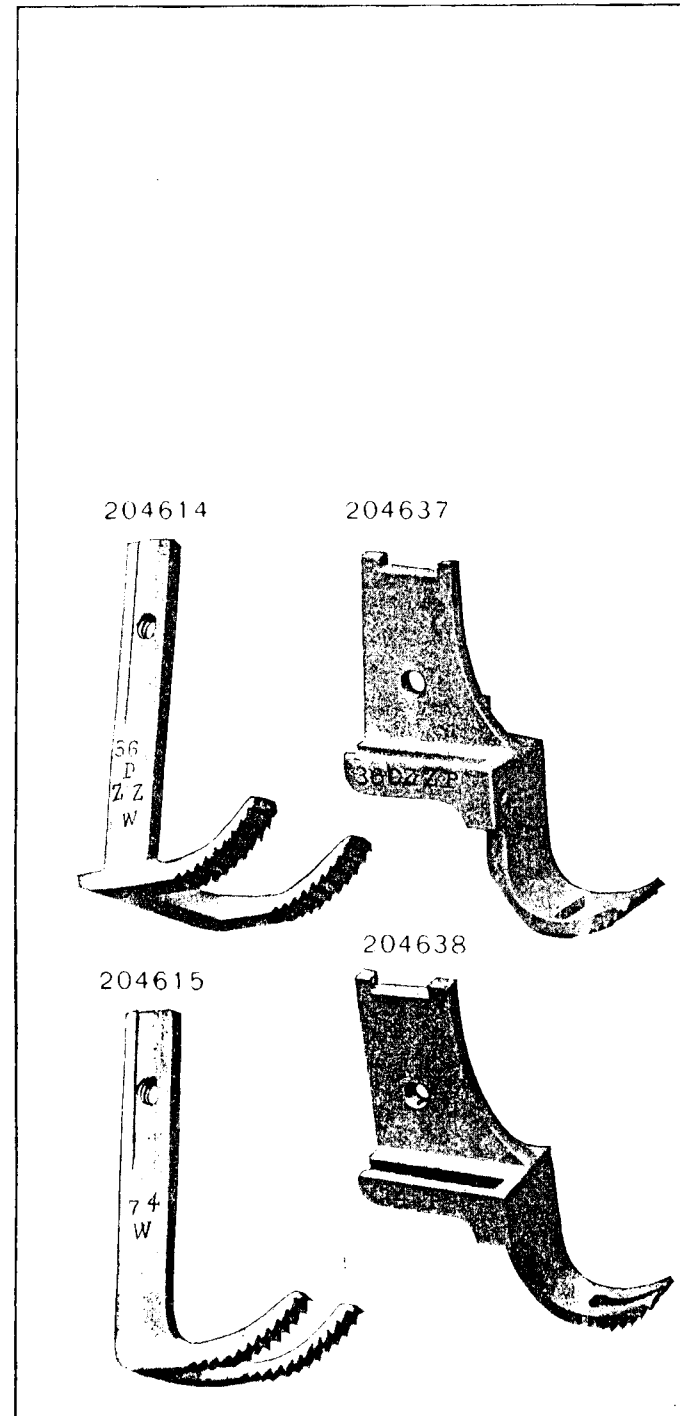


PLATE 10563—ONE-HALF SIZE

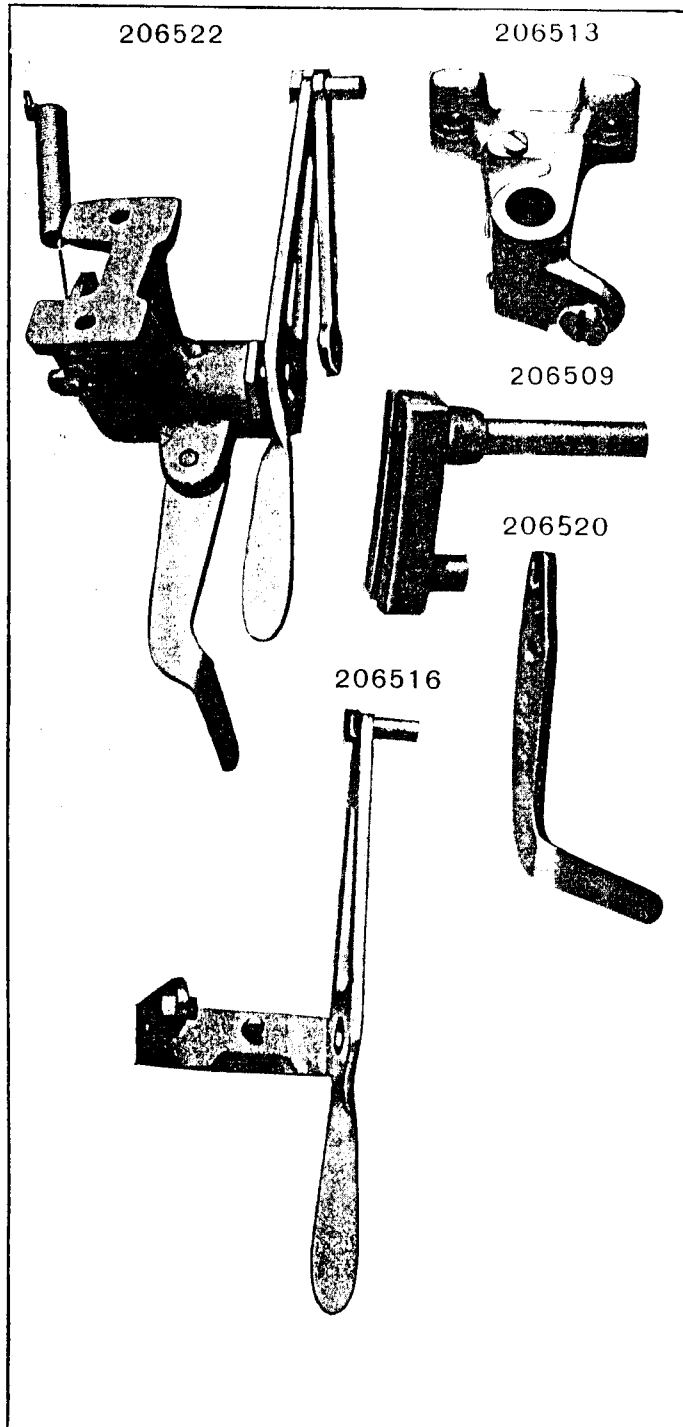


PLATE 10564—FULL SIZE

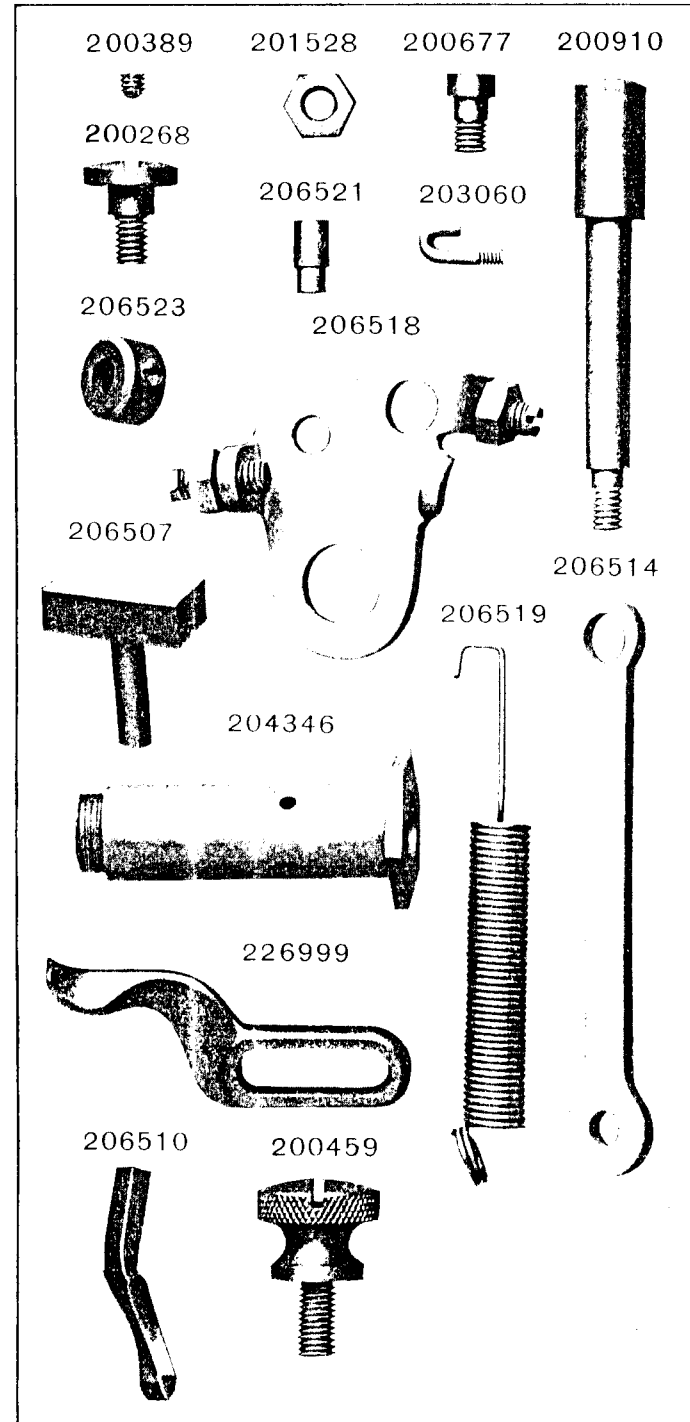
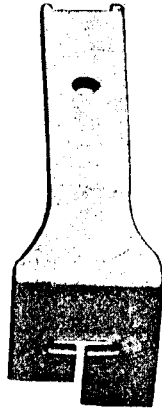


PLATE 10598—FULL SIZE

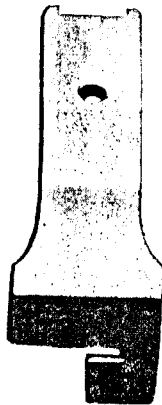
207120




207132



207105



207118

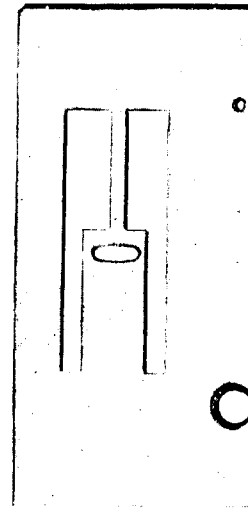


207164

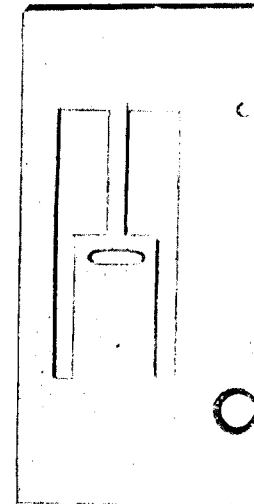


PLATE 10629—FULL SIZE

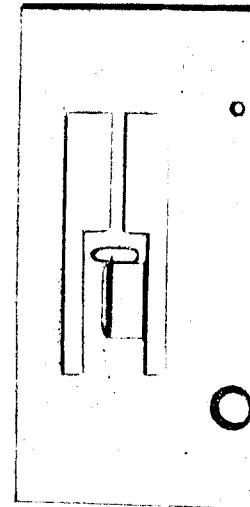
207393



207394



207395



207650

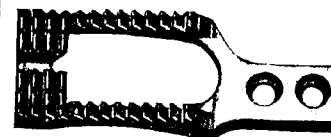




PLATE 10630-FULL SIZE

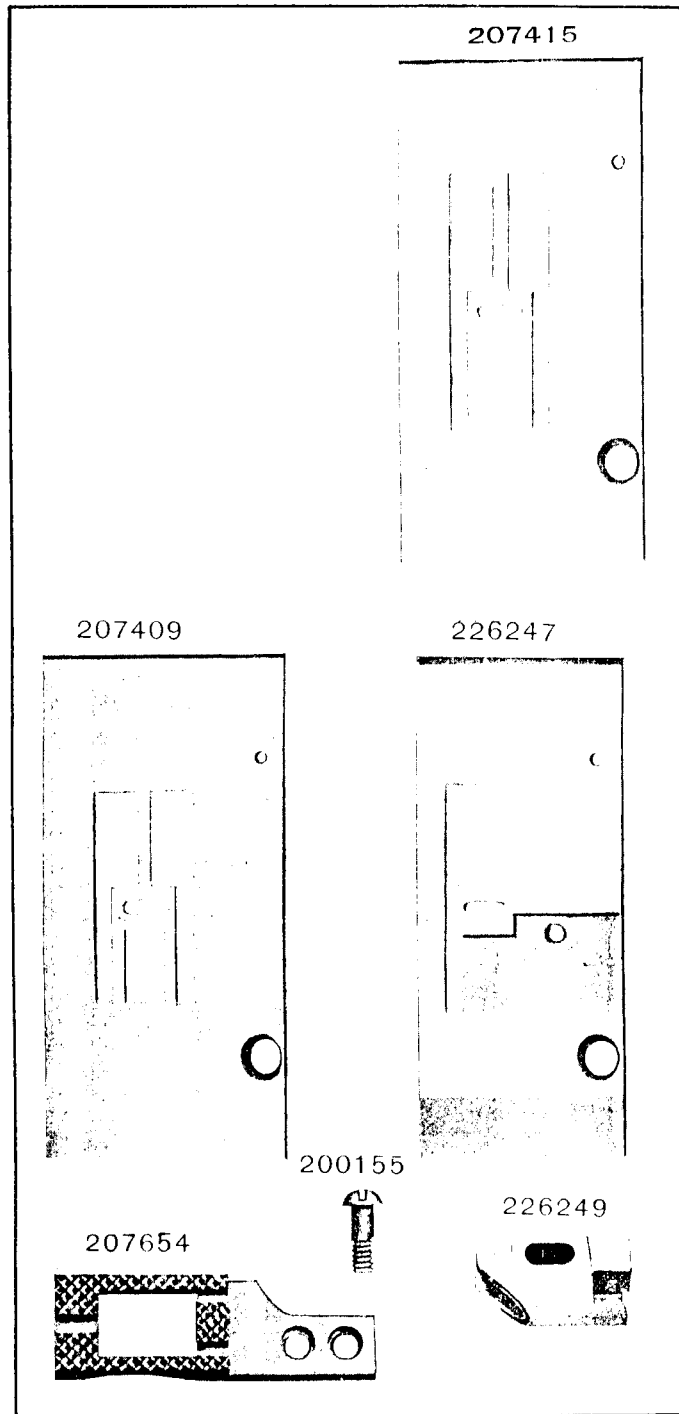


PLATE 10632-FULL SIZE

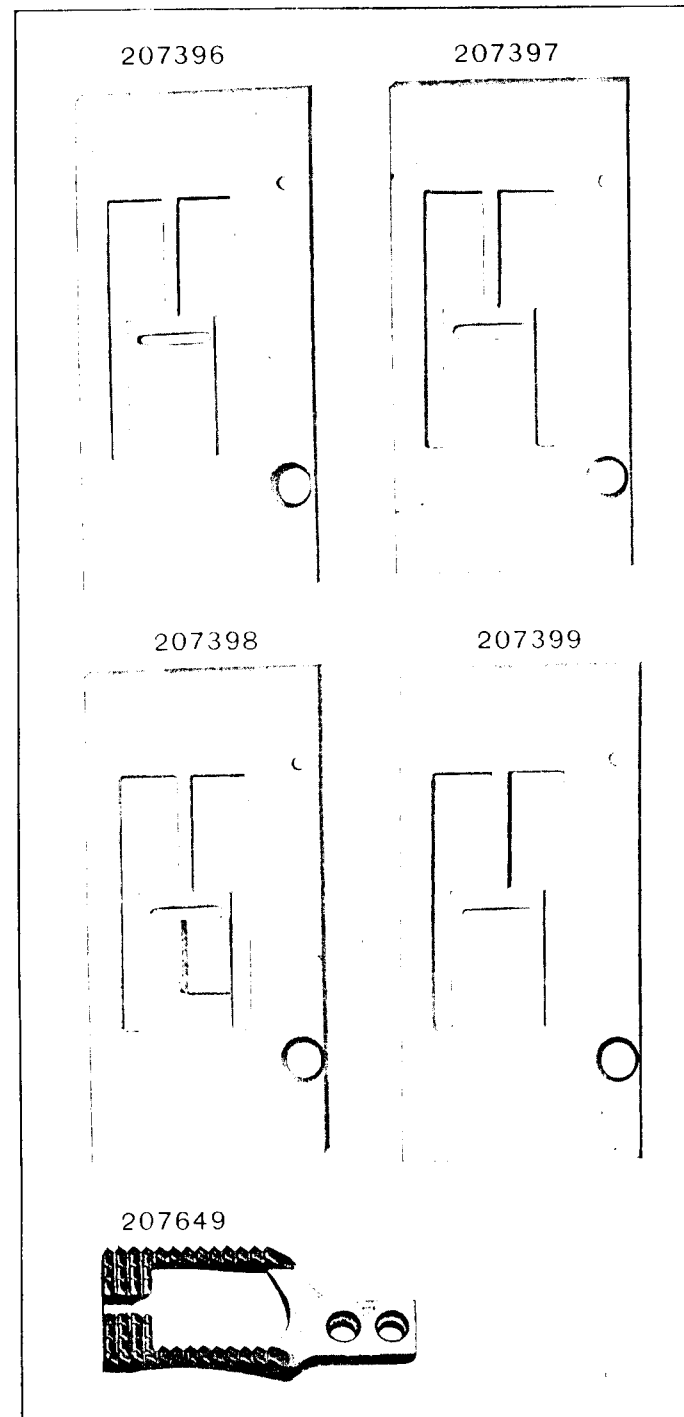


PLATE 10633—FULL SIZE

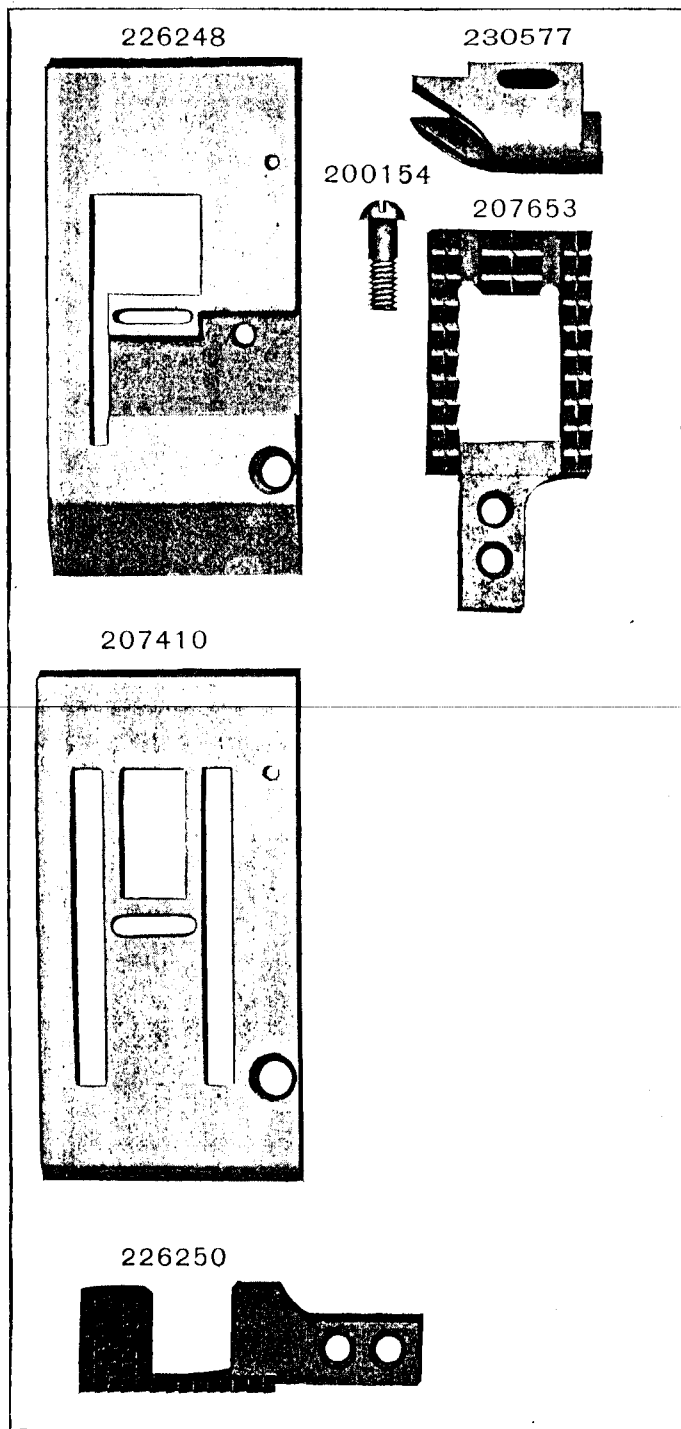


PLATE 10644—FULL SIZE

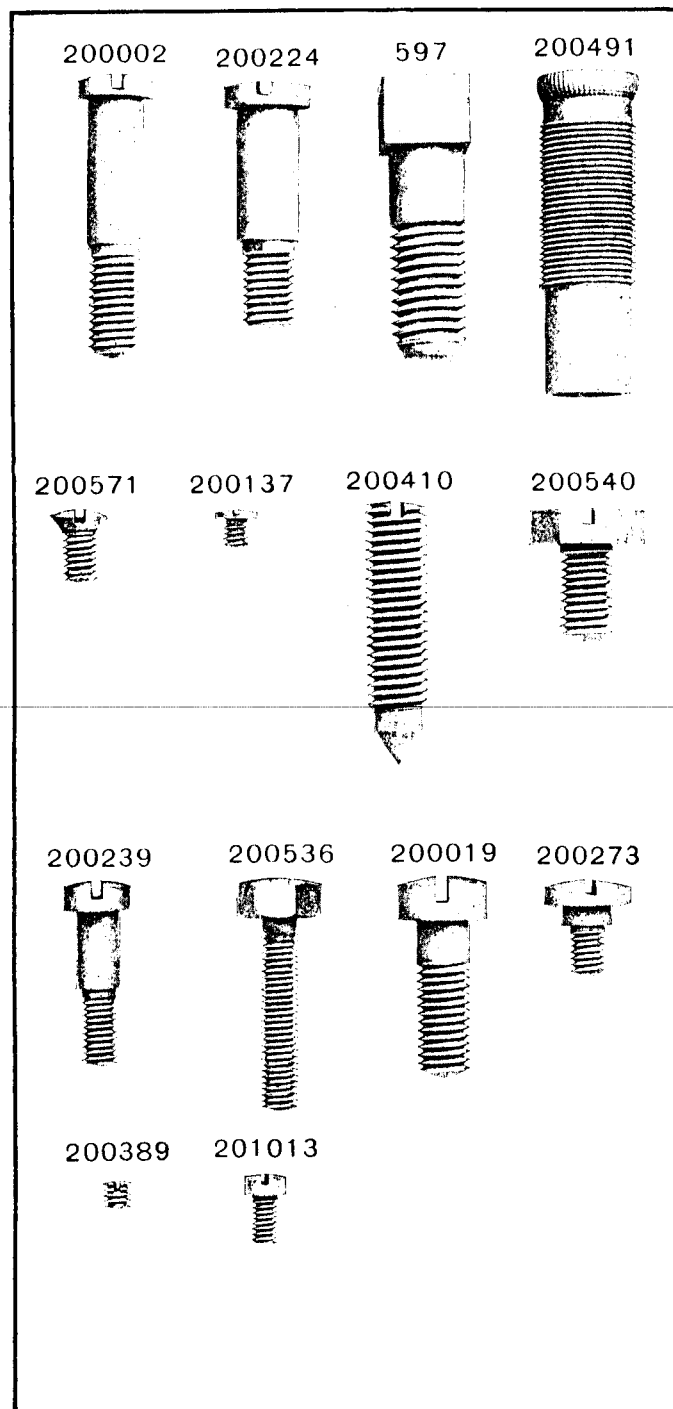


PLATE 10645—FULL SIZE

200482



207121



207404



207402



207403



207405

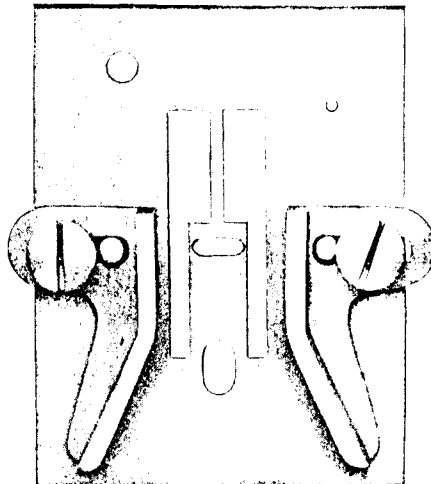
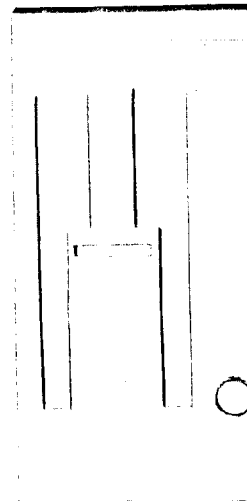



PLATE 10646—FULL SIZE

207406



207414



207652

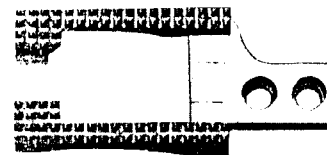


PLATE 10649 - FULL SIZE

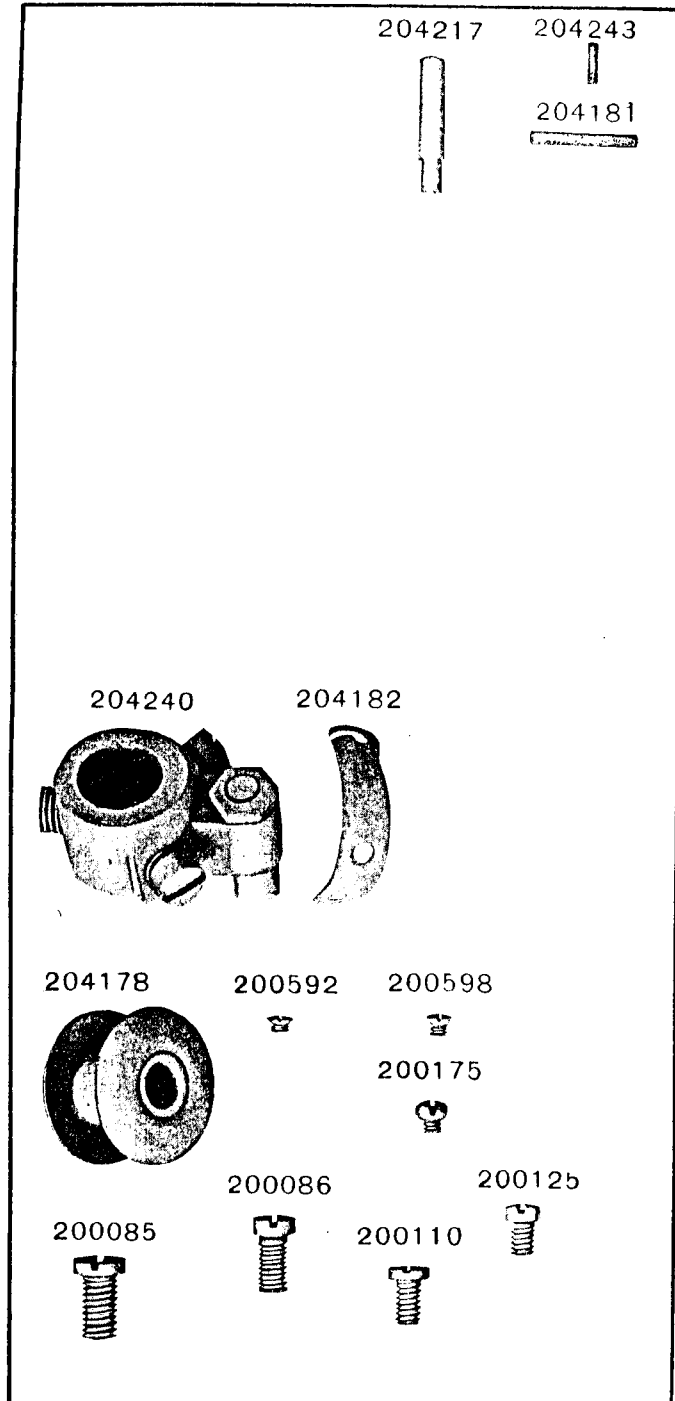


PLATE 10656 - FULL SIZE

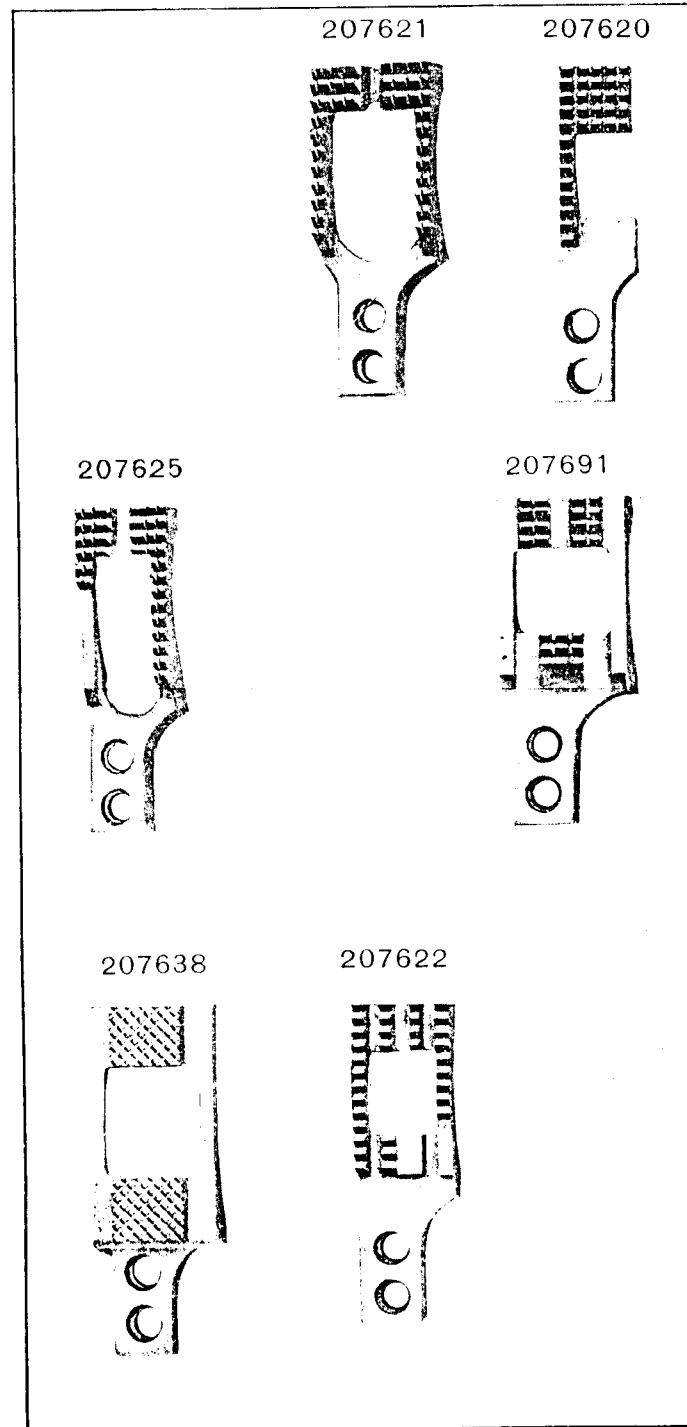
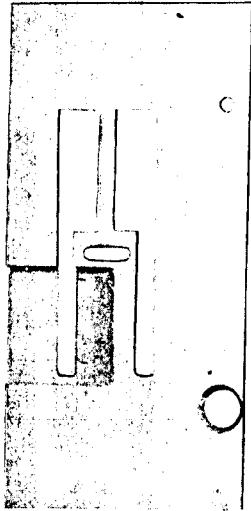
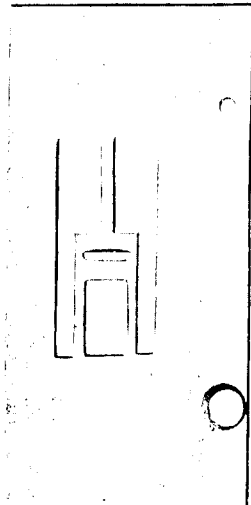


PLATE 10657--FULL SIZE

207494



207493



207492

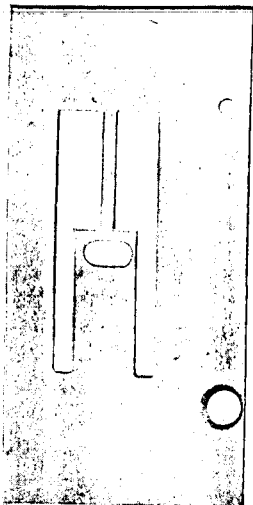
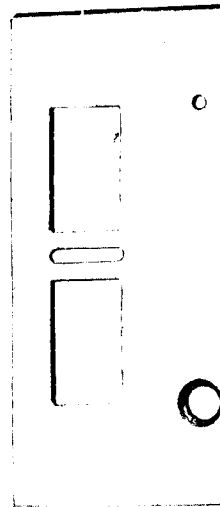
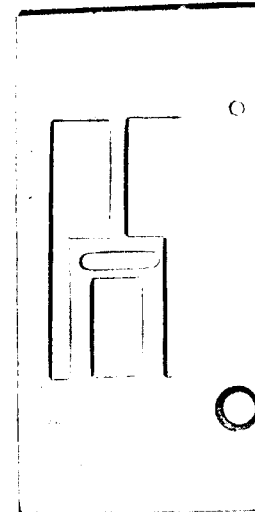


PLATE 10659--FULL SIZE

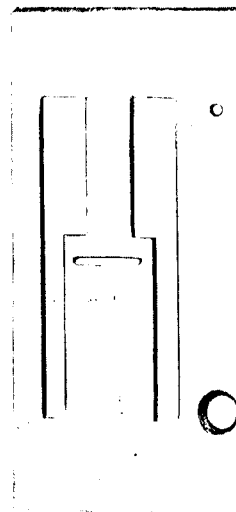
207495



207500



207498



207498

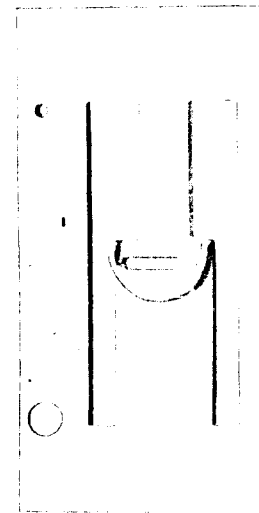


PLATE 10662 - FULL SIZE

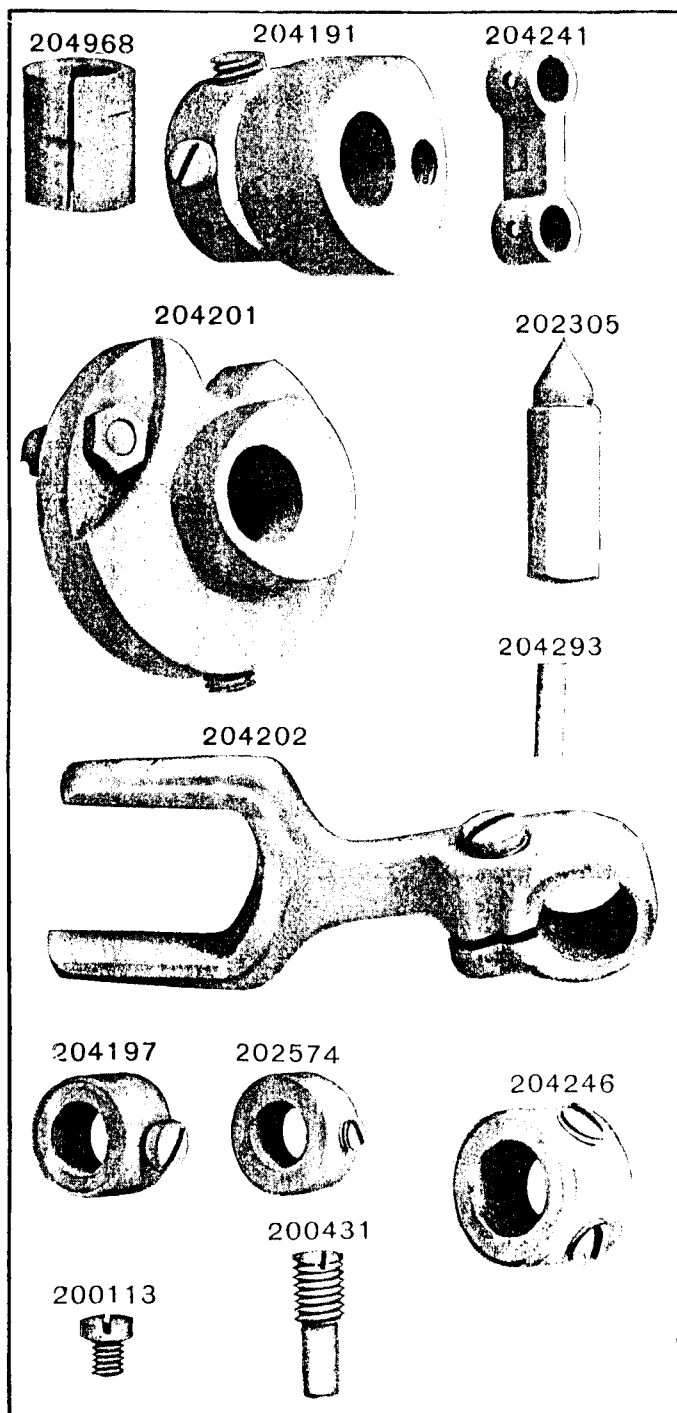


PLATE 10663 - FULL SIZE

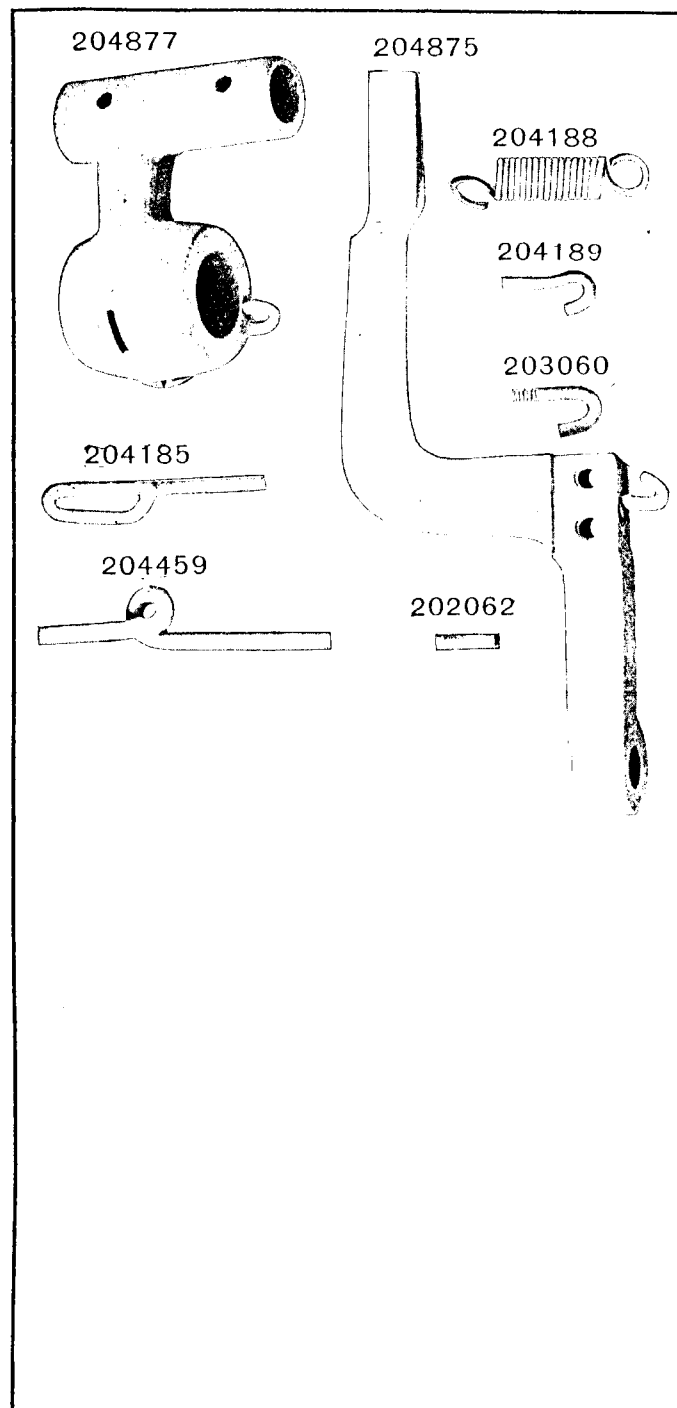


PLATE 10665 - FULL SIZE

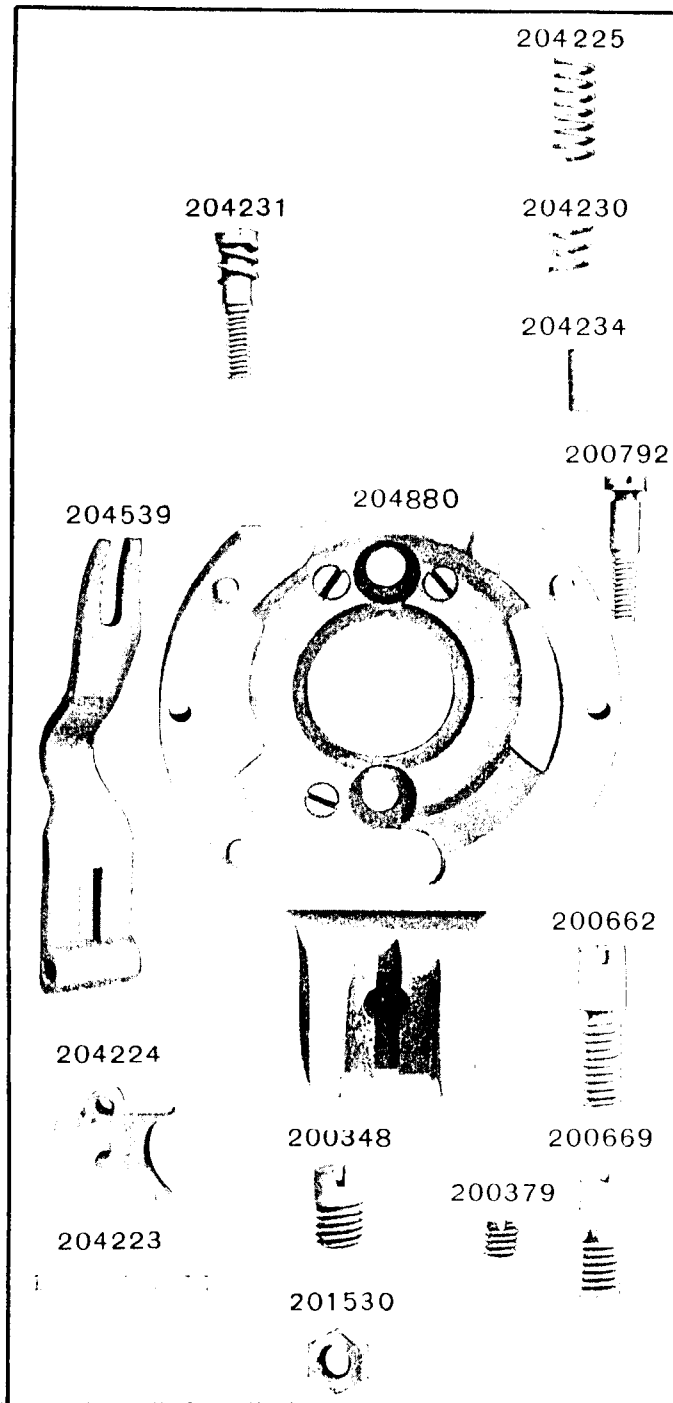


PLATE 10669 - FULL SIZE

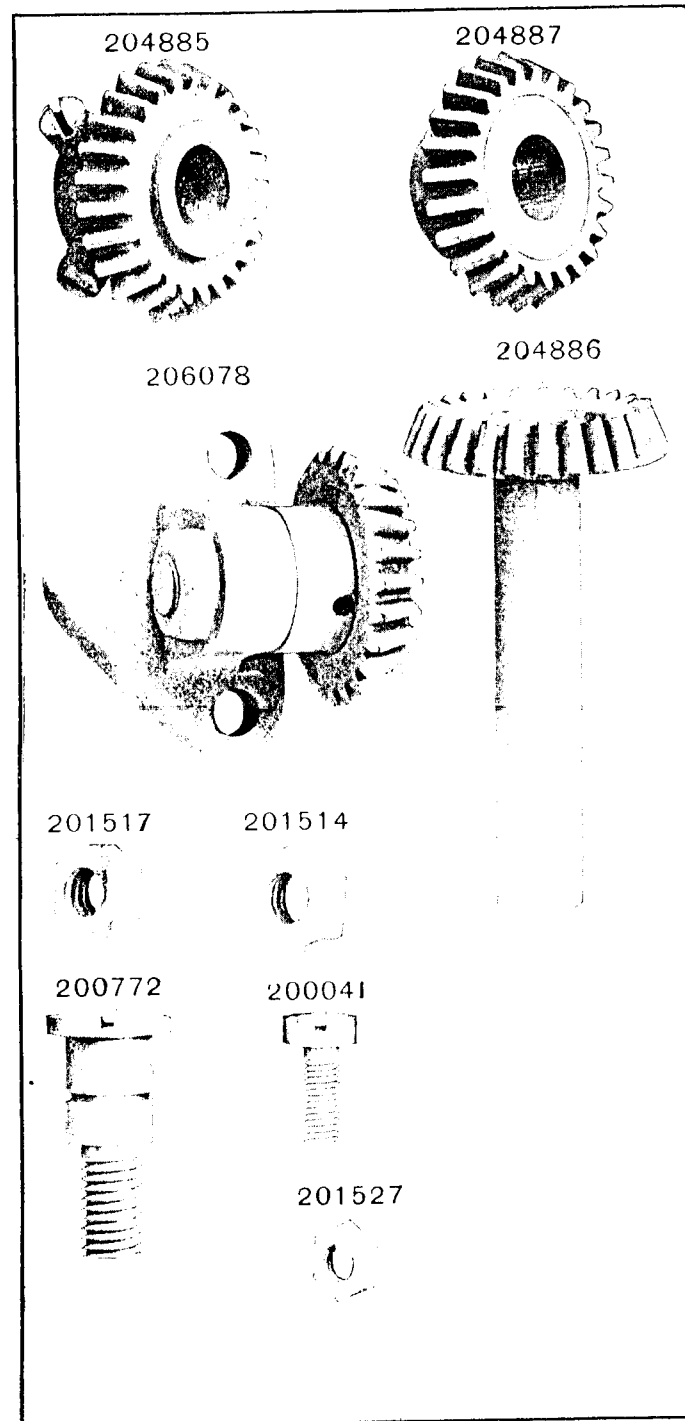


PLATE 10671 - FULL SIZE

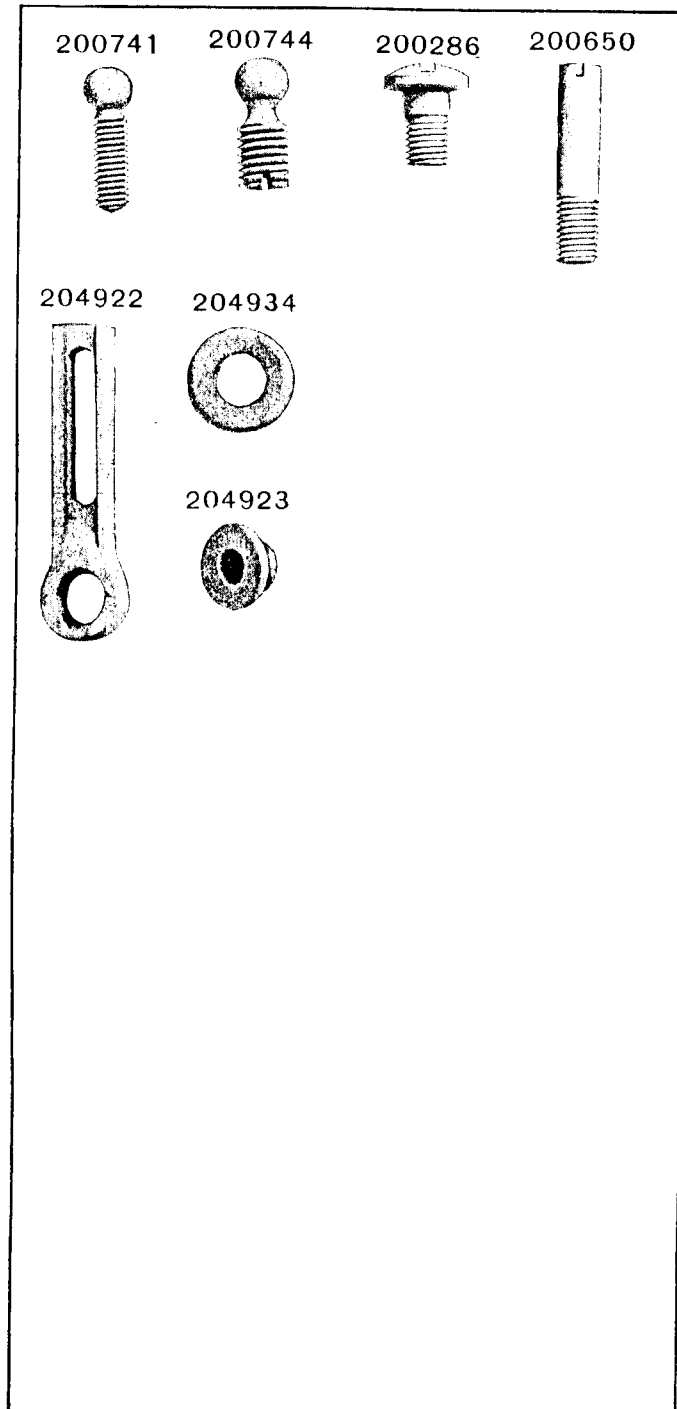


PLATE 10673 - FULL SIZE

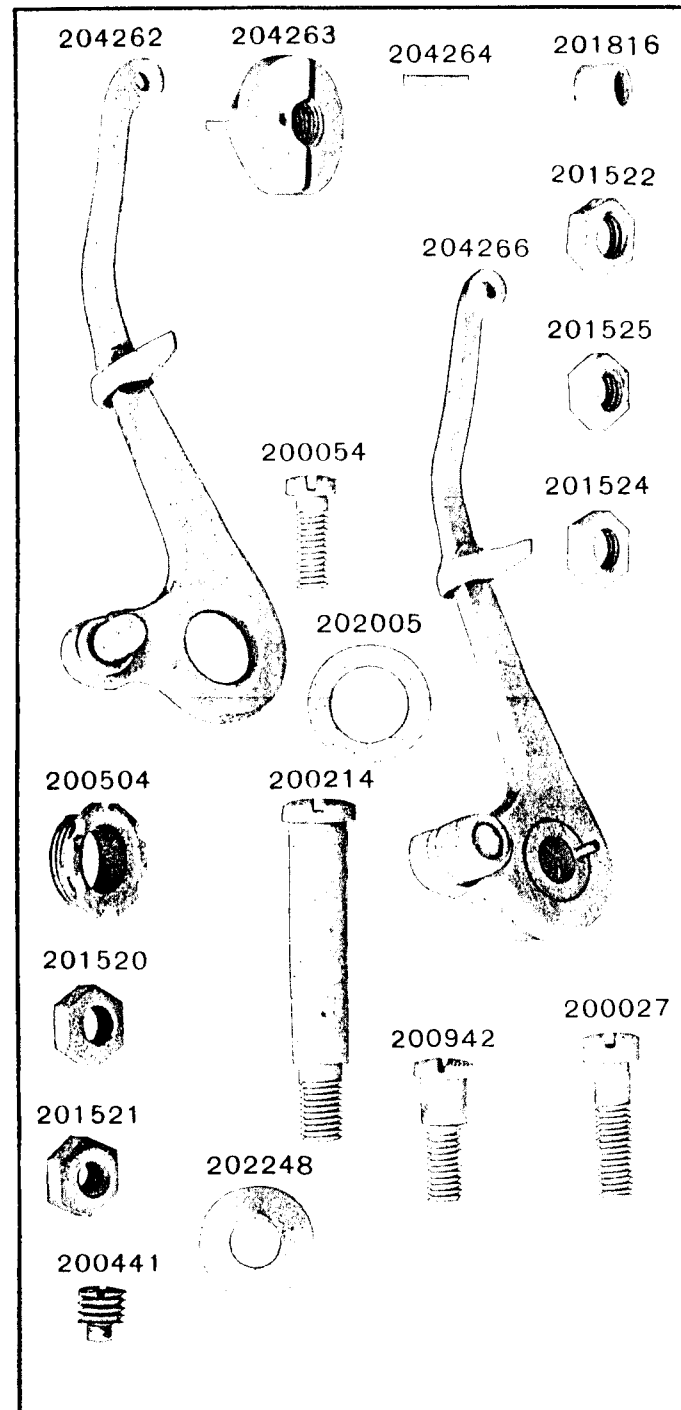




PLATE 10675 - FULL SIZE




PLATE 11126 - ONE-SIXTH SIZE

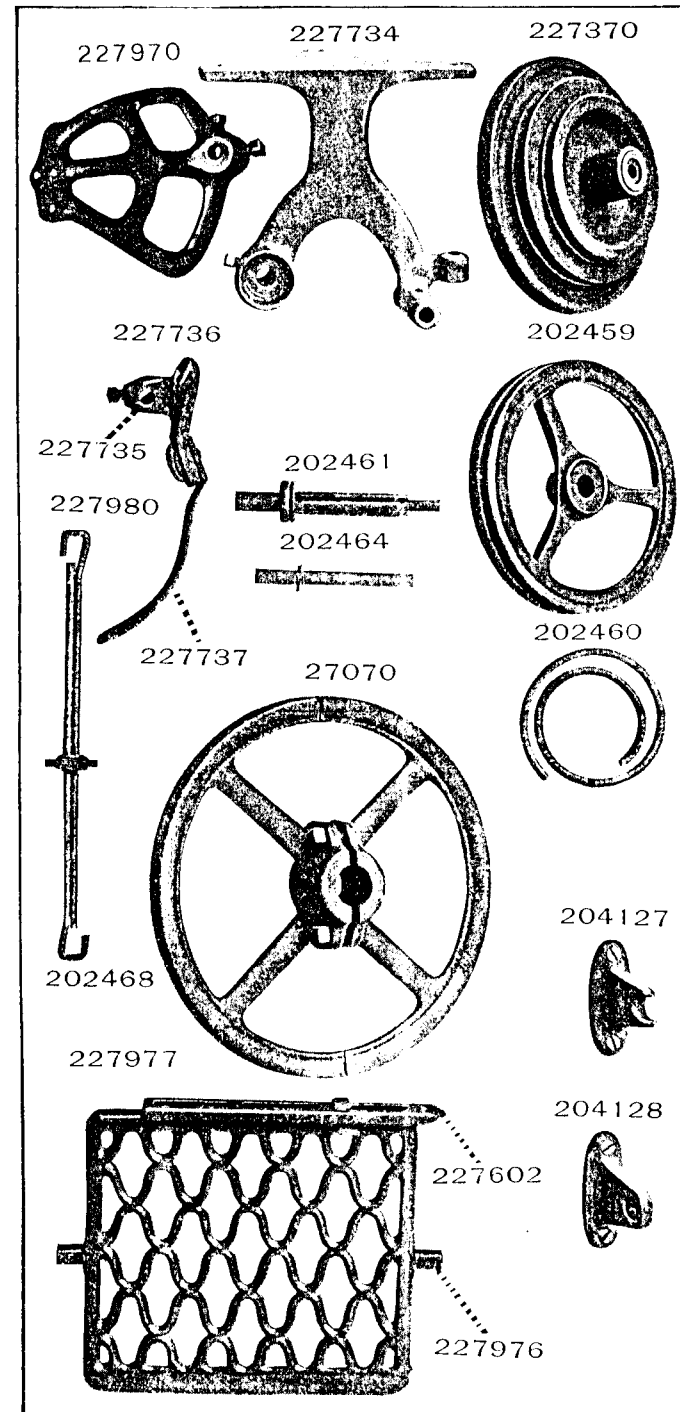


PLATE 11156-ONE-FOURTH SIZE

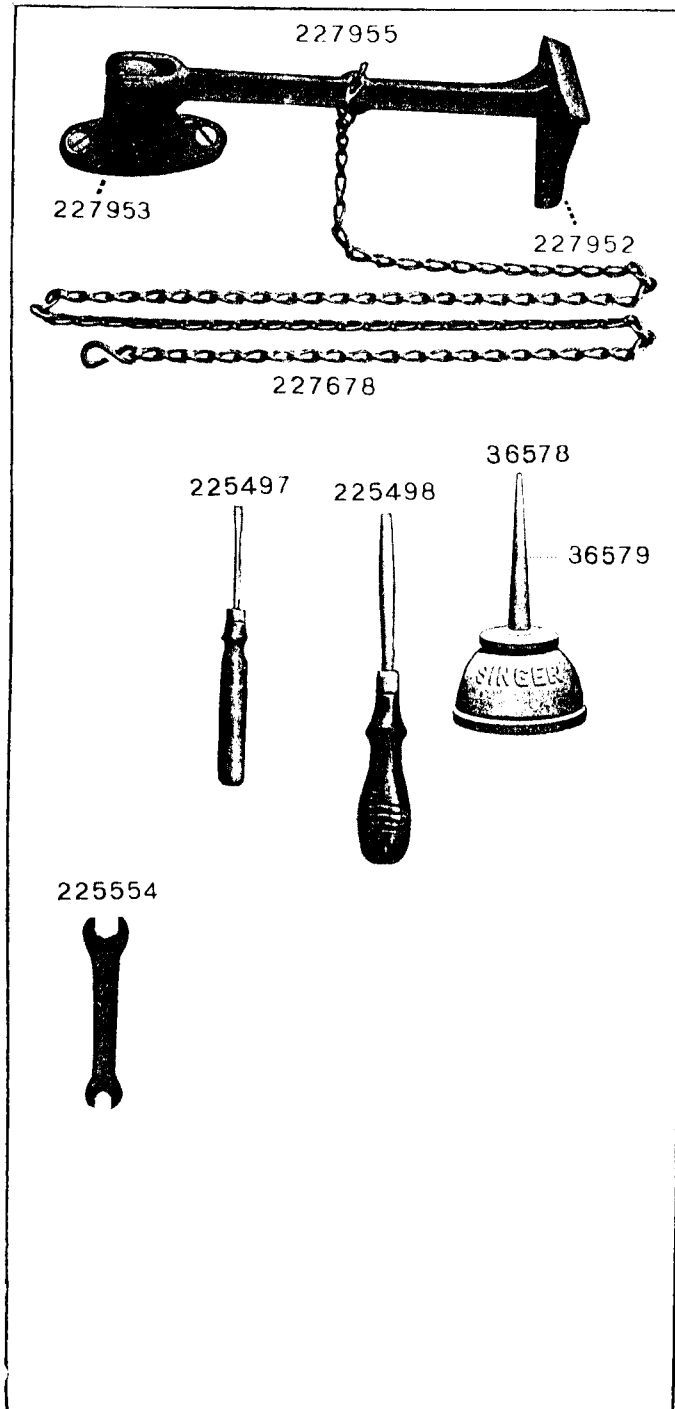


PLATE 12153-ONE-HALF SIZE

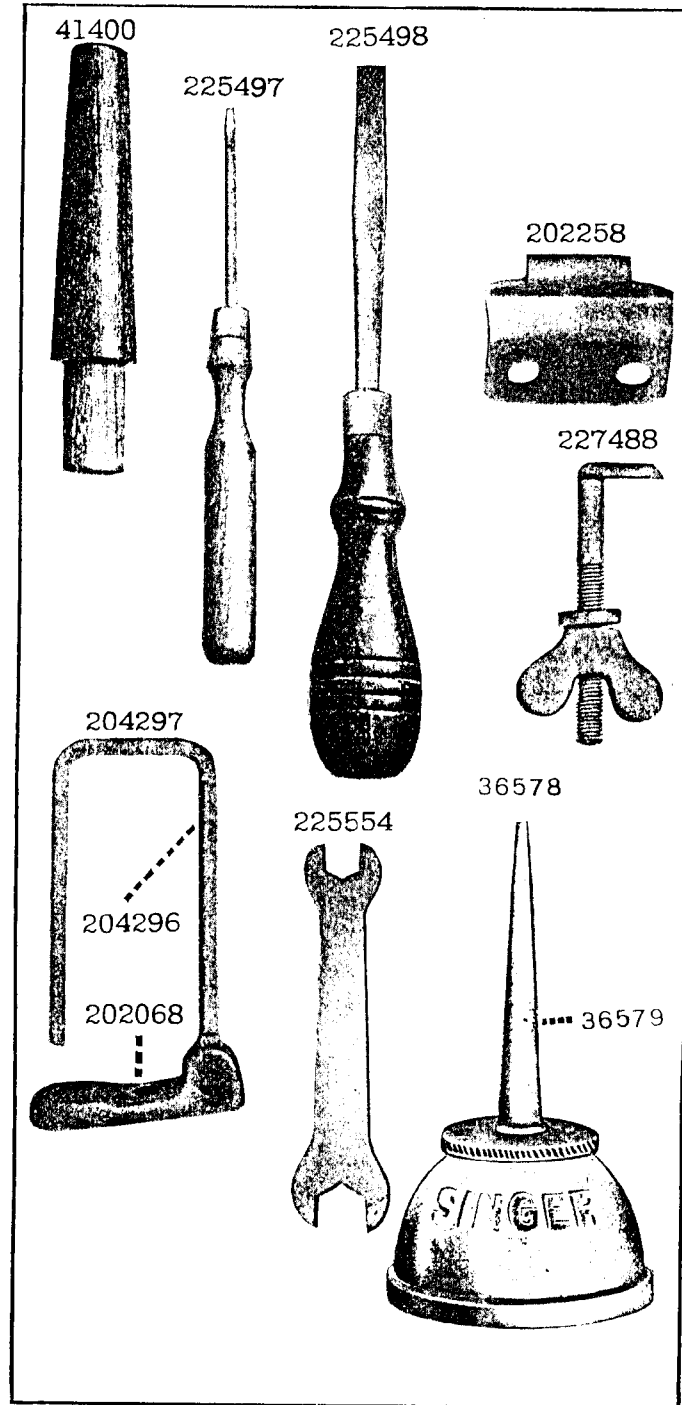


PLATE 12311-FULL SIZE

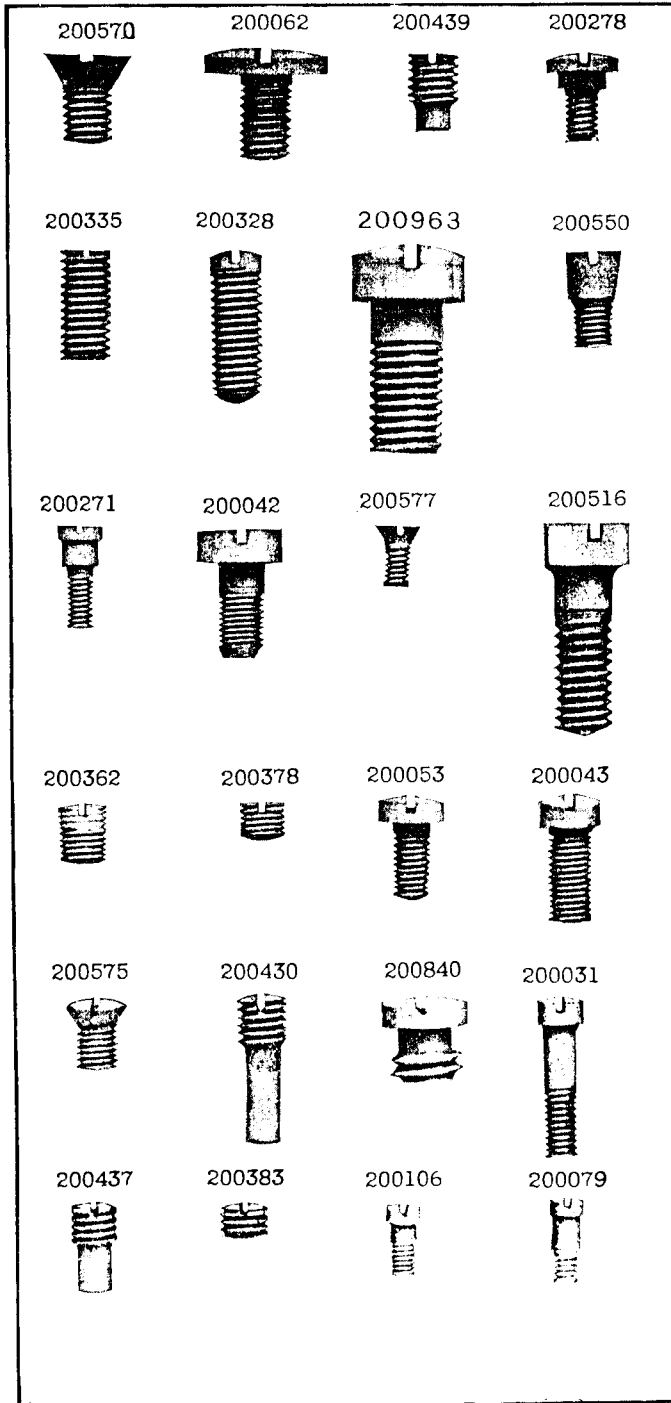


PLATE 12319 -FULL SIZE

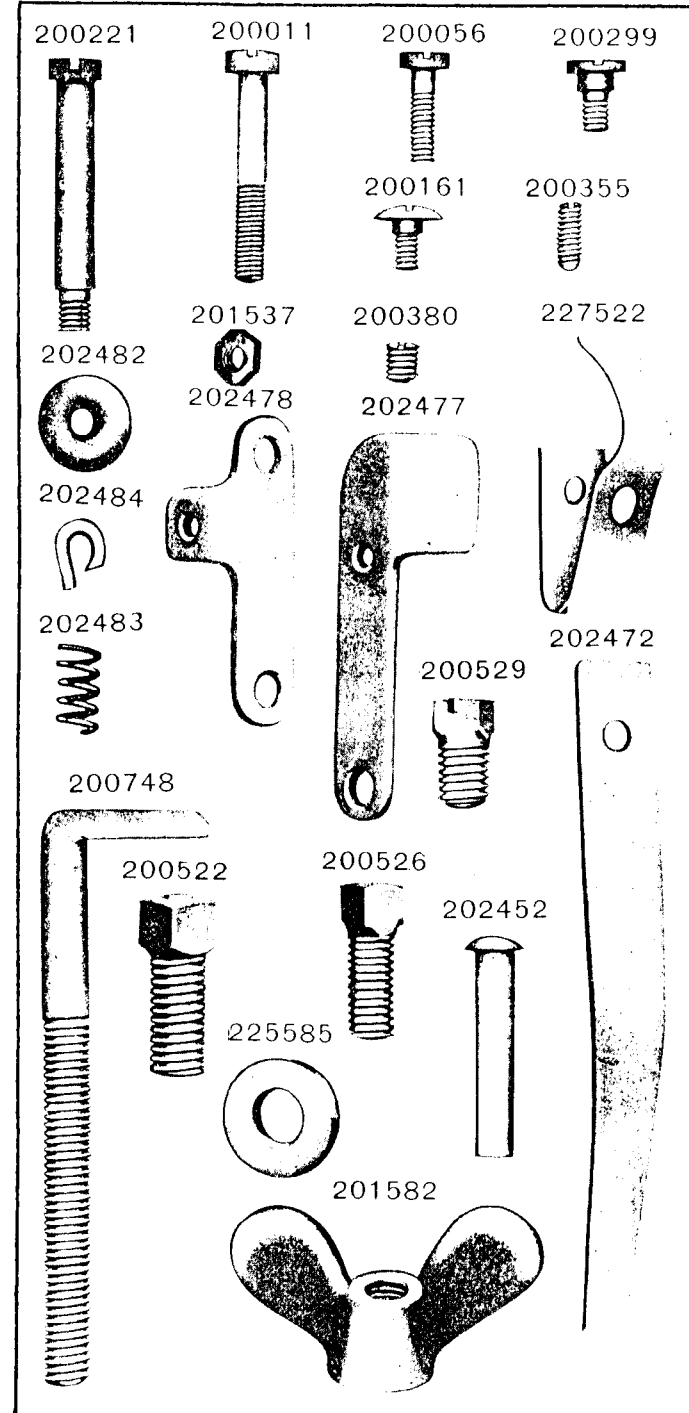


PLATE 12320-ONE-HALF SIZE

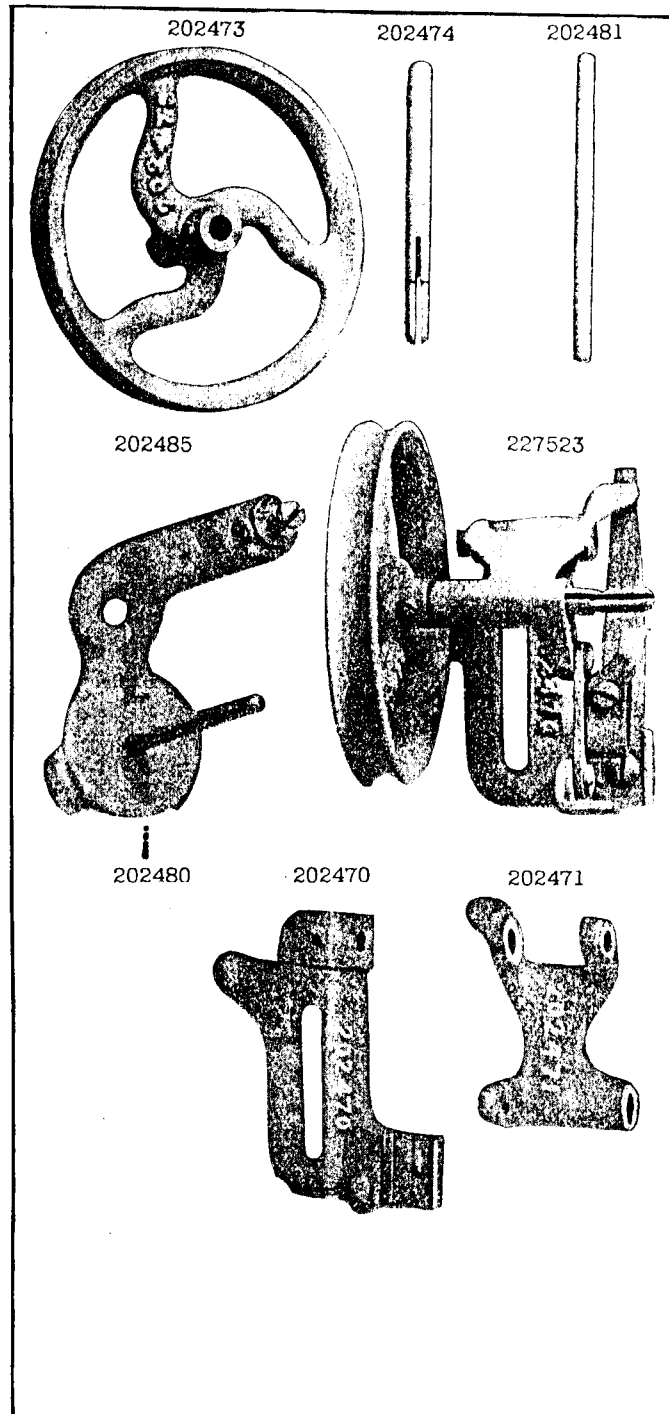


PLATE 12321-FULL SIZE

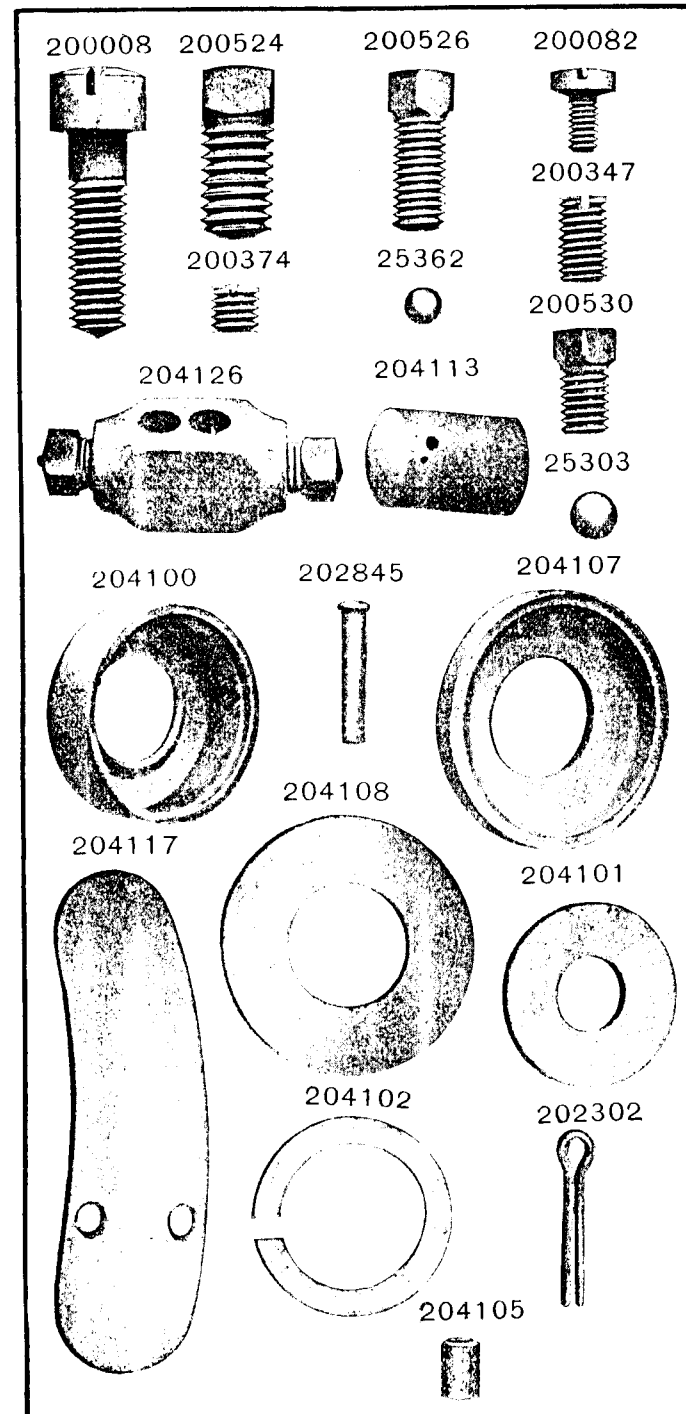


PLATE 12322-FULL SIZE

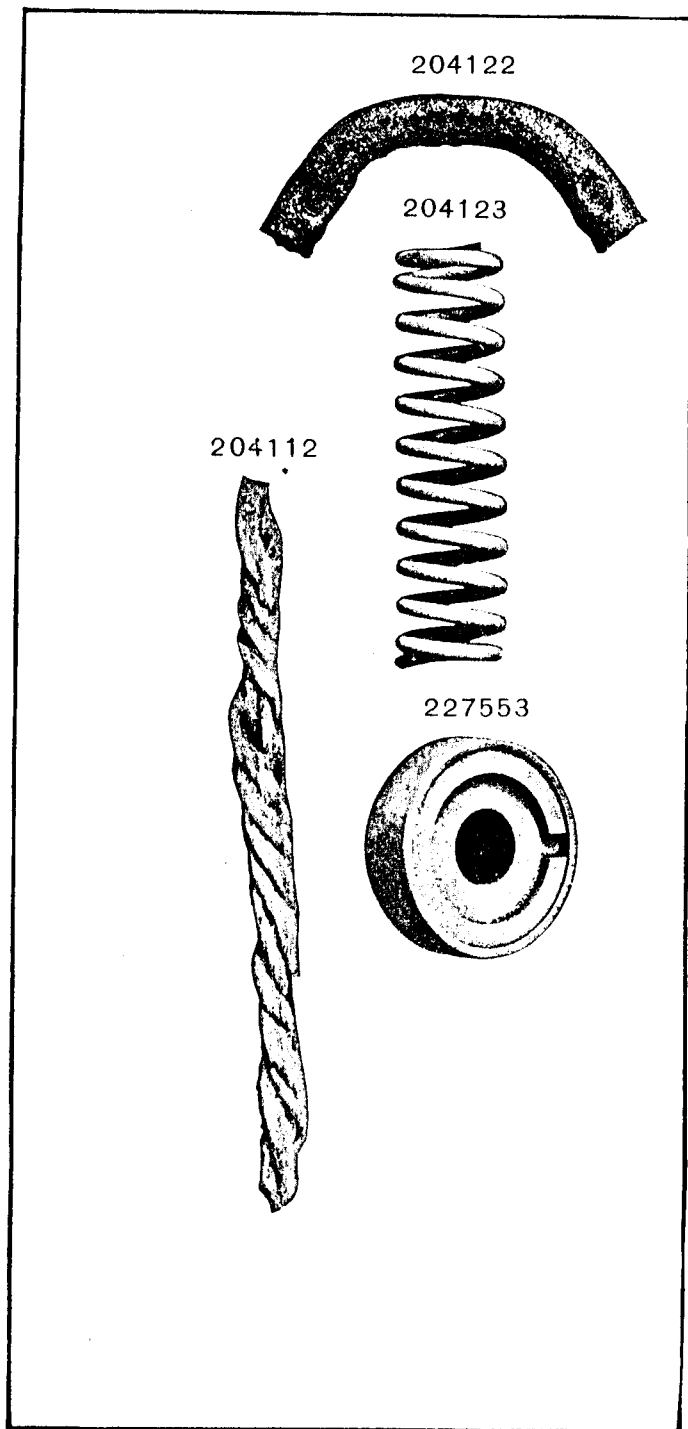


PLATE 12670-ONE-HALF SIZE

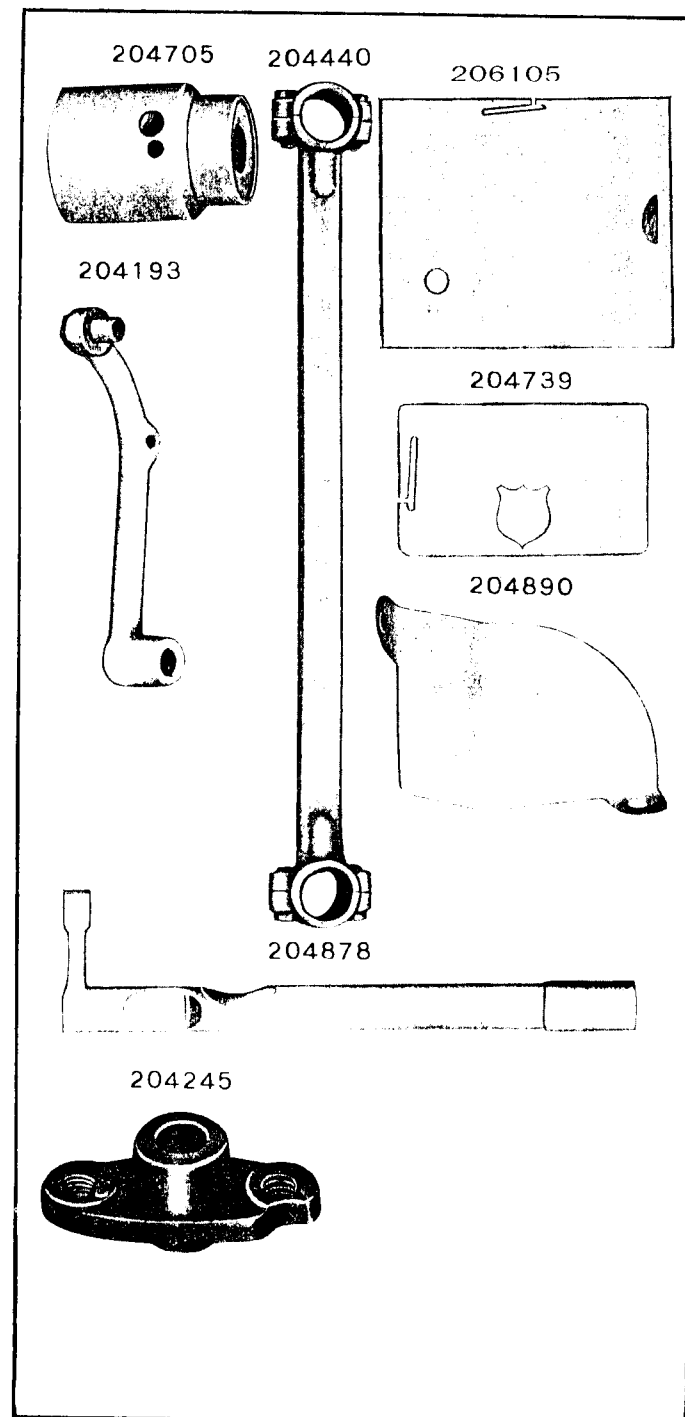


PLATE 12820-FULL SIZE

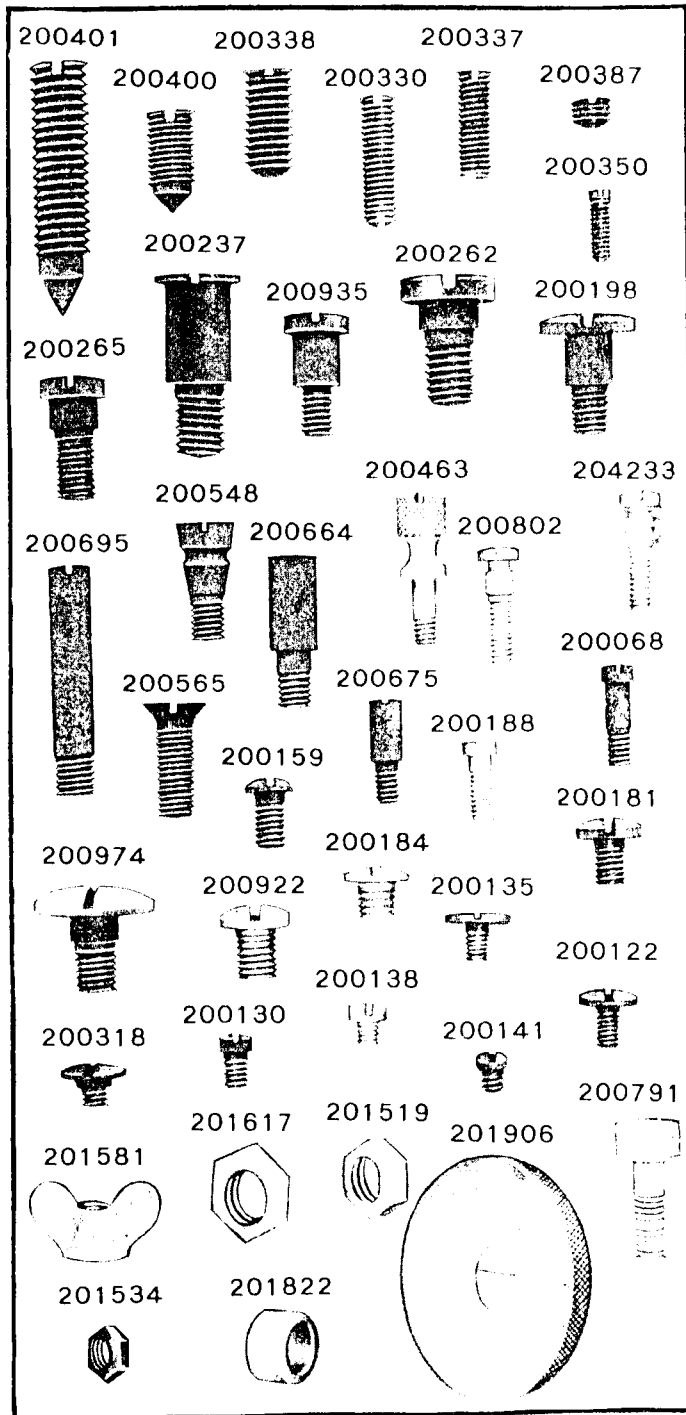


PLATE 12821-FULL SIZE

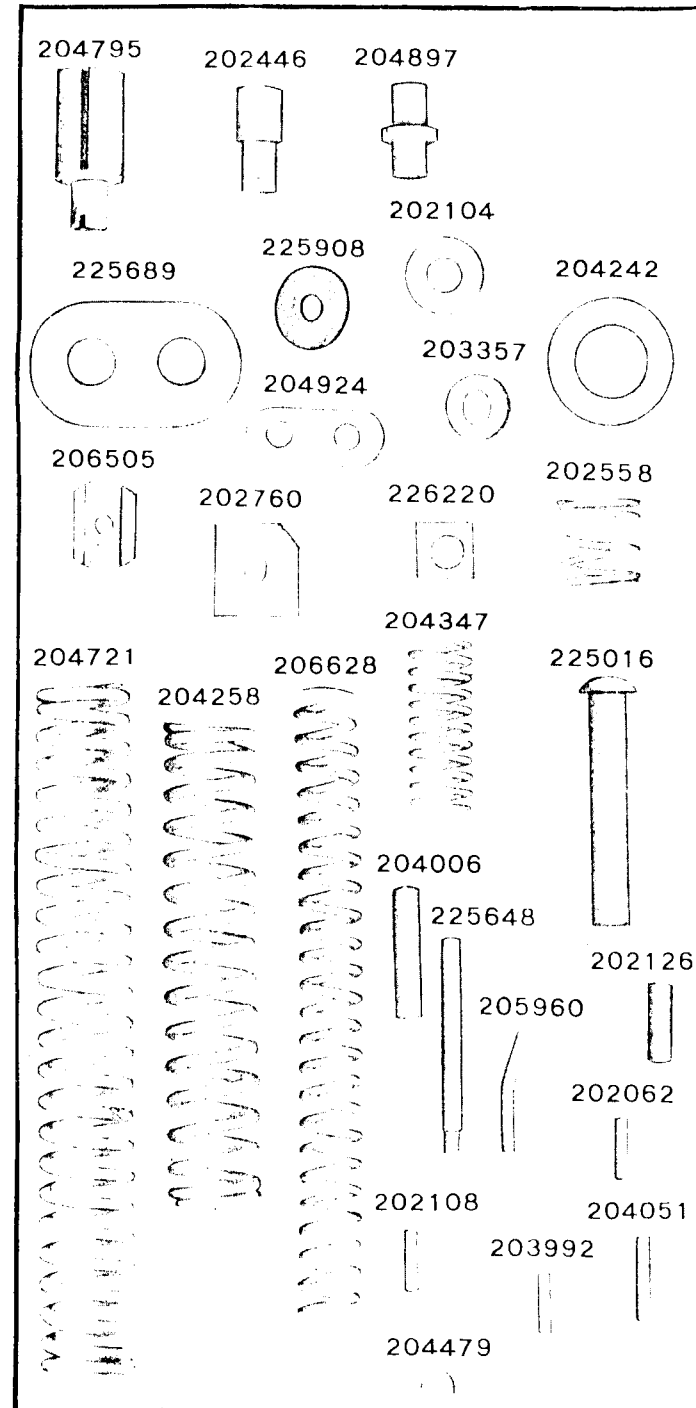


PLATE 12822-FULL SIZE

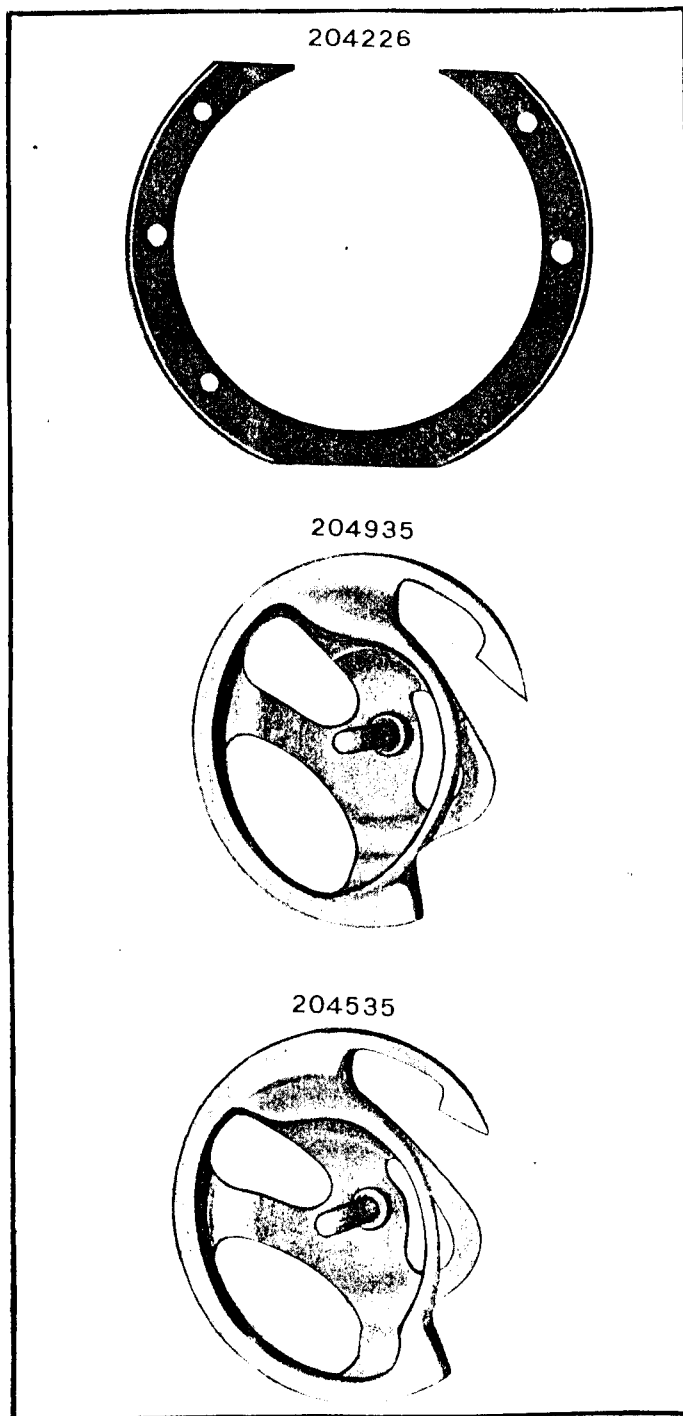


PLATE 12823-FULL SIZE

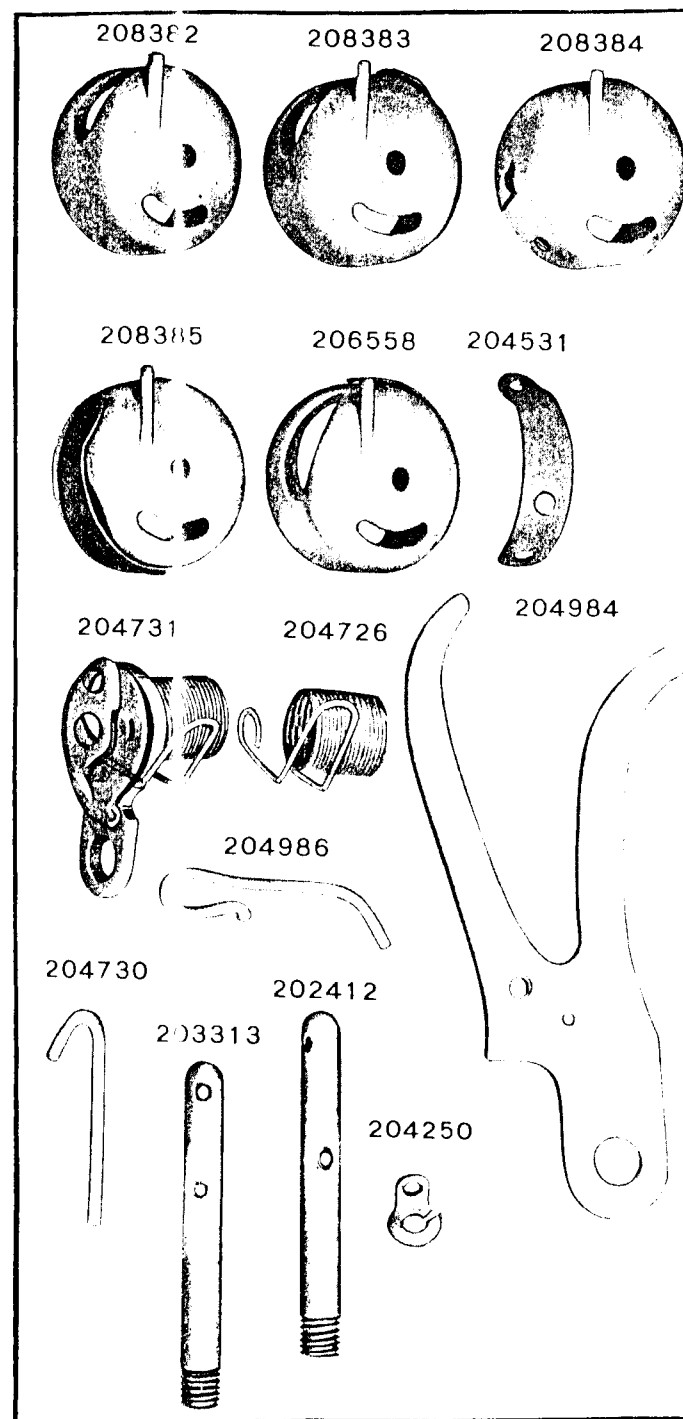


PLATE 12824-FULL SIZE

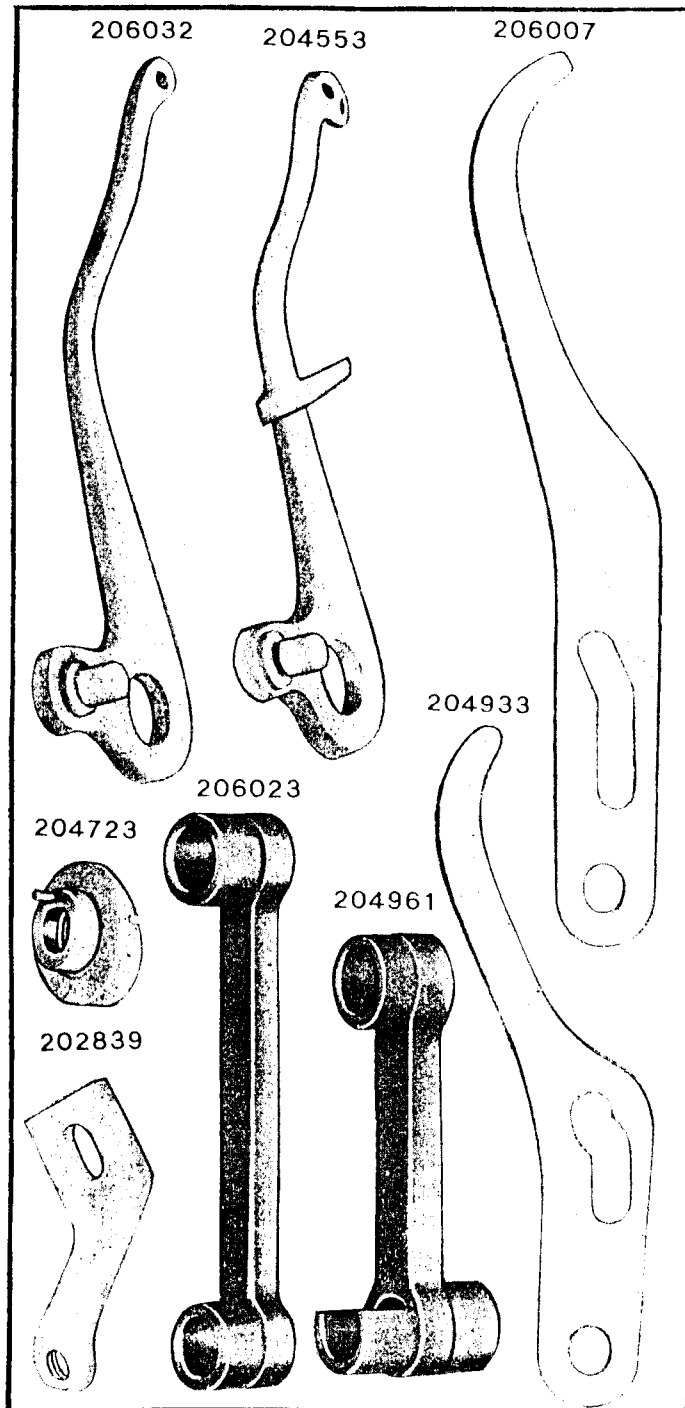


PLATE 12825-FULL SIZE

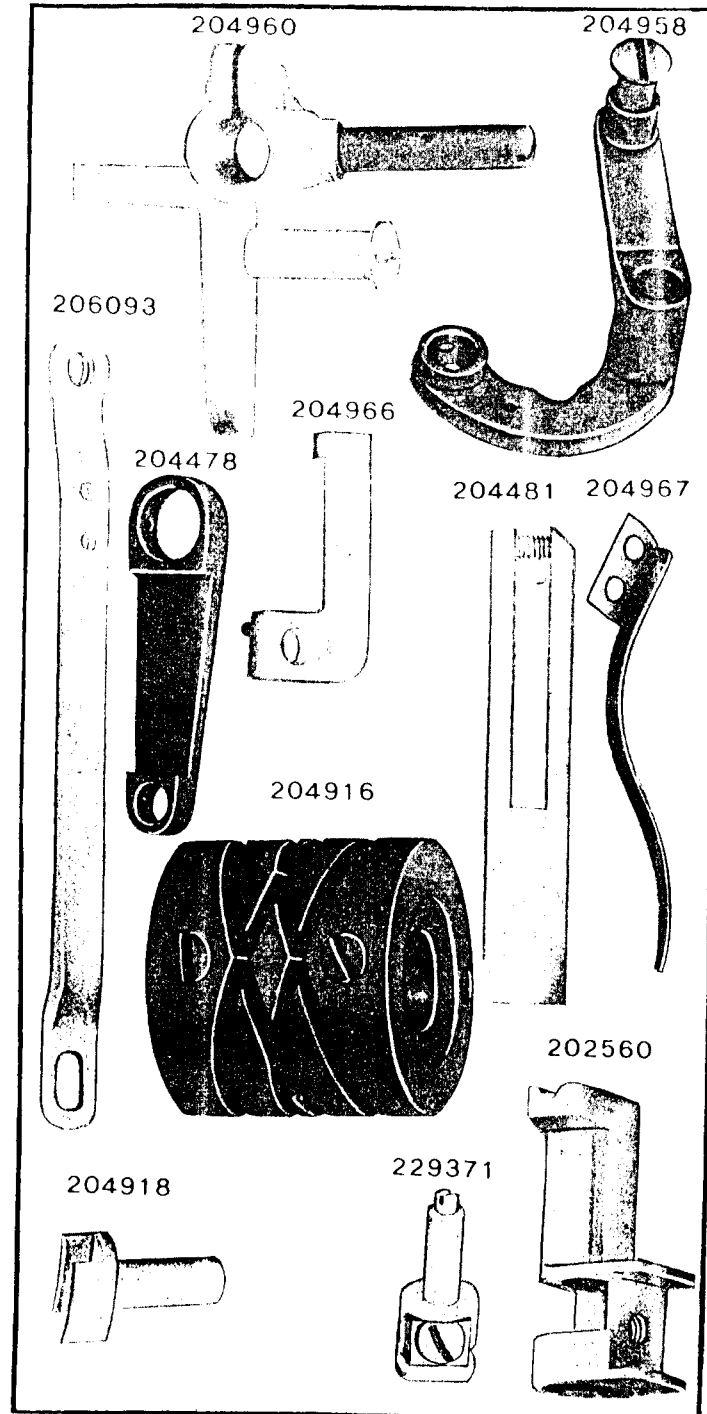




PLATE 12826-FULL SIZE

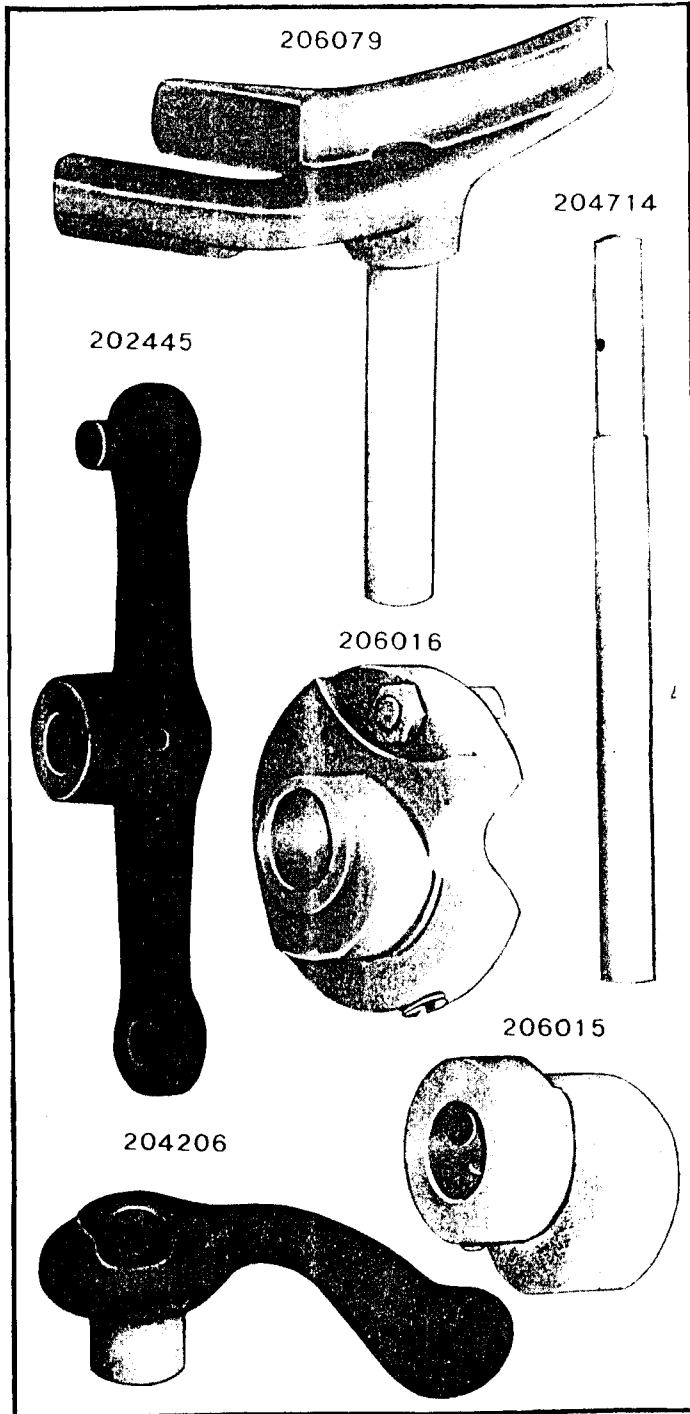


PLATE 12827-FULL SIZE

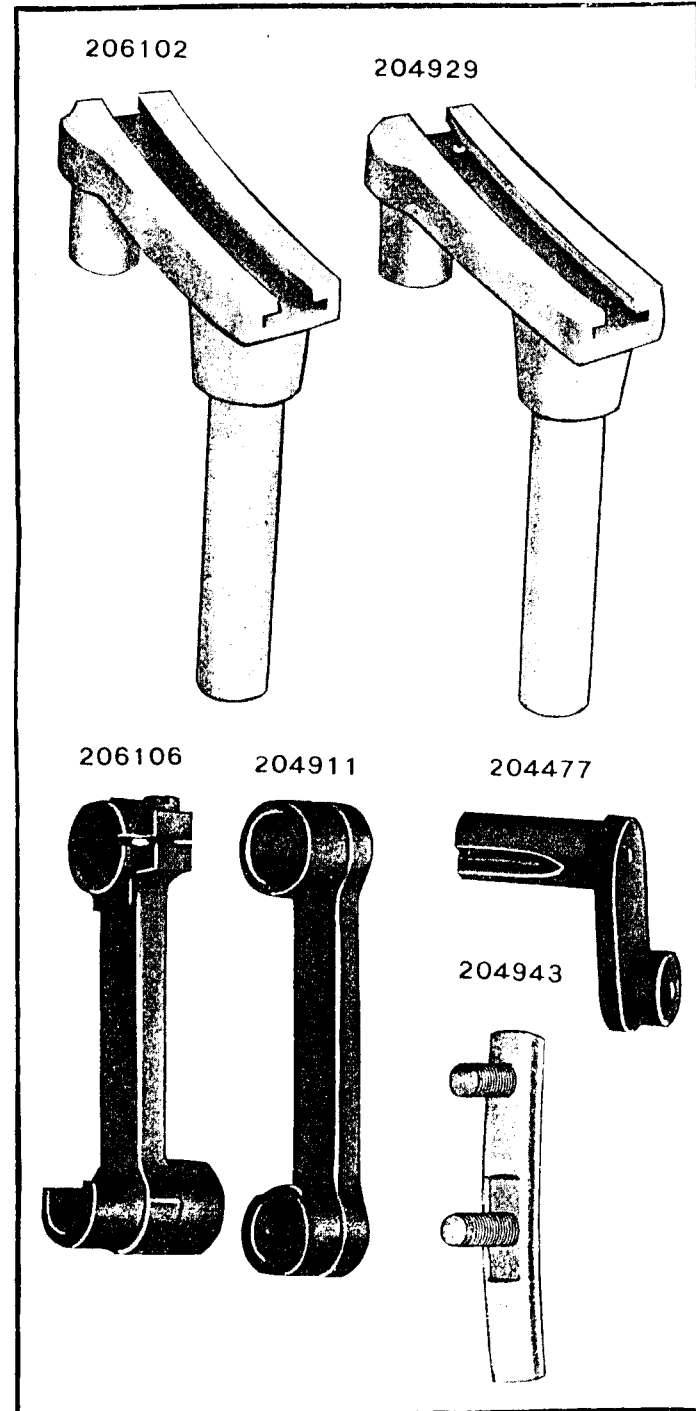


PLATE 12828-FULL SIZE

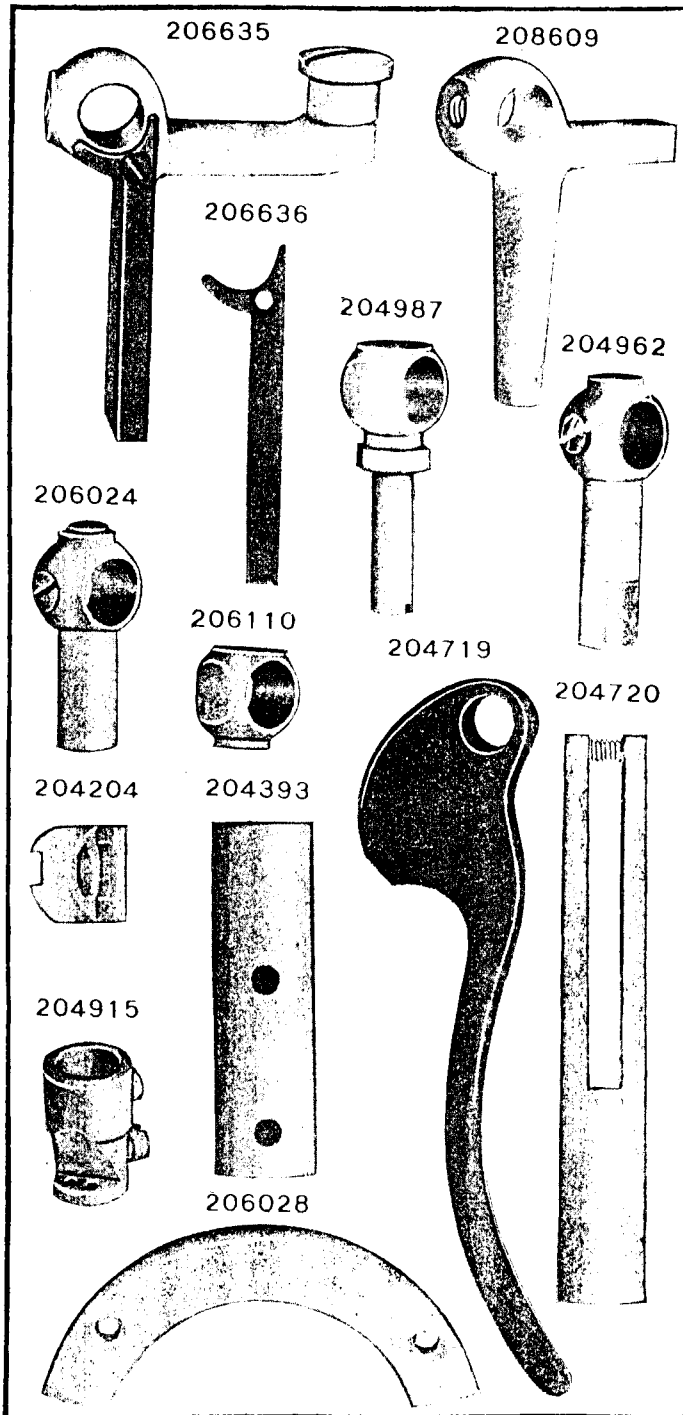


PLATE 12829-FULL SIZE

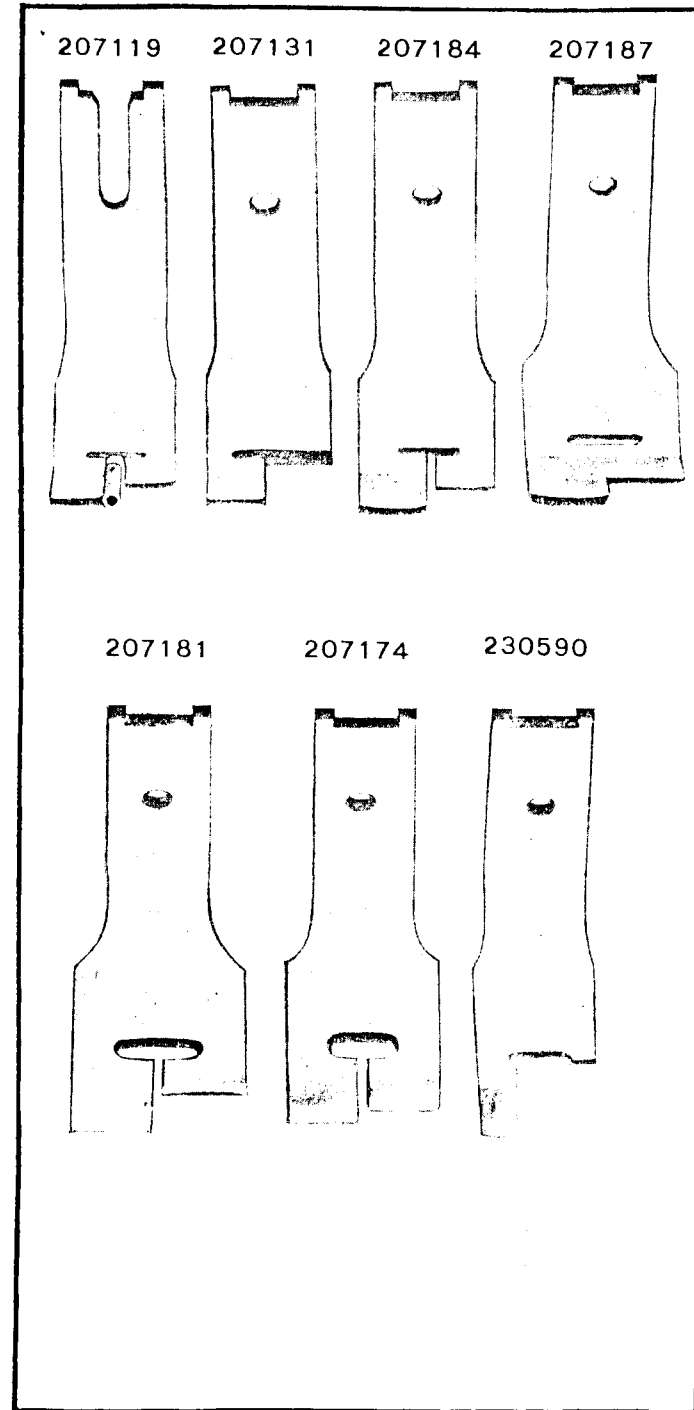



PLATE 12830-FULL SIZE


207172



207173



207142



207133



206099



207160

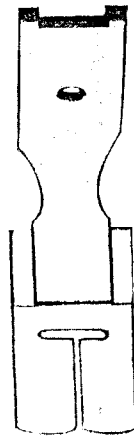
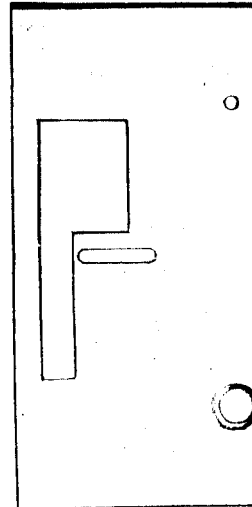
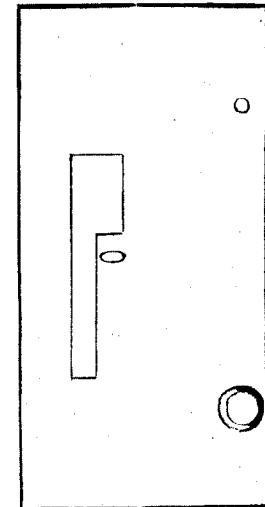


PLATE 12931-FULL SIZE

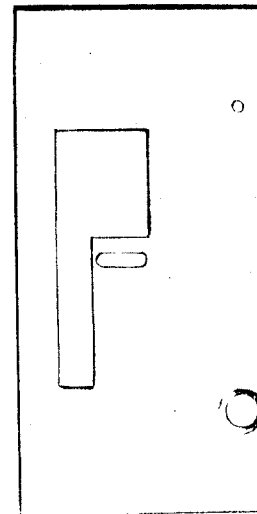
207456



207388



207371



207491

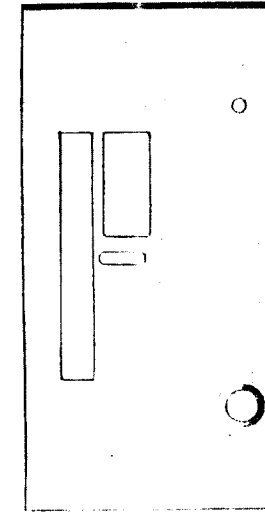
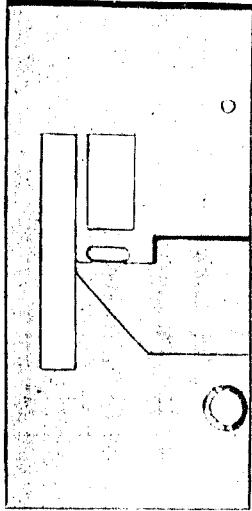
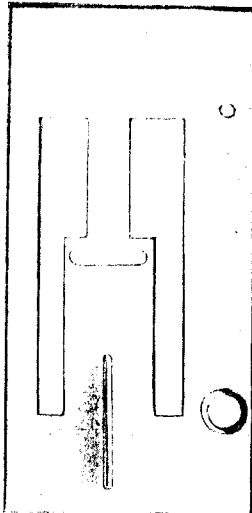


PLATE 12832-FULL SIZE

230604



206094



207501

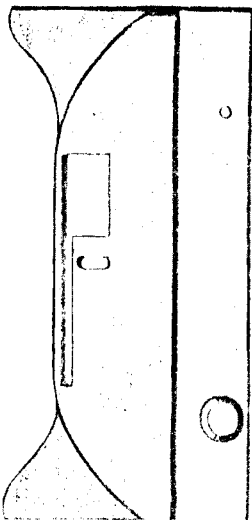
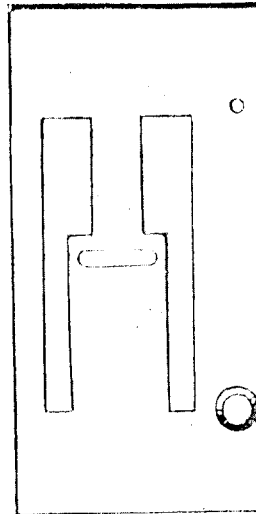
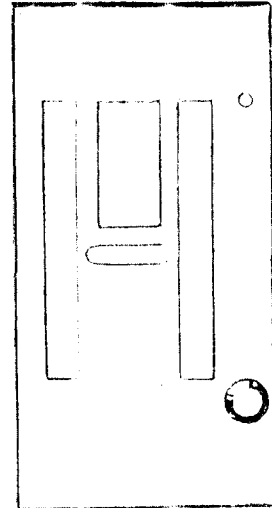


PLATE 12833-FULL SIZE

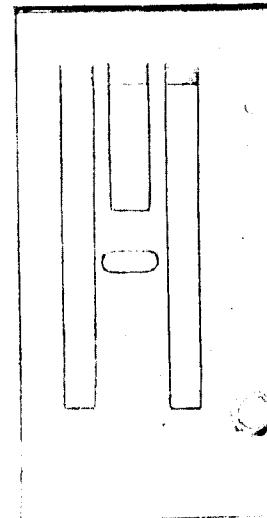
206088  
206089



207490



207411



207447


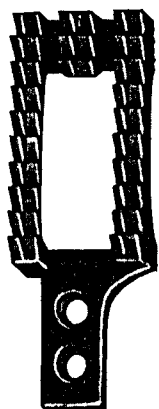
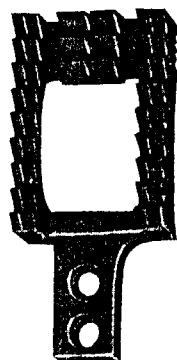


PLATE 12834-FULL SIZE

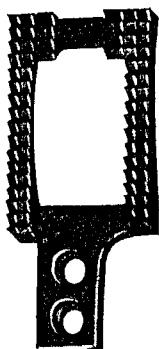
207655



207489



206083



207643



207675



207648



207644



207639



230605



207659




207647




PLATE 12835-FULL SIZE

202511



227316




202784



227954



230124



227227



PLATE 12836—ONE-HALF SIZE

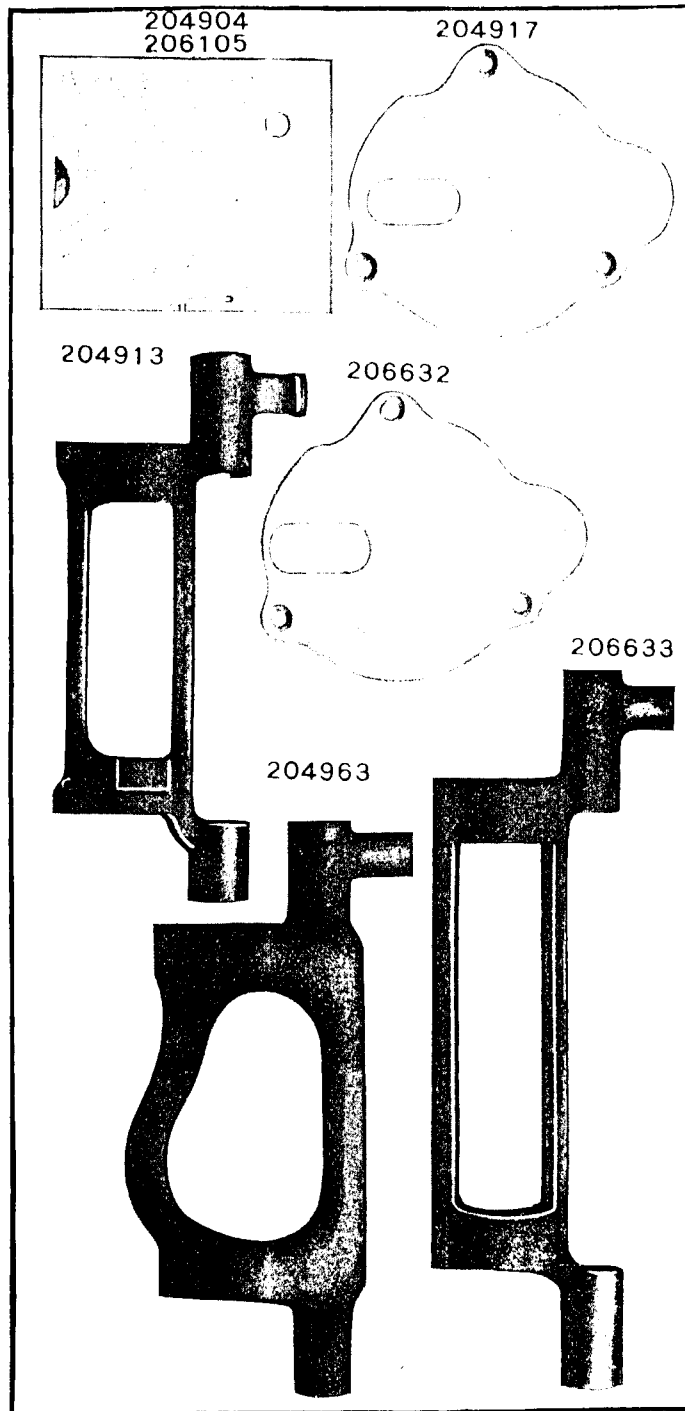


PLATE 12837—ONE-HALF SIZE

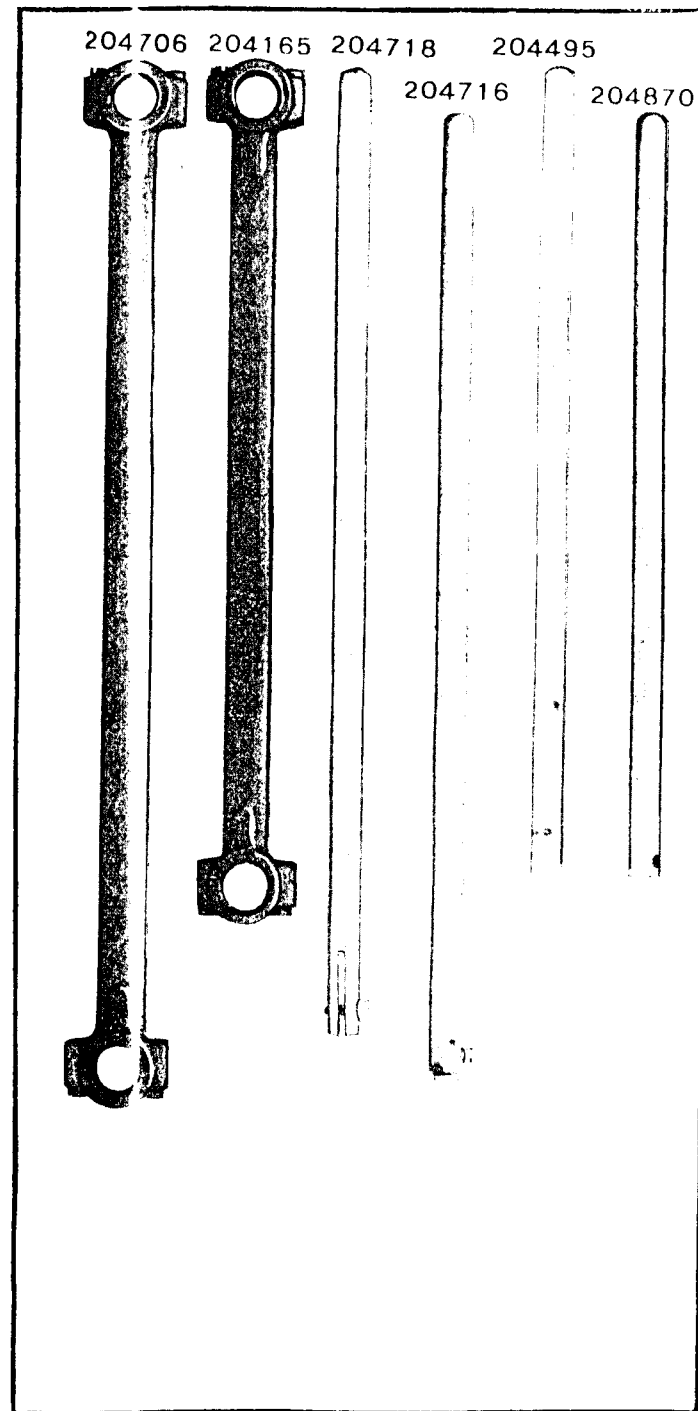


PLATE 12838—ONE-HALF SIZE

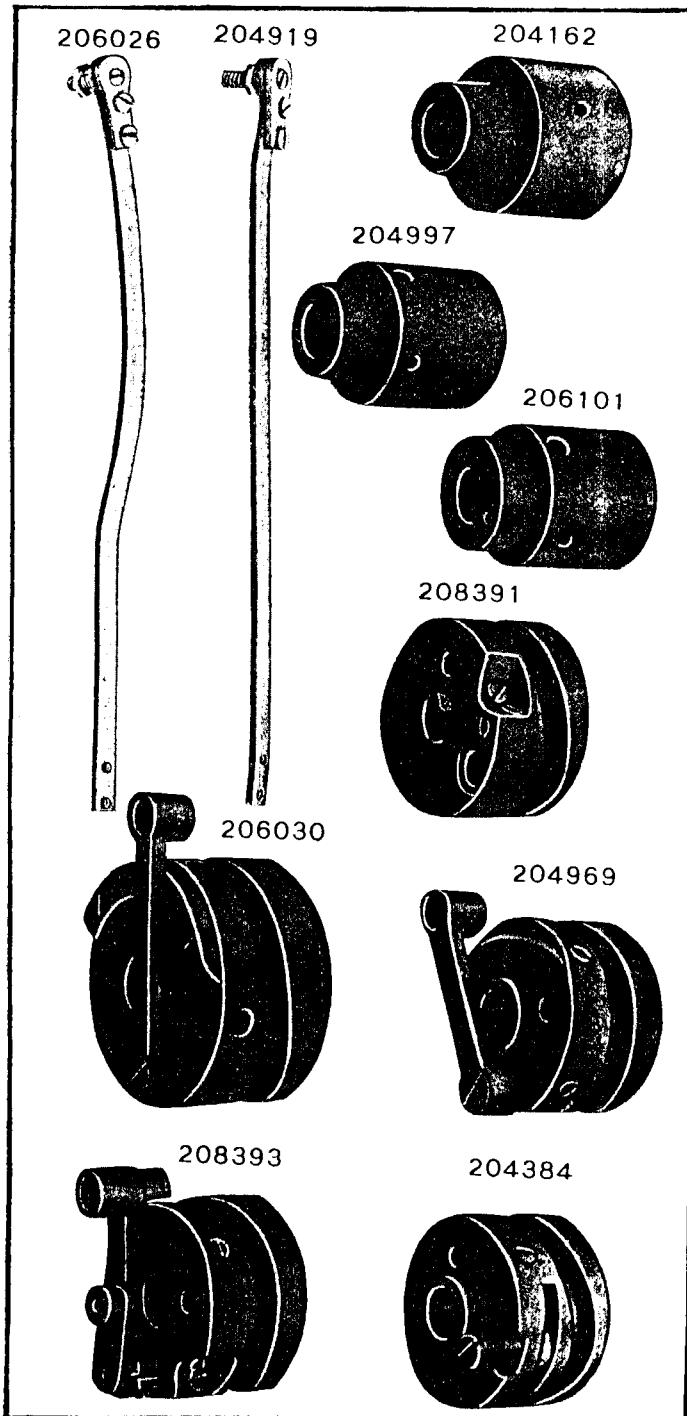


PLATE 12839—ONE-HALF SIZE

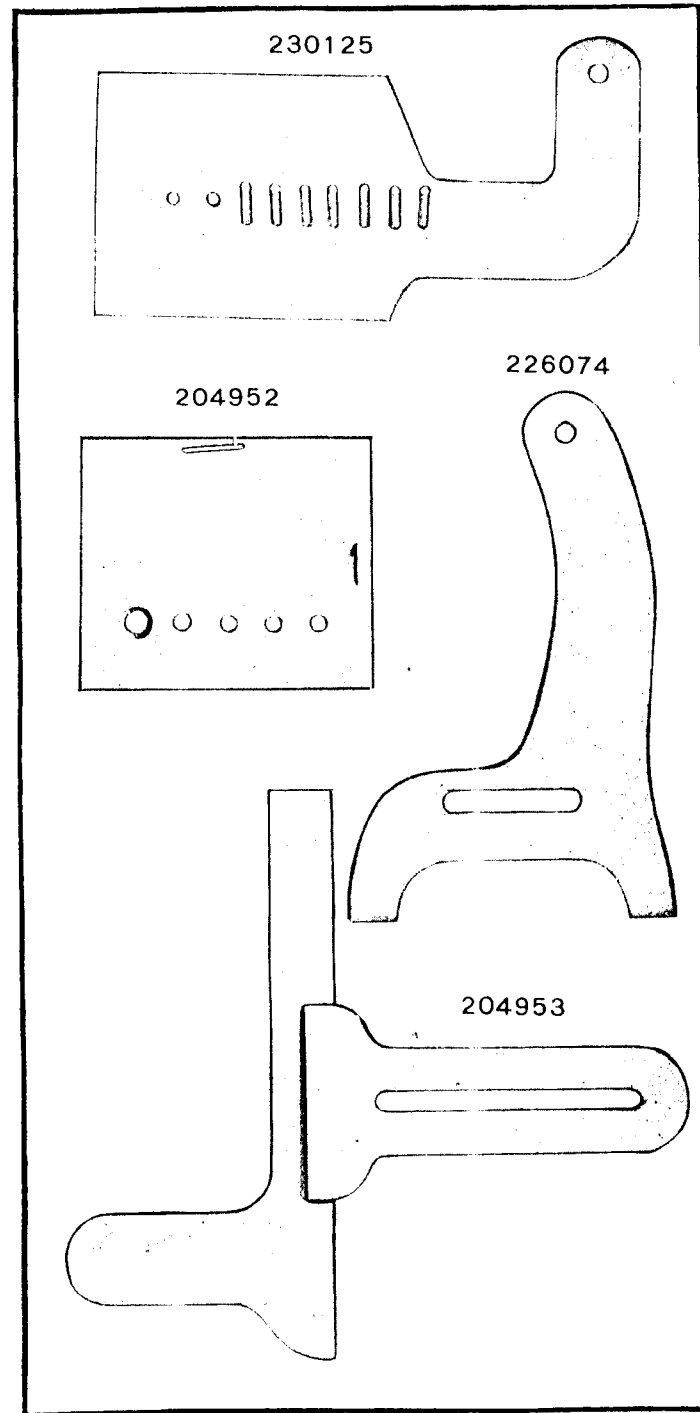

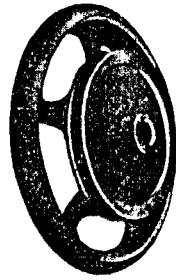


PLATE 12840-ONE-FOURTH SIZE

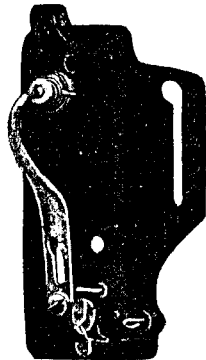
215672




204174



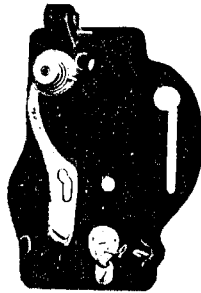
206627



204908



204956



204983

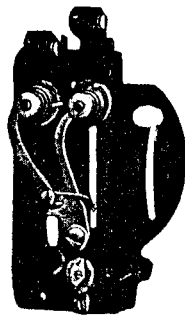
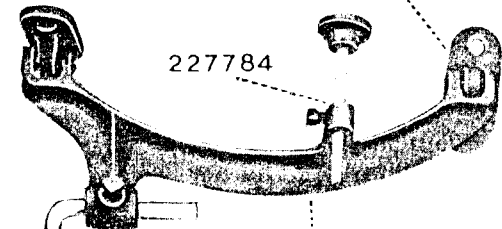


PLATE 12841-ONE-FOURTH SIZE

202451



227784

227781

202454

206638 227303

202453

204294

204291

204951

204891

227569

227308

