

Form 1764w
May, 1921

LIST OF PARTS



MACHINE No. 23-19

THE SINGER MANUFACTURING COMPANY

COPYRIGHT, U. S. A., 1921, BY THE SINGER MANUFACTURING CO.
ALL RIGHTS RESERVED FOR ALL COUNTRIES

INDEX

	PAGE
ACCESSORIES	21
CLAMPS	22
KNIVES	24
MACHINE NO. 23-19	7
MISCELLANEOUS PARTS	24
NUMERICAL LIST OF PARTS	27
OBSOLETE PARTS	25

INSTRUCTIONS FOR ORDERING

In ordering from this list, use **ONLY** the part NUMBER in the **FIRST** column.

The number stamped on a Sewing Machine part is in every case the number of the single part only.

Every combination of parts sent out as such has its specific number, which, although not stamped on the parts, must be used when ordering the combination.

Each number always indicates the **SAME PART** in whatever list it appears, or for whatever machine.

The letters after some of the numbers indicate the style of finish only, as follows:

- A. Hardened, Polished and Plated.
- B. Polished and Plated
- C. Hardened only.
- D. Polished only.
- E. Soft, not Polished.
- F. Hardened and Polished.
- G.
- H. Blued.
- J. Plated only.
- K. Hardened and Plated
- L. Brass or Gilt.
- M. Oxidized.
- P. Japanned.
- R. Parkerized

These letters **MUST BE USED** when they appear in the list, and **AFTER** the number as in the list.

In this series

- 1 to 1500 and 50001 to 51500 are Screw Numbers.
- 1501 to 1800 are Nut Numbers.
- 1801 to 2000 are Roller Numbers.
- 2001 to 50000 and 52001 and upward are numbers of Machine Parts.

The figures in the second column refer only to the plates, illustrating the parts, and are **NOT TO BE USED** in ordering.

Parts marked with an asterisk (*) are furnished only when repairs are made at factory.

LIST OF PARTS COMPLETE

FOR

MACHINE No. 23-19

HAS CUTTING ATTACHMENT, STRAIGHT BARRING

ATTACHMENT AND HAND TRIPPING LEVER

For Cloth

Makes buttonholes $\frac{1}{2}$ to $1\frac{1}{2}$ inches long.

No.	Plate	Name
*10890	—	Arm with 771D and 10008
8582	1792	" Dowel Pin (2)
118E	1783	" Screw (3)
10002	1790	" Shaft (horizontal)
18820	1784	" " " Gear with 453c..
2117	1792	" " " " Pin
453C	1783	" " " " Set Screw
144D	1793	" " " Screw
10005	1790	" " (upright)
18821	1784	" " " Gear with 453c ..
2117	1792	" " " " Pin
453C	1783	" " " " Set Screw ..
*10008	—	" Side Plate
771D	1783	" " " Thumb Screw
10217	1791	Barring Lever
10218	1794	" " Cap
176D	1783	" " " Screw (2)
10219	1794	" " Clutch
217F	1793	" " " Adjusting Screw
		(2)
10220	1794	Barring Lever Clutch Lever
100D	1793	" " " " Hinge
		Screw
10222	1794	Barring Lever Clutch Lever Yielding
		Connection with 10251
91F	1793	Barring Lever Clutch Lever Yielding
		Connection Guide Screw
106D	1793	Barring Lever Clutch Lever Yielding
		Connection Hinge Screw
10223	1793	Barring Lever Clutch Lever Yielding
		Connection Spring
10251	1793	Barring Lever Clutch Lever Yielding
		Connection Spring Hook

Parts for Machine No. 23-19

No.	Plate	Name
233D	1783	Barring Lever Clutch Lever Yielding Connection Spring Screw
*10953	—	Bed
18803	1790	" Plate with two 18619 and four 405E, for 1 $\frac{1}{16}$ to 1 $\frac{1}{2}$ in. buttonholes, for 18804
18804	—	Bed Plate 18803 with 18797, 18798 and four 231c, for 18757
18757	—	Bed Plate complete, for 1 $\frac{1}{16}$ to 1 $\frac{1}{2}$ in. buttonholes, Nos. 10024, 10306, 10637, 18804 and three 405E
10637	1789	Bed Plate Button
405E	1783	" " " Screw
10306	1791	" " " Slide
10307	1791	" " " " Connection with 10136
10309	1792	Bed Plate Button Slide Connection Spring
10136	1792	Bed Plate Button Slide Connection Spring Hook (2)
214D	1793	Bed Plate Button Slide Connection Stop Screw
10020	1789	Bed Plate Clamp Guide Slide with 1827
10021	1789	Bed Plate Clamp Guide Slide Guide
399F	1783	" " " " " " " Screw
1827	1792	Bed Plate Clamp Guide Slide Roller and Stud
10023	1789	Bed Plate Clamp Guide Slide Spring
10022	1792	" " " " " " " Stop Stud
10024	1789	Bed Plate Clamp Guide complete, Nos. 10020, 10022, 10023, two 10021 and four 399F
18797	1784	Bed Plate Clamp Stop (left) with 18752
18798	1784	Bed Plate Clamp Stop (right) with 18752
231c	1783	Bed Plate Clamp Stop Screw
18752	1783	" " " " Stud
10461	1792	" " Dowel Pin (2)
18619	1789	" " Protector, for 1 $\frac{1}{16}$ to 1 $\frac{1}{2}$ in. buttonholes, for 18803
405E	1783	Bed Plate Protector Screw
389F	1783	" " Screw (4)
10818	1780	Clamp Arm (lower, left)
10817	1780	" " (lower, right)

Parts for Machine No. 23-19

No.	Plate	Name
10820	1780	Clamp Arm (lower) Front Guide (left)
10819	1780	Clamp Arm (lower) Front Guide (right)
10157	1792	Clamp Arm (lower) Front Guide Dowel Pin
402D	1783	Clamp Arm (lower) Front Guide Screw
10159	1780	Clamp Arm (lower) Rear Guide (left)
10161	1783	" " " " " " " Rivet
10158	1780	Clamp Arm (lower) Rear Guide (right)
10160	1792	Clamp Arm (lower) Rear Guide (right) Rivet
10823	1780	Clamp Arm (upper, left) with 10165
10822	1780	" " (upper, right) with 10165
10164	1780	" " (upper) Adjusting Slide
247F	1783	" " " " " " " Screw
10165	1792	Clamp Arm (upper) Adjusting Slide Steady Pin
10170	1780	Clamp Arm (upper) Connecting Yoke
10171	1780	" " " " " " " Link with two 220D
220D	1783	Clamp Arm (upper) Connecting Yoke Link Screw
10172	1780	Clamp Arm (upper) Hinge
10173	1783	" " " " Pin
176D	1783	" " " Screw
10195	1780	" " " Spring
10174	1780	" " Spreader
10821	1791	" " " Lever
99E	1783	" " " " Hinge Screw
10176	1780	" " " Link
105D	1783	" " " " Hinge Screw
109D	1783	" " " Screw
10825	1780	" Check (left), 1 $\frac{1}{2}$ inch
10824	1780	" " (right), 1 $\frac{1}{2}$ inch
10157	1792	" " Hinge Pin
10177	1780	" Crank Shaft
10179	1780	" " " Bracket (left)
10178	1780	" " " " (right)
397E	1783	" " " " " Screw (large)
223E	1783	Clamp Crank Shaft Bracket Screw (small)
10180	1780	Clamp Crank Shaft Lever

No.	Plate	Name
10181	1783	Clamp Crank Shaft Lever Pin
10182	1780	" Guide Pin
10183	1780	" " " Lifter
103D	1783	" " " " Hinge Screw ..
10184	1780	" " " " Spring
233D	1783	" " " " " Screw ..
10157	1792	" " " " Stop Pin
10185	1780	" " " " Post
10828	1788	" Plate
10187	1783	" Thread Catch
240D	1783	" " " Screw
10830	1788	Clamp, 1½ in., complete, Nos. 99E, 103D, 105D, 109D, 233D, 240D, 10158, 10159, 10170, 10171, 10174, 10176 to 10185, 10187, 10817 to 10825, 10828, two each 176D, 223E, 247E, 397E, 402D, 10160, 10161, 10164, 10172, 10173, 10195 and five 10157
18750	1795	Cutting Block (brass), ½ inch
18751	1795	" " " ⅜ inch
10464	1782	" " " ⅝ inch
10465	1782	" " " ¾ inch
10466	1782	" " " ⅞ inch
10467	1782	" " " 1 inch
10471	1782	" " " 1½ inch
10472	1782	" " " 1¼ inch
10473	1782	" " " 1⅜ inch
10474	1782	" " " 1½ inch
10452	1790	" " Arm
10453	1782	" " " Ratchet Wheel ..
10454	1782	" " " " " " Re- taining Spring Latch
159F	1783	Cutting Block Arm Ratchet Wheel Retaining Spring Latch Screw ...
304C	1783	Cutting Block Arm Screw Center (2)
1513E	1783	" " " " " Nut (2)
10455	1791	Cutting Block Arm Spring
444F	1783	" " Set Screw
10229	1790	Driving and Stop Motion Balance Wheel with two 445C
445C	1783	Driving and Stop Motion Balance Wheel Set Screw
10230	1791	Driving and Stop Motion Connecting Rod
10232	—	Driving and Stop Motion Connecting Rod 10230 with 10231
10231	1795	Driving and Stop Motion Connecting Rod Head

No.	Plate	Name
38D	1793	Driving and Stop Motion Connecting Rod Head Hinge Screw
10233	1795	Driving and Stop Motion Connecting Rod Link
57C	1793	Driving and Stop Motion Connecting Rod Link Hinge Screw
10235	1790	Driving and Stop Motion Friction Pulley with 10236
10236	1795	Driving and Stop Motion Friction Pulley Center Bearing
10238	1790	Driving and Stop Motion Friction Pulley Washer (paper)
10239	1790	Driving and Stop Motion Lever with 10556
124F	1793	Driving and Stop Motion Lever Ad- justing Screw (2)
1518E	1783	Driving and Stop Motion Lever Ad- justing Screw Nut (2)
10240	1790	Driving and Stop Motion Lever Bracket
355D	1793	Driving and Stop Motion Lever Bracket Screw (2)
9263	1793	Driving and Stop Motion Lever Bracket Screw Washer (2)
10241	1795	Driving and Stop Motion Lever Fric- tion Pad (leather)
401E	1783	Driving and Stop Motion Lever Fric- tion Pad Screw (4)
150D	1793	Driving and Stop Motion Lever Screw
10243	1795	" " " " " " Washer
10242	1795	Driving and Stop Motion Lever Spring " " " " " "
10556	1780	Pin
159D	1783	Driving and Stop Motion Lever Spring Screw
6312	1793	Driving and Stop Motion Lever Spring Screw Washer
10245	1795	Driving and Stop Motion Ratchet Lever with 1823 and 10251
196F	1793	Driving and Stop Motion Ratchet Lever Adjusting Screw
63D	1793	Driving and Stop Motion Ratchet Lever Hinge Screw
10247	1795	Driving and Stop Motion Ratchet Lever Pawl with 10248
100D	1793	Driving and Stop Motion Ratchet Lever Pawl Hinge Screw

No.	Plate	Name
10248	1783	Driving and Stop Motion Ratchet Lever Pawl Pin
10249	1795	Driving and Stop Motion Ratchet Lever Pawl Spring
236F	1783	Driving and Stop Motion Ratchet Lever Pawl Spring Screw
1823	1793	Driving and Stop Motion Ratchet Lever Roller and Stud
5569	1789	Driving and Stop Motion Ratchet Lever Spring
10251	1793	Driving and Stop Motion Ratchet Lever Spring Hook
10582	1791	Driving and Stop Motion Starting Lever
52c	1783	Driving and Stop Motion Starting Lever Hinge Screw
18817	1795	Driving and Stop Motion Tripping Lever with two 10257
10255	1795	Driving and Stop Motion Tripping Lever Catch
106D	1793	Driving and Stop Motion Tripping Lever Catch Hinge Screw
10223	1793	Driving and Stop Motion Tripping Lever Catch Spring
233D	1783	Driving and Stop Motion Tripping Lever Catch Spring Screw
10032	1789	Driving and Stop Motion Tripping Lever Handle
18818	1795	Driving and Stop Motion Tripping Lever Handle Bar
10556	1780	Driving and Stop Motion Tripping Lever Handle Bar Rivet
18819	1795	Driving and Stop Motion Tripping Lever complete, Nos. 10032, 18817, 18818 and four 10556
77D	1783	Driving and Stop Motion Tripping Lever Hinge Screw
10256	1795	Driving and Stop Motion Tripping Lever Spring
10257	1793	Driving and Stop Motion Tripping Lever Spring Pin
18576	1789	Eye Stop, for 10632
10893	1789	" " " 10547 and 10549
1071c	1793	" " Adjusting Screw
1518E	1783	" " " " Nut
10026	1788	Face Plate
176D	1783	" " Screw
10152	1792	" " Thread Guide
10028	1790	Feed Driving Bell Crank Lever with 1805

No.	Plate	Name
2D	1789	Feed Driving Bell Crank Lever Hinge Screw
1805	1792	Feed Driving Bell Crank Lever Roller and Stud
10261	1794	Feed Hand Ratchet Lever
10262	1794	" " " " Handle ...
52c	1783	" " " " Hinge Screw
18790	1784	Feed Hand Ratchet Pawl with 18791
10034	1792	" " " " Hinge Stud
5569	1789	" " " " Spring ...
18791	1793	" " " " " Hook, for 18790
10061	1780	Feed Hand Ratchet Pawl Spring Pin, for Bed
10263	—	Feed Hand Ratchet complete, Nos. 10034, 10261, 10262 and 18790
10370	1790	Feed and Looper Cam with two 445c
445c	1783	" " " " Set Screw ...
10041	1789	" Regulator (long)
10558	1789	" " (reverse)
10559	1789	" " (short)
176D	1783	" " Screw (2)
10947	1795	" Releasing Lever with 10948 and two 18587
176D	1783	Feed Releasing Lever Adjusting Screw (2)
10948	1795	Feed Releasing Lever Packing
18587	1793	" " " " Rivet
10950	1795	" Shipper Lever with 1814 and 1900
71D	1783	Feed Shipper Lever Hinge Screw ..
1900	1793	" " " Releasing Roller and Stud
1814	1792	Feed Shipper Lever Roller and Stud
10479	—	" Wheel with 10081, 10504, 10505, two each 401E and 756E, for $\frac{1}{2}$ in. buttonhole
10481	—	Feed Wheel with 10082, 10506, 10507, two each 401E and 756E, for $\frac{3}{8}$ in. buttonhole
10483	—	Feed Wheel with 10083, 10508, 10509, two each 401E and 756E, for $\frac{3}{8}$ in. buttonhole
10485	—	Feed Wheel with 756E, 10084, 10510, 10511 and three 401E, for $\frac{1}{4}$ in. buttonhole
10487	—	Feed Wheel with 756E, 10085, 10512, 10513 and three 401E, for $\frac{1}{4}$ in. buttonhole

No.	Plate	Name
10489	—	Feed Wheel with 10086, 10514, 10515 and four 401E, for $\frac{3}{8}$ in. buttonhole
10491	—	Feed Wheel with 756E, 10087, 10516, 10517 and three 401E, for 1 in. buttonhole
18506	—	Feed Wheel with 10520, 18507, 18508, two each 401E and 756E, for $1\frac{1}{8}$ in. buttonhole
10495	—	Feed Wheel with 401E, 10518, 10519, 10521 and three 756E, for $1\frac{1}{2}$ in. buttonhole
10957	1790	Feed Wheel with 401E, 10962, 10963, 10967 and three 756E, for $1\frac{1}{2}$ in. buttonhole
18569	—	Feed Wheel with 10523, 18570, 18571, two each 401E and 756E, for $1\frac{3}{8}$ in. buttonhole
10958	—	Feed Wheel with 10524, 10964, 10965 and four 401E, for $1\frac{1}{2}$ in. buttonhole
10059	—	Feed Wheel Brake Dog with 10060..
5569	1789	" " " " Spring
10035	1792	" " " " Hook
10060	1792	" " " " Stud
10504	1794	" " Cam Groove Protector, $\frac{1}{2}$ in. (inside), for 10479
10505	1794	Feed Wheel Cam Groove Protector, $\frac{1}{2}$ in. (outside), for 10479
10506	—	Feed Wheel Cam Groove Protector, $\frac{1}{8}$ in. (inside), for 10481
10507	—	Feed Wheel Cam Groove Protector, $\frac{3}{8}$ in. (outside), for 10481
10508	—	Feed Wheel Cam Groove Protector, $\frac{5}{8}$ in. (inside), for 10483
10509	—	Feed Wheel Cam Groove Protector, $\frac{5}{8}$ in. (outside), for 10483
10510	—	Feed Wheel Cam Groove Protector, $\frac{1}{2}$ in. (inside), for 10485
10511	—	Feed Wheel Cam Groove Protector, $\frac{1}{2}$ in. (outside), for 10485
10512	—	Feed Wheel Cam Groove Protector, $\frac{3}{4}$ in. (inside), for 10487
10513	—	Feed Wheel Cam Groove Protector, $\frac{3}{4}$ in. (outside), for 10487
10514	—	Feed Wheel Cam Groove Protector, $\frac{7}{8}$ in. (inside), for 10489
10515	—	Feed Wheel Cam Groove Protector, $\frac{7}{8}$ in. (outside), for 10489
10516	—	Feed Wheel Cam Groove Protector, 1 in. (inside), for 10491

No.	Plate	Name
10517	—	Feed Wheel Cam Groove Protector, 1 in. (outside), for 10491
18507	—	Feed Wheel Cam Groove Protector, $1\frac{1}{8}$ in. (inside), for 18506
18508	—	Feed Wheel Cam Groove Protector, $1\frac{1}{8}$ in. (outside), for 18506
10518	—	Feed Wheel Cam Groove Protector, $1\frac{1}{2}$ in. (inside), for 10495
10519	—	Feed Wheel Cam Groove Protector, $1\frac{1}{2}$ in. (outside), for 10495
10962	—	Feed Wheel Cam Groove Protector, $1\frac{1}{2}$ in. (inside), for 10957
10963	—	Feed Wheel Cam Groove Protector, $1\frac{1}{2}$ in. (outside), for 10957
18570	—	Feed Wheel Cam Groove Protector, $1\frac{3}{8}$ in. (inside), for 18569
18571	—	Feed Wheel Cam Groove Protector, $1\frac{3}{8}$ in. (outside), for 18569
10964	—	Feed Wheel Cam Groove Protector, $1\frac{1}{2}$ in. (inside), for 10958
10965	—	Feed Wheel Cam Groove Protector, $1\frac{1}{2}$ in. (outside), for 10958
401E	1783	Feed Wheel Cam Groove Protector Screw (long)
756E	1783	Feed Wheel Cam Groove Protector Screw (short)
18563	1788	Feed Wheel Driving Lever with 129E
129E	1793	" " " " Adjusting Screw
10063	1789	Feed Wheel Driving Lever Block
357E	1783	" " " " " Adjusting Screw
1520E	1792	Feed Wheel Driving Lever Block Adjusting Screw Nut
8734	1789	Feed Wheel Driving Lever Spring
10061	1780	" " " " " Pin
429C	1783	" " " " " Supporting Screw
1513E	1783	Feed Wheel Driving Lever Supporting Screw Nut
10029	1789	Feed Wheel Friction Block
10030	1789	" " " " Spring
430C	1783	" " " " " Adjusting Screw
1520E	1792	Feed Wheel Friction Block Spring Adjusting Screw Nut
10081	—	Feed Wheel Latch, $\frac{1}{2}$ in., for 10479
10082	1789	" " " " $\frac{1}{8}$ in., for 10481
10083	—	" " " " $\frac{5}{8}$ in., for 10483
10084	—	" " " " $\frac{1}{2}$ in., for 10485

No.	Plate	Name
10085	—	Feed Wheel Latch, $\frac{3}{4}$ in., for 10487 ..
10086	—	" " " $\frac{7}{8}$ in., for 10489 ..
10087	—	" " " 1 in., for 10491 ..
10520	—	" " " $1\frac{1}{16}$ in., for 18506 ..
10521	—	" " " $1\frac{1}{8}$ in., for 10495 ..
10967	—	" " " $1\frac{1}{4}$ in., for 10957 ..
10523	—	" " " $1\frac{3}{8}$ in., for 18569 ..
10524	—	" " " $1\frac{1}{2}$ in., for 10958 ..
10526	—	Knife, $\frac{1}{2}$ in. (large size eye)
10527	1782	" $\frac{5}{8}$ in. (large size eye)
10528	1782	" $\frac{5}{8}$ in. (large size eye)
10529	—	" $\frac{1}{2}$ in. (large size eye)
10530	1782	" $\frac{3}{4}$ in. (large size eye)
10531	—	" $\frac{7}{8}$ in. (large size eye)
10532	1782	" 1 in. (large size eye)
10533	—	" $1\frac{1}{8}$ in. (large size eye)
10534	1782	" $1\frac{1}{4}$ in. (large size eye)
10535	1782	" $1\frac{1}{2}$ in. (large size eye)
10632	1784	" Holder with 209F and two 10556, for 10526, 10527, 10536 and 10537
10547	1784	Knife Holder with 209F and two 10556, for 10528 to 10530 and 10538 to 10540
10549	1791	Knife Holder with 209F and two 10556, for 10531, 10532, 10541 and 10542
10551	1791	Knife Holder with 209F and two 10556, for 10533 to 10535 and 10543 to 10545
10552	1782	Knife Holder Adjusting Collar with 453c
453c	1783	Knife Holder Adjusting Collar Set Screw
10553	1782	Knife Holder Connecting Link
72b	1783	" " " " Hinge Screw
10554	1792	Knife Holder Connecting Link Pin..
10555	1791	" " Hinge Pin
450c	1783	" " " " Set Screw ..
10560	1790	" " Lifting Rock Shaft
10561	1791	" " " " " Con- necting Link
10562	1792	Knife Holder Lifting Rock Shaft Con- necting Link Pin (2)
293c	1789	Knife Holder Lifting Rock Shaft Screw Center (2)
1501E	1789	Knife Holder Lifting Rock Shaft Screw Center Nut (2)
10556	1780	Knife Position Pin
209F	1783	" Set Screw

No.	Plate	Name
10371	1793	Looper (long)
10372	1793	" (short)
10373	1795	" Carrier
10122	1791	" " Bracket
7958	1792	" " " Dowel Pin
130D	1783	" " " Screw
10123	1789	" " Crank
7958	1792	" " " Pin
209F	1783	" " " Set Screw
10374	1793	" " Needle Guard
233D	1783	" " " " Screw ..
2077	1793	" " Pin
10127	1788	" " Pitman
378c	1783	" " " Hinge Screw
1520E	1792	" " " " " Nut..
10130	1789	" " Shaft
10129	1790	" Driving Bell Crank with 1807
2D	1789	" " " " Hinge Screw
1807	1792	" " " " Roller and Stud
224F	1783	Looper Screw (2)
10088	1788	Needle Bar
10089	1788	Needle Bar complète, Nos. 10088, 10096, 10108 and 10110
10091	1789	Needle Bar Connecting Link with two 390c
390c	1783	Needle Bar Connecting Link Adjust- ing Screw
29c	1783	Needle Bar Connecting Link Hinge Screw
7548	—	Needle Bar Connecting Stud
7448	1789	" " " " 7548 with 155c
155c	1783	Needle Bar Connecting Stud Set Screw
10557	1788	Needle Bar Frame
10099	1788	" " " Bell Crank with 1813
1813	1792	Needle Bar Frame Bell Crank Roller and Stud
307c	1783	Needle Bar Frame Bell Crank Screw Center (2)
1513E	1788	Needle Bar Frame Bell Crank Screw Center Nut (2)
10101	1789	Needle Bar Frame Cam with two 445c
445c	1783	" " " " Set Screw ..
10103	1788	" " " Connecting Rod with 390c
390c	1783	Needle Bar Frame Connecting Rod Adjusting Screw

No.	Plate	Name
10104	1792	Needle Bar Frame Connecting Rod Ball
147c	1783	Needle Bar Frame Connecting Rod Ball Screw
37E	1783	Needle Bar Frame Regulating Screw Stud
1514c	1783	Needle Bar Frame Regulating Screw Stud Nut
307c	1783	Needle Bar Frame Screw Center (lower)
306c	1783	Needle Bar Frame Screw Center (upper)
1513E	1783	Needle Bar Frame Screw Center Nut (2)
18876	—	Needle Bar Packing Cord (2)
290E	1783	" " Screw Bushing (2) ...
10093	1789	" " Thread Take-up with 10114
10094	1792	Needle Bar Thread Take-up Roller ..
10095	1792	" " " " " " Cap ..
233D	1783	" " " " " " Screw
10114	1792	Needle Bar Thread Take-up Roller Pin
209F	1783	Needle Bar Thread Take-up Set Screw
10096	1789	Needle Bar Thread Take-up complete, Nos. 209F, 233D and 10093 to 10095
10105	1792	Needle Clamp
10106	1792	" " Disc
10107	1792	" " " Spring
93H	1783	" " " " Screw
10108	1792	" " Gib
209F	1783	" " Set Screw
10109	1792	" " Thread Guide
665D	1793	" " " " Screw ..
10110	1792	Needle Clamp complete, Nos. 93H, 209F, 665D, 10105, 10107, 10109 and two 10106
10378	1793	Spreader (left) with 110c
10376	1793	" (right) with 110c
10382	1793	" Cam (left)
10381	1793	" " (right)
10383	1793	" " Adjusting Slide (2)
185H	1793	" " " " Screw (2)
228D	1793	" " Screw (2)
110c	1793	" Hinge Screw
10223	1793	" Spring (2)
229D	1793	" " Screw (2)

No.	Plate	Name
2102	1789	Tension (under thread) Disc (2) ...
1560c	1792	" " " Regulating Thumb Nut
50021D	—	Tension (under thread) Screw Stud
10145	1792	" " " Thread Guide
10148	1792	" " " Spring
10144	1788	" (upper thread) and Spool Bracket
10146	—	Tension (upper thread) and Spool Bracket complete, Nos. 415D, 488D, 1560c, 2103, 8039, 10111, 10112, 10144, 10145 and two 2102
159D	1793	Tension (upper thread) and Spool Bracket Screw (2)
2102	1789	Tension (upper thread) Disc
1560c	1792	" " " Regulating Thumb Nut
2103	1792	Tension (upper thread) Spring
415D	1783	" " " Stud
10145	1792	" " " Thread Guide
10150	1789	Thread (under) Cord Guide
333D	1783	" " " " Screw ..
10147	1788	" " Spool Bracket
159D	1783	" " " " Screw (2)
488D	1780	" " " Spindle, 3½ in. long
487D	1780	Thread (under) Spool Spindle, 4 in. long
10111	1792	Thread (under) Spool Spindle Inside Cone
10112	1792	Thread (under) Spool Spindle Inside Cone Spring
8064	—	Thread (under) Spool Spindle Outside Cone
8039	1789	Thread (under) Spool Spindle Outside Cone 8064 with 759F (2)
759F	1783	Thread (under) Spool Spindle Outside Cone Thumb Screw
10149	1789	Thread (under) Take-up Spring
10145	1792	" " Thread Guide
10137	1789	" (upper) Nipper Arm
77D	1783	" " " " Hinge Screw
1821	1792	Thread (upper) Nipper Arm Roller and Stud
10139	1791	Thread (upper) Nipper Cam with 435c
3012	1792	" " " " Pin
435c	1783	" " " " Set Screw
8800	1792	" " " Disc (2)

No.	Plate	Name
1645E	1783	Thread (upper) Nipper Disc Regulating Thumb Nut
1547D	1783	Thread (upper) Nipper Disc Regulating Thumb Nut Lock Nut
1153C	1783	Thread (upper) Nipper Disc Screw Stud
1547D	1783	Thread (upper) Nipper Disc Screw Stud Nut
10140	1789	Thread (upper) Nipper Lever
49F	1783	" " " " Screw
10141	1792	" " " " Spring
10142	1789	" " " Link
488D	1780	" " Spool Spindle, 3½ in. long
10111	1792	Thread (upper) Spool Spindle Inside Cone
10112	1792	Thread (upper) Spool Spindle Inside Cone Spring
8064	—	Thread (upper) Spool Spindle Outside Cone
8039	1789	Thread (upper) Spool Spindle Outside Cone 8064 with 759F
759F	1783	Thread (upper) Spool Spindle Outside Cone Thumb Screw
10151	1789	Thread (upper) Take-up Spring
236F	1783	" " " " Screw

ACCESSORIES

No.	Plate	Name
10469	1782	Cutting Block (brass), ¾ inch
10470	1782	" " " 1 inch
10472	1782	" " " 1½ inch
10242	1795	Driving and Stop Motion Lever Spring
5569	1789	Feed Wheel Brake Dog Spring
10535	1782	Knife, 1½ in. (large size eye)
36569	—	Oiler with 36571
36570	—	" 36569 filled with oil
36571	—	" Spout, 1½ in. long, with 36807
36807	—	" " Washer (leather)
26026	1784	Screw Driver, Nos. 120088 and 120090
*120088	—	" " Blade
*120090	—	" " Handle
10223	1793	Spreader Spring (2)
10563	1790	Table Bracket Machine Holder (left) with four wood screws 1½ in., No. 14, R.H.B.
10216	1790	Table Bracket Machine Holder (right) with 10116 and three wood screws 1½ in., No. 14, R.H.B.
10116	1789	Table Bracket Machine Holder Pin..
35143	1784	Tweezers, 4 in. long
10875	1788	Wrench, for 1518 and 1520
10876	1788	" " 357 and 1513
10877	1788	" " 10453
23 x 1	—	Needles, six, size 2

TABLE BELT GUIDE

10857	1788	Table Belt Guide Bracket with 448C
10858	1788	" " " " Shaft
448C	1783	" " " " " Collar Set Screw
10859	1788	Table Belt Guide Bracket Shaft Pulley
10856	1788	Table Belt Guide Bracket complete, Nos. 10857 to 10859 and three wood screws 1½ in., No. 12, R.H.B.

CLAMPS

Same as 10830 with the following exceptions:

No.	Plate	Name
10827	1794	Clamp Check (left), 1½ in., in place of 10825
10826	1794	Clamp Check (right), 1½ in., in place of 10824
10829	—	Clamp, 1½ in., complete, Nos. 99E, 103D, 105D, 109D, 233D, 240D, 10158, 10159, 10170, 10171, 10174, 10176 to 10185, 10187, 10817 to 10823, 10826 to 10828, two each 176D, 223E, 247F, 397E, 402D, 10160, 10161, 10164, 10172, 10173, 10195 and five 10157

FOR EYELESS BUTTONHOLES

18578	1784	Clamp Plate, in place of 10828
10944	—	Clamp, 1½ in., complete, Nos. 99E, 103D, 105D, 109D, 233D, 240D, 10158, 10159, 10170, 10171, 10174, 10176 to 10185, 10187, 10817 to 10823, 10826, 10827, 18578, two each 176D, 223E, 247F, 397E, 402D, 10160, 10161, 10164, 10172, 10173, 10195 and five 10157
10954	—	Clamp, 1½ in., complete, Nos. 99E, 103D, 105D, 109D, 233D, 240D, 10158, 10159, 10170, 10171, 10174, 10176 to 10185, 10187, 10817 to 10825, 18578, two each 176D, 223E, 247F, 397E, 402D, 10160, 10161, 10164, 10172, 10173, 10195 and five 10157

FOR MILITARY WORK

10833	1794	Clamp Arm (upper, left) with 10248, in place of 10823
10832	1794	Clamp Arm (upper, right) with 10248, in place of 10822
10834	1794	Clamp Arm (upper) Adjusting Slide, in place of 10164
10248	1783	Clamp Arm (upper) Adjusting Slide Steady Pin, in place of 10165 ...
10836	1793	Clamp Arm (upper) Dowel Pin

No.	Plate	Name
10835	1794	Clamp Arm (upper) Hinge, in place of 10172
192D	1793	Clamp Arm (upper) Screw, in place of 176D
10843	1794	Clamp Arm Spreader Lever, in place of 10821
10838	1794	Clamp Crank Shaft Bracket (left), in place of 10179
10837	1794	Clamp Crank Shaft Bracket (right), in place of 10178
10839	1794	Clamp Crank Shaft Lever, in place of 10180
10841	1794	Clamp Guide Pin Lifter, in place of 10183
10842	1794	Clamp Guide Pin Lifter Stop, in place of 10157
224D	1783	Clamp Guide Pin Lifter Stop Screw
10845	1794	" " " Post, in place of 10185
10844	—	Clamp, 1½ in., complete, Nos. 99E, 103D, 105D, 109D, 224D, 233D, 240D, 10158, 10159, 10170, 10171, 10174, 10176, 10177, 10181, 10182, 10184, 10187, 10817 to 10820, 10826 to 10828, 10832, 10833, 10837 to 10839, 10841 to 10843, 10845, two each 192D, 223E, 247F, 397E, 402D, 10160, 10161, 10173, 10195, 10834, 10835, four each 10157 and 10836
10956	—	Clamp, 1½ in., complete, Nos. 99E, 103D, 105D, 109D, 224D, 233D, 240D, 10158, 10159, 10170, 10171, 10174, 10176, 10177, 10181, 10182, 10184, 10187, 10817 to 10820, 10824, 10825, 10828, 10832, 10833, 10837 to 10839, 10841 to 10843, 10845, two each 192D, 223E, 247F, 397E, 402D, 10160, 10161, 10173, 10195, 10834, 10835, four each 10157 and 10836

KNIVES

No.	Plate	Name
10536	—	Knife, $\frac{1}{2}$ in. (small size eye)
10537	—	“ $\frac{3}{16}$ in. (small size eye)
10538	—	“ $\frac{1}{8}$ in. (small size eye)
10539	—	“ $\frac{1}{4}$ in. (small size eye)
10540	—	“ $\frac{3}{8}$ in. (small size eye)
10541	—	“ $\frac{1}{2}$ in. (small size eye)
10542	—	“ 1 in. (small size eye)
10543	—	“ $1\frac{1}{8}$ in. (small size eye)
10544	—	“ $1\frac{1}{4}$ in. (small size eye)
10545	—	“ $1\frac{1}{2}$ in. (small size eye)

MISCELLANEOUS PARTS

18548	1782	Cutting Block (brass), $\frac{1}{2}$ inch
10502	1782	“ “ “ $\frac{3}{8}$ inch
10215	1794	Feed Wheel Driving Lever Block (Hamburgh style)

OBSOLETE PARTS

No.	Plate	Name
10004	1789	Arm Shaft (horizontal) Gear with 453c
10007	1791	Arm Shaft (upright) Gear with 453c
10636	1790	Bed Plate with 10475 and two 621E
18628	1790	“ “ “ two 18619 and four 405E, for $1\frac{1}{8}$ to $1\frac{1}{2}$ in. buttonholes
10638	—	Bed Plate complete, Nos. 10024, 10306, 10636, 10637 and three 405E
18630	—	Bed Plate complete, for $1\frac{1}{8}$ to $1\frac{1}{2}$ in. buttonholes, Nos. 10024, 10306, 10637, 18628 and three 405E
18545	1793	Bed Plate Spring Guide
10462	1792	“ “ Stud
18557	1794	Clamp Check Presser Spring
10463	1782	Cutting Block (brass), $\frac{1}{8}$ inch
10314	1795	Driving and Stop Motion Tripping Lever with 10251 and 10257
10092	1794	Driving and Stop Motion Tripping Lever complete, Nos. 10032, 10113, 10314 and two 10556
10113	1795	Driving and Stop Motion Tripping Lever Handle Bar
10475	1794	Eye Stop Substitute
10033	1789	Feed Hand Ratchet Pawl with 10035
10062	—	“ Wheel Driving Lever
10564	—	Thread (upper) Cord Guide with three 10574
18546	1789	Thread (upper) Cord Guide with three 10574
10574	1792	Thread (upper) Cord Guide Eyelet..

NUMERICAL LIST OF PARTS

FOR

MACHINE No. 23-19

NUMERICAL LIST OF PARTS

No.	Plate	Name
2b	1789	Feed Driving Bell Crank Lever Hinge Screw
2b	1789	Looper Driving Bell Crank Hinge Screw
29c	1783	Needle Bar Connecting Link Hinge Screw
37E	1783	Needle Bar Frame Regulating Screw Stud
38d	1793	Driving and Stop Motion Connecting Rod Head Hinge Screw
49E	1783	Thread (upper) Nipper Lever Screw
52c	1783	Driving and Stop Motion Starting Lever Hinge Screw
52c	1783	Feed Hand Ratchet Lever Hinge Screw
57c	1793	Driving and Stop Motion Connecting Rod Link Hinge Screw
63d	1793	Driving and Stop Motion Ratchet Lever Hinge Screw
71d	1783	Feed Shipper Lever Hinge Screw ..
72d	1783	Knife Holder Connecting Link Hinge Screw
77d	1783	Driving and Stop Motion Tripping Lever Hinge Screw
77d	1783	Thread (upper) Nipper Arm Hinge Screw
91F	1793	Barring Lever Clutch Lever Yielding Connection Guide Screw
93H	1783	Needle Clamp Disc Spring Screw, for 10110
99E	1783	Clamp Arm Spreader Lever Hinge Screw, for 10829, 10830, 10844, 10944, 10954 and 10956
100d	1793	Barring Lever Clutch Lever Hinge Screw
100d	1793	Driving and Stop Motion Ratchet Lever Pawl Hinge Screw
103d	1783	Clamp Guide Pin Lifter Hinge Screw, for 10829, 10830, 10844, 10944, 10954 and 10956
105d	1783	Clamp Arm Spreader Link Hinge Screw, for 10829, 10830, 10844, 10944, 10954 and 10956
106d	1793	Barring Lever Clutch Lever Yielding Connection Hinge Screw

No.	Plate	Name
106D	1793	Driving and Stop Motion Tripping Lever Catch Hinge Screw
109D	1783	Clamp Arm Spreader Screw, for 10829, 10830, 10844, 10944, 10954 and 10956
110C	1793	Spreader Hinge Screw, for 10376 and 10378
118E	1783	Arm Screw
124F	1793	Driving and Stop Motion Lever Adjusting Screw
129E	1793	Feed Wheel Driving Lever Adjusting Screw, for 18563
130D	1783	Looper Carrier Bracket Screw
144D	1793	Arm Shaft (horizontal) Screw
147C	1783	Needle Bar Frame Connecting Rod Ball Screw
150D	1793	Driving and Stop Motion Lever Screw
155C	1783	Needle Bar Connecting Stud Set Screw, for 7448
159F	1783	Cutting Block Arm Ratchet Wheel Retaining Spring Latch Screw ..
159D	1783	Driving and Stop Motion Lever Spring Screw
159D	1783	Tension (upper thread) and Spool Bracket Screw
159D	1783	Thread (under) Spool Bracket Screw
176D	1783	Barring Lever Cap Screw
176D	1783	Clamp Arm (upper) Screw, for 10829, 10830, 10944 and 10954
176D	1783	Face Plate Screw
176D	1783	Feed Regulator Screw
176D	1783	" Releasing Lever Adjusting Screw
185H	1793	Spreader Cam Adjusting Slide Screw
192D	1793	Clamp Arm (upper) Screw, for 10844 and 10956
196F	1793	Driving and Stop Motion Ratchet Lever Adjusting Screw
209F	1783	Knife Set Screw, for 10547, 10549, 10551 and 10632
209F	1783	Looper Carrier Crank Set Screw ...
209F	1783	Needle Bar Thread Take-up Set Screw, for 10096
209F	1783	Needle Clamp Set Screw, for 10110
214D	1793	Bed Plate Button Slide Connection Stop Screw
217F	1793	Barring Lever Clutch Adjusting Screw
220D	1783	Clamp Arm (upper) Connecting Yoke Link Screw, for 10171

No.	Plate	Name
223E	1783	Clamp Crank Shaft Bracket Screw (small), for 10829, 10830, 10844, 10944, 10954 and 10956
224D	1783	Clamp Guide Pin Lifter Stop Screw, for 10844 and 10956
224F	1783	Looper Screw
228D	1793	Spreader Cam Screw
229D	1793	" Spring Screw
231C	1783	Bed Plate Clamp Stop Screw, for 18804
233D	1783	Barring Lever Clutch Lever Yielding Connection Spring Screw
233D	1783	Clamp Guide Pin Lifter Spring Screw, for 10829, 10830, 10844, 10944, 10954 and 10956
233D	1783	Driving and Stop Motion Tripping Lever Catch Spring Screw
233D	1783	Looper Carrier Needle Guard Screw
233D	1783	Needle Bar Thread Take-up Roller Cap Screw, for 10096
236F	1783	Driving and Stop Motion Ratchet Lever Pawl Spring Screw
236F	1783	Thread (upper) Take-up Spring Screw
240D	1783	Clamp Thread Catch Screw, for 10829, 10830, 10844, 10944, 10954 and 10956
247F	1783	Clamp Arm (upper) Adjusting Slide Screw, for 10829, 10830, 10844, 10944, 10954 and 10956
290E	1783	Needle Bar Screw Bushing
293C	1789	Knife Holder Lifting Rock Shaft Screw Center
304C	1783	Cutting Block Arm Screw Center ..
306C	1783	Needle Bar Frame Screw Center (upper)
307C	1783	Needle Bar Frame Bell Crank Screw Center
307C	1783	Needle Bar Frame Screw Center (lower)
333D	1783	Thread (under) Cord Guide Screw..
355D	1793	Driving and Stop Motion Lever Bracket Screw
357F	1783	Feed Wheel Driving Lever Block Adjusting Screw
378C	1783	Looper Carrier Pitman Hinge Screw
389F	1783	Bed Plate Screw
390C	1783	Needle Bar Connecting Link Adjusting Screw, for 10091
390C	1783	Needle Bar Frame Connecting Rod Adjusting Screw, for 10103

No.	Plate	Name
397E	1783	Clamp Crank Shaft Bracket Screw (large), for 10829, 10830, 10844, 10944, 10954 and 10956
399F	1783	Bed Plate Clamp Guide Slide Guide Screw, for 10024
401E	1783	Driving and Stop Motion Lever Friction Pad Screw
401E	1783	Feed Wheel Cam Groove Protector Screw (long), for 10479, 10481, 10483, 10485, 10487, 10489, 10491, 10495, 10957, 10958, 18506 and 18569
402D	1783	Clamp Arm (lower) Front Guide Screw, for 10829, 10830, 10844, 10944, 10954 and 10956
405E	1783	Bed Plate Button Screw, for 10638, 18630 and 18757
405E	1783	Bed Plate Protector Screw, for 18628 and 18803
415D	1783	Tension (upper thread) Stud, for 10146
429C	1783	Feed Wheel Driving Lever Supporting Screw
430C	1783	Feed Wheel Friction Block Spring Adjusting Screw
435C	1783	Thread (upper) Nipper Cam Set Screw, for 10139
444F	1783	Cutting Block Set Screw
445C	1783	Driving and Stop Motion Balance Wheel Set Screw, for 10229
445C	1783	Feed and Looper Cam Set Screw, for 10370
445C	1783	Needle Bar Frame Cam Set Screw, for 10101
448C	1783	Table Belt Guide Bracket Shaft Collar Set Screw, for 10857
450C	1783	Knife Holder Hinge Pin Set Screw..
453C	1783	Arm Shaft (horizontal) Gear Set Screw, for 10004 and 18820
453C	1783	Arm Shaft (upright) Gear Set Screw, for 10007 and 18821
453C	1783	Knife Holder Adjusting Collar Set Screw, for 10552
487D	1780	Thread (under) Spool Spindle, 4 in. long
488D	1780	Thread (under) Spool Spindle, 3½ in. long, for 10146
488D	1780	Thread (upper) Spool Spindle, 3½ in. long
665D	1793	Needle Clamp Thread Guide Screw, for 10110

No.	Plate	Name
756E	1783	Feed Wheel Cam Groove Protector Screw (short), for 10479, 10481, 10483, 10485, 10487, 10491, 10495, 10957, 18506 and 18569
759F	1783	Thread (under) Spool Spindle Outside Cone Thumb Screw, for 8039
759F	1783	Thread (upper) Spool Spindle Outside Cone Thumb Screw, for 8039
771D	1783	Arm Side Plate Thumb Screw, for 10890
1071C	1793	Eye Stop Adjusting Screw
1153C	1783	Thread (upper) Nipper Disc Screw Stud
1501E	1789	Knife Holder Lifting Rock Shaft Screw Center Nut
1513E	1783	Cutting Block Arm Screw Center Nut
1513E	1783	Feed Wheel Driving Lever Supporting Screw Nut
1513E	1783	Needle Bar Frame Bell Crank Screw Center Nut
1513E	1783	Needle Bar Frame Screw Center Nut
1514C	1783	Needle Bar Frame Regulating Screw Stud Nut
1518E	1783	Driving and Stop Motion Lever Adjusting Screw Nut
1518E	1783	Eye Stop Adjusting Screw Nut
1520E	1792	Feed Wheel Driving Lever Block Adjusting Screw Nut
1520E	1792	Feed Wheel Friction Block Spring Adjusting Screw Nut
1520E	1792	Looper Carrier Pitman Hinge Screw Nut
1547D	1783	Thread (upper) Nipper Disc Regulating Thumb Nut Lock Nut
1547D	1783	Thread (upper) Nipper Disc Screw Stud Nut
1560C	1792	Tension (under thread) Regulating Thumb Nut
1560C	1792	Tension (upper thread) Regulating Thumb Nut, for 10146
1645E	1783	Thread (upper) Nipper Disc Regulating Thumb Nut
1805	1792	Feed Driving Bell Crank Lever Roller and Stud, for 10028
1807	1792	Looper Driving Bell Crank Roller and Stud, for 10129
1813	1792	Needle Bar Frame Bell Crank Roller and Stud, for 10099

No.	Plate	Name
1814	1792	Feed Shipper Lever Roller and Stud, for 10950
1821	1792	Thread (upper) Nipper Arm Roller and Stud
1823	1793	Driving and Stop Motion Ratchet Lever Roller and Stud, for 10245
1827	1792	Bed Plate Clamp Guide Slide Roller and Stud, for 10020
1900	1793	Feed Shipper Lever Releasing Roller and Stud, for 10950
2077	1793	Looper Carrier Pin
2102	1789	Tension (under thread) Disc
2102	1789	" (upper thread) Disc, for 10146
2103	1792	" " " Spring, for 10146
2117	1792	Arm Shaft (horizontal) Gear Pin ..
2117	1792	" " (upright) Gear Pin
3012	1792	Thread (upper) Nipper Cam Pin ..
5569	1789	Driving and Stop Motion Ratchet Lever Spring
5569	1789	Feed Hand Ratchet Pawl Spring ...
5569	1789	" Wheel Brake Dog Spring
6312	1793	Driving and Stop Motion Lever Spring Screw Washer
7448	1789	Needle Bar Connecting Stud 7548 with 155c
7548	—	Needle Bar Connecting Stud, for 7448
7958	1792	Looper Carrier Bracket Dowel Pin..
7958	1792	" " Crank Pin
8039	1789	Thread (under) Spool Spindle Outside Cone 8064 with 759F, for 10146
8039	1789	Thread (upper) Spool Spindle Outside Cone 8064 with 759F
8064	—	Thread (under) Spool Spindle Outside Cone, for 8039
8064	—	Thread (upper) Spool Spindle Outside Cone, for 8039
8582	1792	Arm Dowel Pin
8734	1789	Feed Wheel Driving Lever Spring..
8800	1792	Thread (upper) Nipper Disc
9263	1793	Driving and Stop Motion Lever Bracket Screw Washer
10002	1790	Arm Shaft (horizontal)
10004	1789	" " " Gear with 453c (obsolete)
10005	1790	Arm Shaft (upright)
10007	1791	" " " Gear with 453c (obsolete)
*10008	—	Arm Side Plate, for 10890

Nos. 10020 to 10023, for 10024.

No.	Plate	Name
10020	1789	Bed Plate Clamp Guide Slide with 1827
10021	1789	Bed Plate Clamp Guide Slide Guide..
10022	1792	" " " " " Spring Stop Stud
10023	1789	Bed Plate Clamp Guide Slide Spring
10024	1789	Bed Plate Clamp Guide complete, Nos. 10020, 10022, 10023, two 10021 and four 399F, for 10638, 18630 and 18757
10026	1788	Face Plate
10028	1790	Feed Driving Bell Crank Lever with 1805
10029	1789	Feed Wheel Friction Block
10030	1789	" " " " Spring ..
10032	1789	Driving and Stop Motion Tripping Lever Handle, for 10092 and 18819
10033	1789	Feed Hand Ratchet Pawl with 10035 (obsolete), for 10263
10034	1792	Feed Hand Ratchet Pawl Hinge Stud, for 10263
10035	1792	Feed Hand Ratchet Pawl Spring Hook, for 10033
10035	1792	Feed Wheel Brake Dog Spring Hook
10041	1789	" Regulator (long)
10059	—	" Wheel Brake Dog with 10060 ..
10060	1792	" " " " Stud, for 10059
10061	1780	" Hand Ratchet Pawl Spring Pin, for Bed
10061	1780	Feed Wheel Driving Lever Spring Pin
10062	—	" " " " (obsolete)
10063	1789	" " " " Block ...
10081	—	" " Latch, $\frac{1}{2}$ in., for 10479 ..
10082	1789	" " " $\frac{1}{8}$ in., for 10481 ..
10083	—	" " " $\frac{5}{8}$ in., for 10483 ..
10084	—	" " " $\frac{1}{4}$ in., for 10485 ..
10085	—	" " " $\frac{3}{4}$ in., for 10487 ..
10086	—	" " " $\frac{7}{8}$ in., for 10489 ..
10087	—	" " " 1 in., for 10491 ..
10088	1788	Needle Bar, for 10089
10089	1788	Needle Bar complete, Nos. 10088, 10096, 10108 and 10110
10091	1789	Needle Bar Connecting Link with two 390c
10092	1794	Driving and Stop Motion Tripping Lever complete, Nos. 10032, 10113, 10314 and two 10556 (obsolete) ..

Nos. 10093 to 10095, for 10096.

No.	Plate	Name
10093	1789	Needle Bar Thread Take-up with 10114
10094	1792	Needle Bar Thread Take-up Roller ..
10095	1792	" " " " " Cap
10096	1789	Needle Bar Thread Take-up complete, Nos. 209F, 233D and 10093 to 10095, for 10089
10099	1788	Needle Bar Frame Bell Crank with 1813
10101	1789	Needle Bar Frame Cam with two 445c
10103	1788	" " " Connecting Rod with 390c
10104	1792	Needle Bar Frame Connecting Rod Ball

Nos. 10105 to 10107, for 10110.

10105	1792	Needle Clamp
10106	1792	" " Disc
10107	1792	" " " Spring
10108	1792	" " Gib, for 10089
10109	1792	" " Thread Guide, for 10110
10110	1792	Needle Clamp complete, Nos. 93H, 209F, 665D, 10105, 10107, 10109 and two 10106, for 1008Q
10111	1792	Thread (under) Spool Spindle Inside Cone
10111	1792	Thread (upper) Spool Spindle Inside Cone, for 10146
10112	1792	Thread (under) Spool Spindle Inside Cone Spring
10112	1792	Thread (upper) Spool Spindle Inside Cone Spring, for 10146
10113	1795	Driving and Stop Motion Tripping Lever Handle Bar (obsolete), for 10092
10114	1792	Needle Bar Thread Take-up Roller Pin, for 10093
10116	1789	Table Bracket Machine Holder Pin, for 10216
10122	1791	Looper Carrier Bracket
10123	1789	" " Crank
10127	1788	" " Pitman
10129	1790	" Driving Bell Crank with 1807
10130	1789	" Carrier Shaft
10136	1792	Bed Plate Button Slide Connection Spring Hook, for 10307

No.	Plate	Name
10137	1789	Thread (upper) Nipper Arm
10139	1791	" " " Cam with 435c
10140	1789	" " " Lever
10141	1792	" " " " Spring..
10142	1789	" " " Link
10144	1788	Tension (upper thread) and Spool Bracket, for 10146
10145	1792	Tension (under thread) Thread Guide
10145	1792	" (upper thread) Thread Guide, for 10146
10145	1792	Thread (under) Thread Guide
10146	—	Tension (upper thread) and Spool Bracket complete, Nos. 415D, 488D, 1560C, 2103, 8039, 10111, 10112, 10144, 10145 and two 2102
10147	1788	Thread (under) Spool Bracket
10148	1792	Tension (under thread) Spring
10149	1789	Thread (under) Take-up Spring
10150	1789	" " Cord Guide
10151	1789	" (upper) Take-up Spring
10152	1792	Face Plate Thread Guide
10157	1792	Clamp Arm (lower) Front Guide Dowel Pin, for 10829, 10830, 10844, 10944, 10954 and 10956
10157	1792	Clamp Check Hinge Pin, for 10829, 10830, 10844, 10944, 10954 and 10956
10157	1792	Clamp Guide Pin Lifter Stop Pin, for 10829, 10830, 10944 and 10954 ..
Nos. 10158 to 10161, for 10829, 10830, 10844, 10944, 10954 and 10956.		
10158	1780	Clamp Arm (lower) Rear Guide (right)
10159	1780	Clamp Arm (lower) Rear Guide (left)
10160	1792	" " " " " (right) Rivet
10161	1783	Clamp Arm (lower) Rear Guide (left) Rivet
10164	1780	Clamp Arm (upper) Adjusting Slide, for 10829, 10830, 10944 and 10954
10165	1792	Clamp Arm (upper) Adjusting Slide Steady Pin, for 10822 and 10823 ..
Nos. 10170 to 10174, for 10829, 10830, 10944 and 10954.		
10170	1780	Clamp Arm (upper) Connecting Yoke; also for 10844 and 10956 ..

Numerical List of Parts

No.	Plate	Name
10171	1780	Clamp Arm (upper) Connecting Yoke Link with two 220D; also for 10844 and 10956
10172	1780	Clamp Arm (upper) Hinge
10173	1785	" " " " Pin; also for 10844 and 10956
10174	1780	Clamp Arm Spreader; also for 10844 and 10956
Nos. 10176 to 10185, for 10829, 10830, 10944 and 10954.		
10176	1780	Clamp Arm Spreader Link; also for 10844 and 10956
10177	1780	Clamp Crank Shaft; also for 10844 and 10956
10178	1780	Clamp Crank Shaft Bracket (right)
10179	1780	" " " " (left) ...
10180	1780	" " " " Lever
10181	1783	" " " " Pin; also for 10844 and 10956
10182	1780	Clamp Guide Pin; also for 10844 and 10956
10183	1780	Clamp Guide Pin Lifter
10184	1780	" " " " Spring; also for 10844 and 10956
10185	1780	Clamp Guide Pin Post
10187	1783	" Thread Catch, for 10829, 10830, 10844, 10944, 10954 and 10956 ...
10195	1780	Clamp Arm (upper) Spring, for 10829, 10830, 10844, 10944, 10954 and 10956
10215	1794	Feed Wheel Driving Lever Block (Hamburgh style)
10216	1790	Table Bracket Machine Holder (right) with 10116 and three wood screws 1 1/4 in., No. 14, R.H.B.
10217	1791	Barring Lever
10218	1794	" " Cap
10219	1794	" " Clutch
10220	1794	" " " Lever
10222	1794	" " " " Yielding Connection with 10251
10223	1793	Barring Lever Clutch Lever Yielding Connection Spring
10223	1793	Driving and Stop Motion Tripping Lever Catch Spring
10223	1793	Spreader Spring
10229	1790	Driving and Stop Motion Balance Wheel with two 445c
10230	1791	Driving and Stop Motion Connecting Rod, for 10232

Numerical List of Parts

No.	Plate	Name
10231	1795	Driving and Stop Motion Connecting Rod Head, for 10232
10232	—	Driving and Stop Motion Connecting Rod 10230 with 10231
10233	1795	Driving and Stop Motion Connecting Rod Link
10235	1790	Driving and Stop Motion Friction Pulley with 10236
10236	1795	Driving and Stop Motion Friction Pulley Center Bearing, for 10235 ..
10238	1790	Driving and Stop Motion Friction Pulley Washer (paper)
10239	1790	Driving and Stop Motion Lever with 10556
10240	1790	Driving and Stop Motion Lever Bracket
10241	1795	Driving and Stop Motion Lever Friction Pad (leather)
10242	1795	Driving and Stop Motion Lever Spring
10243	1795	Driving and Stop Motion Lever Screw Washer
10245	1795	Driving and Stop Motion Ratchet Lever with 1823 and 10251
10247	1795	Driving and Stop Motion Ratchet Lever Pawl with 10248
10248	1783	Clamp Arm (upper) Adjusting Slide Steady Pin, for 10832 and 10833 ..
10248	1783	Driving and Stop Motion Ratchet Lever Pawl Pin, for 10247
10249	1795	Driving and Stop Motion Ratchet Lever Pawl Spring
10251	1793	Barring Lever Clutch Lever Yielding Connection Spring Hook, for 10222
10251	1793	Driving and Stop Motion Ratchet Lever Spring Hook, for 10245 and 10314
10255	1795	Driving and Stop Motion Tripping Lever Catch
10256	1795	Driving and Stop Motion Tripping Lever Spring
10257	1793	Driving and Stop Motion Tripping Lever Spring Pin, for 10314 and 18817
10261	1794	Feed Hand Ratchet Lever, for 10263
10262	1794	" " " " Handle, for 10263
10263	—	Feed Hand Ratchet complete, Nos. 10034, 10261, 10262 and 18790

No.	Plate	Name
10306	1791	Bed Plate Button Slide, for 10638, 18630 and 18757
10307	1791	Bed Plate Button Slide Connection with 10136
10309	1792	Bed Plate Button Slide Connection Spring
10314	1795	Driving and Stop Motion Tripping Lever with 10251 and 10257 (obsolete), for 10092
10370	1790	Feed and Looper Cam with two 445c
10371	1793	Looper (long)
10372	1793	" (short)
10373	1795	" Carrier
10374	1793	" " Needle Guard
10376	1793	Spreader (right) with 110c
10378	1793	" (left) with 110c
10381	1793	" Cam (right)
10382	1793	" (left)
10383	1793	" " Adjusting Slide
10452	1790	Cutting Block Arm
10453	1782	" " " Ratchet Wheel..
10454	1782	" " " " " Retaining Spring Latch
10455	1791	Cutting Block Arm Spring
10461	1792	Bed Plate Dowel Pin
10462	1792	" " Stud (obsolete)
10463	1782	Cutting Block (brass), $\frac{1}{8}$ in. (obsolete), for 10632
10464	1782	Cutting Block (brass), $\frac{3}{8}$ in., for 10547
10465	1782	" " " $\frac{1}{2}$ in., for 10547
10466	1782	" " " $\frac{3}{4}$ in., for 10549
10467	1782	" " " 1 in., for 10549
Nos. 10469 to 10474, for 10551.		
10469	1782	Cutting Block (brass), $\frac{1}{4}$ inch
10470	1782	" " " 1 inch
10471	1782	" " " $1\frac{1}{8}$ inch
10472	1782	" " " $1\frac{1}{4}$ inch
10473	1782	" " " $1\frac{3}{8}$ inch
10474	1782	" " " $1\frac{1}{2}$ inch
10475	1794	Eye Stop Substitute (obsolete), for 10636
10479	—	Feed Wheel with 10081, 10504, 10505, two each 401E and 756E, for $\frac{1}{2}$ in. buttonhole
10481	—	Feed Wheel with 10082, 10506, 10507, two each 401E and 756E, for $\frac{3}{8}$ in. buttonhole

No.	Plate	Name
10483	—	Feed Wheel with 10083, 10508, 10509, two each 401E and 756E, for $\frac{5}{8}$ in. buttonhole
10485	—	Feed Wheel with 756E, 10084, 10510, 10511 and three 401E, for $\frac{1}{2}$ in. buttonhole
10487	—	Feed Wheel with 756E, 10085, 10512, 10513 and three 401E, for $\frac{3}{4}$ in. buttonhole
10489	—	Feed Wheel with 10086, 10514, 10515, and four 401E, for $\frac{3}{4}$ in. buttonhole
10491	—	Feed Wheel with 756E, 10087, 10516, 10517 and three 401E, for 1 in. buttonhole
10495	—	Feed Wheel with 401E, 10518, 10519, 10521 and three 756E, for $1\frac{1}{8}$ in. buttonhole
10502	1782	Cutting Block (brass), $\frac{3}{8}$ inch
10504	1794	Feed Wheel Cam Groove Protector, $\frac{1}{2}$ in. (inside), for 10479
10505	1794	Feed Wheel Cam Groove Protector, $\frac{1}{2}$ in. (outside), for 10479
10506	—	Feed Wheel Cam Groove Protector, $\frac{1}{8}$ in. (inside), for 10481
10507	—	Feed Wheel Cam Groove Protector, $\frac{1}{8}$ in. (outside), for 10481
10508	—	Feed Wheel Cam Groove Protector, $\frac{3}{8}$ in. (inside), for 10483
10509	—	Feed Wheel Cam Groove Protector, $\frac{3}{8}$ in. (outside), for 10483
10510	—	Feed Wheel Cam Groove Protector, $\frac{1}{2}$ in. (inside), for 10485
10511	—	Feed Wheel Cam Groove Protector, $\frac{1}{2}$ in. (outside), for 10485
10512	—	Feed Wheel Cam Groove Protector, $\frac{3}{4}$ in. (inside), for 10487
10513	—	Feed Wheel Cam Groove Protector, $\frac{3}{4}$ in. (outside), for 10487
10514	—	Feed Wheel Cam Groove Protector, $\frac{3}{8}$ in. (inside), for 10489
10515	—	Feed Wheel Cam Groove Protector, $\frac{3}{8}$ in. (outside), for 10489
10516	—	Feed Wheel Cam Groove Protector, 1 in. (inside), for 10491
10517	—	Feed Wheel Cam Groove Protector, 1 in. (outside), for 10491
10518	—	Feed Wheel Cam Groove Protector, $1\frac{1}{8}$ in. (inside), for 10495
10519	—	Feed Wheel Cam Groove Protector, $1\frac{1}{8}$ in. (outside), for 10495

No.	Plate	Name
10520	—	Feed Wheel Latch, $1\frac{1}{8}$ in., for 18506
10521	—	“ “ “ $1\frac{1}{8}$ in., for 10495
10523	—	“ “ “ $1\frac{1}{8}$ in., for 18569
10524	—	“ “ “ $1\frac{1}{2}$ in., for 10958
10526	—	Knife, $\frac{1}{2}$ in. (large size eye)
10527	1782	“ $\frac{9}{16}$ in. (large size eye)
10528	1782	“ $\frac{5}{8}$ in. (large size eye)
10529	—	“ $1\frac{1}{8}$ in. (large size eye)
10530	1782	“ $\frac{3}{4}$ in. (large size eye)
10531	—	“ $\frac{7}{8}$ in. (large size eye)
10532	1782	“ 1 in. (large size eye)
10533	—	“ $1\frac{1}{8}$ in. (large size eye)
10534	1782	“ $1\frac{1}{4}$ in. (large size eye)
10535	1782	“ $1\frac{1}{2}$ in. (large size eye)
10536	—	“ $\frac{1}{2}$ in. (small size eye)
10537	—	“ $\frac{9}{16}$ in. (small size eye)
10538	—	“ $\frac{5}{8}$ in. (small size eye)
10539	—	“ $1\frac{1}{8}$ in. (small size eye)
10540	—	“ $\frac{3}{4}$ in. (small size eye)
10541	—	“ $\frac{7}{8}$ in. (small size eye)
10542	—	“ 1 in. (small size eye)
10543	—	“ $1\frac{1}{8}$ in. (small size eye)
10544	—	“ $1\frac{1}{4}$ in. (small size eye)
10545	—	“ $1\frac{1}{2}$ in. (small size eye)
10547	1784	“ Holder with 209F and two 10556, for 10528 to 10530 and 10538 to 10540
10549	1791	Knife Holder with 209F and two 10556, for 10531, 10532, 10541 and 10542
10551	1791	Knife Holder with 209F and two 10556, for 10533 to 10535 and 10543 to 10545
10552	1782	Knife Holder Adjusting Collar with 453c
10553	1782	Knife Holder Connecting Link
10554	1792	“ “ “ “ Pin ..
10555	1791	“ “ Hinge Pin
10556	1780	Driving and Stop Motion Lever Spring Pin, for 10239
10556	1780	Driving and Stop Motion Tripping Lever Handle Bar Rivet, for 18819
10556	1780	Knife Position Pin, for 10547, 10549, 10551 and 10632
10557	1788	Needle Bar Frame
10558	1789	Feed Regulator (reverse)
10559	1789	“ “ (short)
10560	1790	Knife Holder Lifting Rock Shaft ...
10561	1791	“ “ “ “ “ Con- necting Link
10562	1792	Knife Holder Lifting Rock Shaft Connecting Link Pin

No.	Plate	Name
10563	1790	Table Bracket Machine Holder (left) with four wood screws $1\frac{1}{4}$ in., No. 14, R.H.B.
10564	—	Thread (upper) Cord Guide with three 10574 (obsolete)
10574	1792	Thread (upper) Cord Guide Eyelet (obsolete), for 10564 and 18546 ..
10582	1791	Driving and Stop Motion Starting Lever, for 10245
10632	1784	Knife Holder with 209F and two 10556, for 10526, 10527, 10536 and 10537..
10636	1790	Bed Plate with 10475 and two 621E (obsolete), for 10638
10637	1789	Bed Plate Button, for 10638, 18630 and 18757
10638	—	Bed Plate complete, Nos. 10024, 10306, 10636, 10637 and three 405E (obso- lete)
Nos. 10817 to 10820, for 10829, 10830, 10844, 10944, 10954 and 10956.		
10817	1780	Clamp Arm (lower, right)
10818	1780	“ “ (lower, left)
10819	1780	“ “ (lower) Front Guide (right)
10820	1780	Clamp Arm (lower) Front Guide (left)
Nos. 10821 to 10823, for 10829, 10830, 10944 and 10954.		
10821	1791	Clamp Arm Spreader Lever
10822	1780	“ “ (upper, right) with 10165
10823	1780	“ “ (upper, left) with 10165
10824	1780	“ Check (right), $1\frac{1}{2}$ in., for 10830, 10954 and 10956
10825	1780	Clamp Check (left), $1\frac{1}{2}$ in., for 10830, 10954 and 10956
Nos. 10826 to 10828, for 10829 and 10844.		
10826	1794	Clamp Check (right), $1\frac{1}{4}$ in.; also for 10944
10827	1794	Clamp Check (left), $1\frac{1}{4}$ in.; also for 10944
10828	1788	Clamp Plate; also for 10830 and 10956

No.	Plate	Name
10829	—	Clamp, 1½ in. complete, Nos. 99E, 103D, 105D, 109D, 233D, 240D, 10158, 10159, 10170, 10171, 10174, 10176 to 10185, 10187, 10817 to 10823, 10826 to 10828, two each 176D, 223E, 247F, 397E, 402D, 10160, 10161, 10164, 10172, 10173, 10195 and five 10157
10830	1788	Clamp, 1½ in. complete, Nos. 99E, 103D, 105D, 109D, 233D, 240D, 10158, 10159, 10170, 10171, 10174, 10176 to 10185, 10187, 10817 to 10825, 10828, two each 176D, 223E, 247F, 397E, 402D, 10160, 10161, 10164, 10172, 10173, 10195 and five 10157
Nos. 10832 to 10839, for 10844 and 10956.		
10832	1794	Clamp Arm (upper, right) with 10248
10833	1794	" " (upper, left) with 10248
10834	1794	" " (upper) Adjusting Slide
10835	1794	" " " Hinge
10836	1793	" " " Dowel Pin
10837	1794	" Crank Shaft Bracket (right)
10838	1794	" " " " (left)
10839	1794	" " " Lever
Nos. 10841 to 10843, for 10844 and 10956.		
10841	1794	Clamp Guide Pin Lifter
10842	1794	" " " " Stop
10843	1794	" Arm Spreader Lever
10844	—	Clamp, 1½ in. complete, Nos. 99E, 103D, 105D, 109D, 224D, 233D, 240D, 10158, 10159, 10170, 10171, 10174, 10176, 10177, 10181, 10182, 10184, 10187, 10817 to 10820, 10826 to 10828, 10832, 10833, 10837 to 10839, 10841 to 10843, 10845, two each 192D, 223E, 247F, 397E, 402D, 10160, 10161, 10173, 10195, 10834, 10835, four each 10157 and 10836, for military work
10845	1794	Clamp Guide Pin Post, for 10844 and 10956
10856	1788	Table Belt Guide Bracket complete, Nos. 10857 to 10859 and three wood screws 1½ in., No. 12, R.H.B.
Nos. 10857 to 10859, for 10856.		
10857	1788	Table Belt Guide Bracket with 448c
10858	1788	" " " " Shaft
10859	1788	" " " " Pulley
10875	1788	Wrench, for 1518 and 1520

No.	Plate	Name
10876	1788	Wrench, for 357 and 1513
10877	1788	" " 10453
*10890	—	Arm with 771D and 10008
10893	1789	Eye Stop, for 10547 and 10549
10944	—	Clamp, 1½ in., complete, Nos. 99E, 103D, 105D, 109D, 233D, 240D, 10158, 10159, 10170, 10171, 10174, 10176 to 10185, 10187, 10817 to 10823, 10826, 10827, 18578, two each 176D, 223E, 247F, 397E, 402D, 10160, 10161, 10164, 10172, 10173, 10195 and five 10157
10947	1795	Feed Releasing Lever with 10948 and two 18587
10948	1795	Feed Releasing Lever Packing, for 10947
10950	1795	Feed Shipper Lever with 1814 and 1900
*10953	—	Bed
10954	—	Clamp, 1½ in., complete, Nos. 99E, 103D, 105D, 109D, 233D, 240D, 10158, 10159, 10170, 10171, 10174, 10176 to 10185, 10187, 10817 to 10825, 18578, two each 176D, 223E, 247F, 397E, 402D, 10160, 10161, 10164, 10172, 10173, 10195 and five 10157
10956	—	Clamp, 1½ in., complete, Nos. 99E, 103D, 105D, 109D, 224D, 233D, 240D, 10158, 10159, 10170, 10171, 10174, 10176, 10177, 10181, 10182, 10184, 10187, 10817 to 10820, 10824, 10825, 10828, 10832, 10833, 10837 to 10839, 10841 to 10843, 10845, two each 192D, 223E, 247F, 397E, 402D, 10160, 10161, 10173, 10195, 10834, 10835, four each 10157 and 10836
10957	1790	Feed Wheel with 401E, 10962, 10963, 10967 and three 756E, for 1½ in. buttonhole
10958	—	Feed Wheel with 10524, 10964, 10965 and four 401E, for 1½ in. buttonhole
10962	—	Feed Wheel Cam Groove Protector, 1½ in. (inside), for 10957
10963	—	Feed Wheel Cam Groove Protector, 1½ in. (outside), for 10957
10964	—	Feed Wheel Cam Groove Protector, 1½ in. (inside), for 10958
10965	—	Feed Wheel Cam Groove Protector, 1½ in. (outside), for 10958

Numerical List of Parts

No.	Plate	Name
10967	—	Feed Wheel Latch, 1½ in., for 10957
18506	—	" " with 10520, 18507, 18508, two each 401E and 756E, for 1½ in. buttonhole
18507	—	Feed Wheel Cam Groove Protector, 1⅛ in. (inside), for 18506
18508	—	Feed Wheel Cam Groove Protector, 1⅛ in. (outside), for 18506
18545	1793	Bed Plate Spring Guide (obsolete)..
18546	1789	Thread (upper) Cord Guide with three 10574 (obsolete)
18548	1782	Cutting Block (brass), ½ in., for 10551
18557	1794	Clamp Check Presser Spring (obso- lete)
18563	1788	Feed Wheel Driving Lever with 129E
18569	—	" " with 10523, 18570, 18571, two each 401E and 756E, for 1½ in. buttonhole
18570	—	Feed Wheel Cam Groove Protector, 1½ in. (inside), for 18569
18571	—	Feed Wheel Cam Groove Protector, 1½ in. (outside), for 18569
18576	1789	Eye Stop, for 10632
18578	1784	Clamp Plate, for 10944 and 10954
18587	1793	Feed Releasing Lever Packing Rivet, for 10947
18619	1789	Bed Plate Protector, for 1⅛ to 1½ in. buttonholes, for 18628 and 18803 ..
18628	1790	Bed Plate with two 18619 and four 405E, for 1⅛ to 1½ in. buttonholes (obsolete), for 18630
18630	—	Bed Plate complete, for 1⅛ to 1½ in. buttonholes, Nos. 10024, 10306, 10637, 18628 and three 405E (obso- lete)
18750	1782	Cutting Block (brass), ½ in., for 10632
18751	1782	" " " ⅜ in., for 10632
18752	1783	Bed Plate Clamp Stop Stud, for 18797 and 18798
18757	—	Bed Plate complete, for 1⅛ to 1½ in. buttonholes, Nos. 10024, 10306, 10637, 18804 and three 405E
18790	1784	Feed Hand Ratchet Pawl with 18791, for 10263
18791	1793	Feed Hand Ratchet Pawl Spring Hook, for 18790
18797	1784	Bed Plate Clamp Stop (left) with 18752, for 18804

Numerical List of Parts

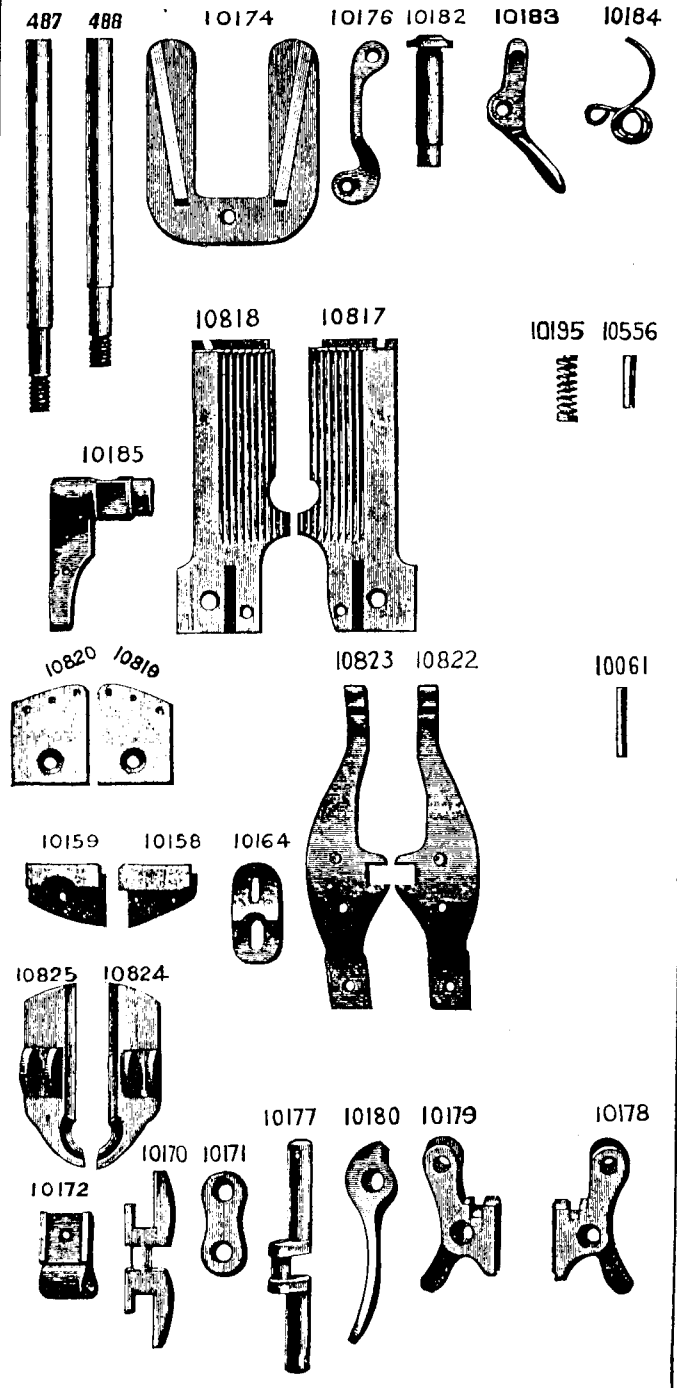
No.	Plate	Name
18798	1784	Bed Plate Clamp Stop (right) with 18752, for 18804
18803	1790	Bed Plate with two 18619 and four 405E, for 1⅛ to 1½ in. buttonholes, for 18804
18804	—	Bed Plate 18803 with 18797, 18798 and four 231c, for 18757
18817	1795	Driving and Stop Motion Tripping Lever with two 10257, for 18819..
18818	1795	Driving and Stop Motion Tripping Lever Handle Bar, for 18819
18819	1795	Driving and Stop Motion Tripping Lever complete, Nos. 10032, 18817, 18818 and four 10556
18820	1784	Arm Shaft (horizontal) Gear with 453c
18821	1784	Arm Shaft (upright) Gear with 453c
18876	—	Needle Bar Packing Cord
26026	1784	Screw Driver, Nos. 120088 and 120090
35143	1784	Tweezers, 4 in. long
36569	—	Oiler with 36571, for 36570
36570	—	" 36569, filled with oil
36571	—	" Spout, 1½ in. long, with 36807, for 36569
36807	—	Oiler Spout Washer (leather), for 36571
50021D	—	Tension (under thread) Screw Stud
*120088	—	Screw Driver Blade, for 26026
*120090	—	" " Handle, for 26026

ILLUSTRATIONS OF PARTS

FOR

MACHINE No. 23-19

PLATE 1780—ONE-HALF SIZE



INSTRUCTIONS TO EMPLOYERS
 FOR
 MACHINE NO. 3412

PLATE 1782—ONE-HALF SIZE




PLATE 1783—FULL SIZE

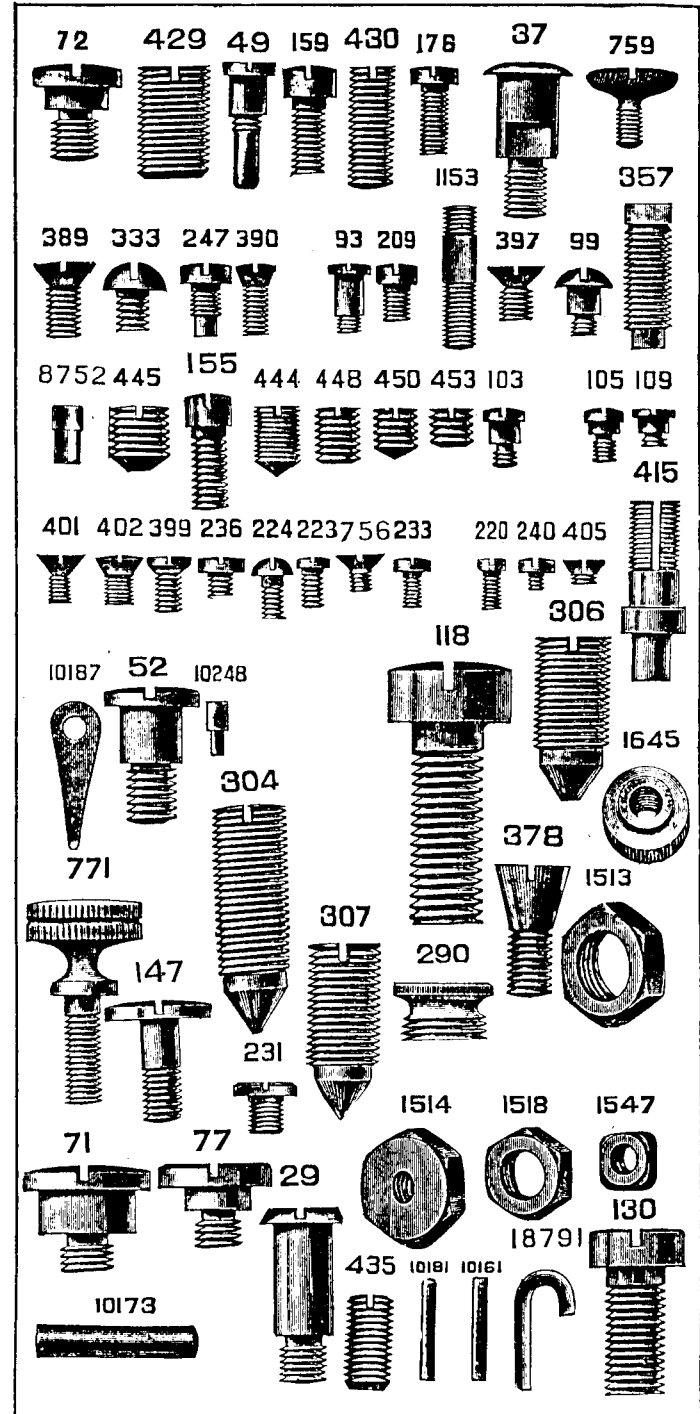


PLATE 1784—ONE-HALF SIZE

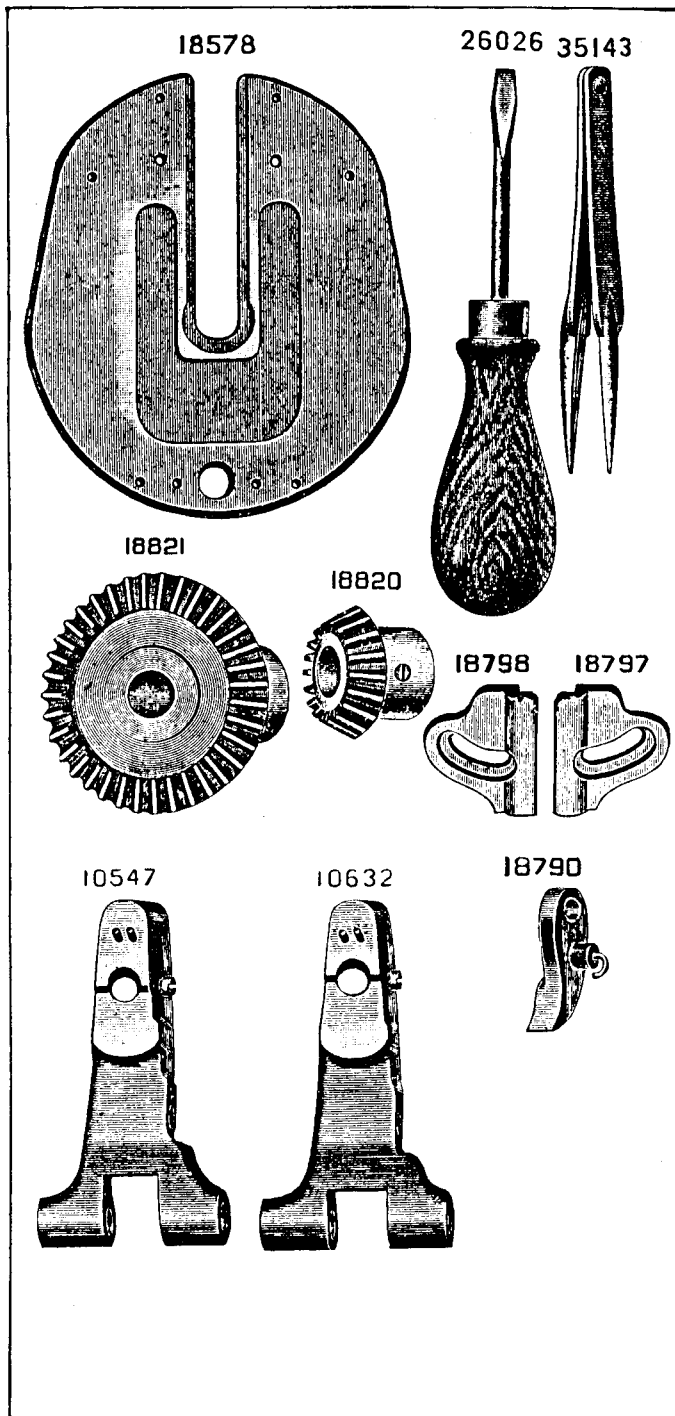


PLATE 1788—ONE-FOURTH SIZE

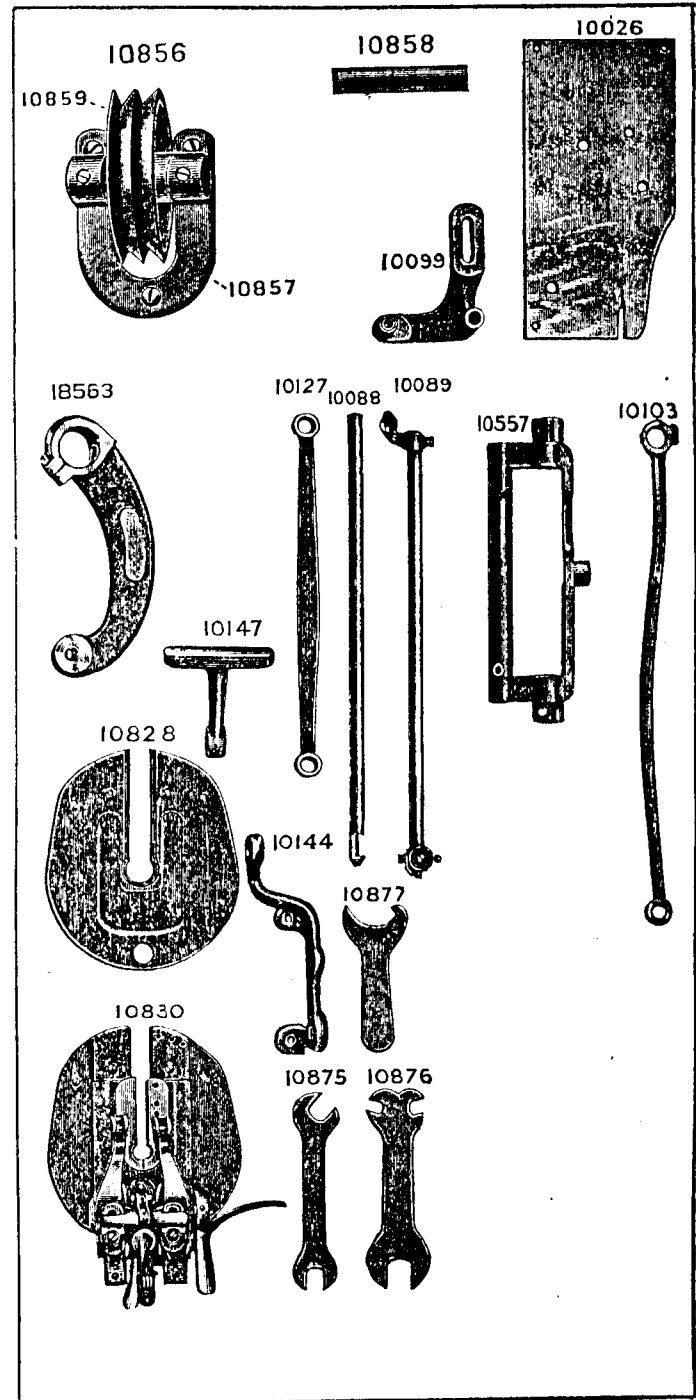


PLATE 1789—ONE-HALF SIZE




PLATE 1790—ONE-SIXTH SIZE

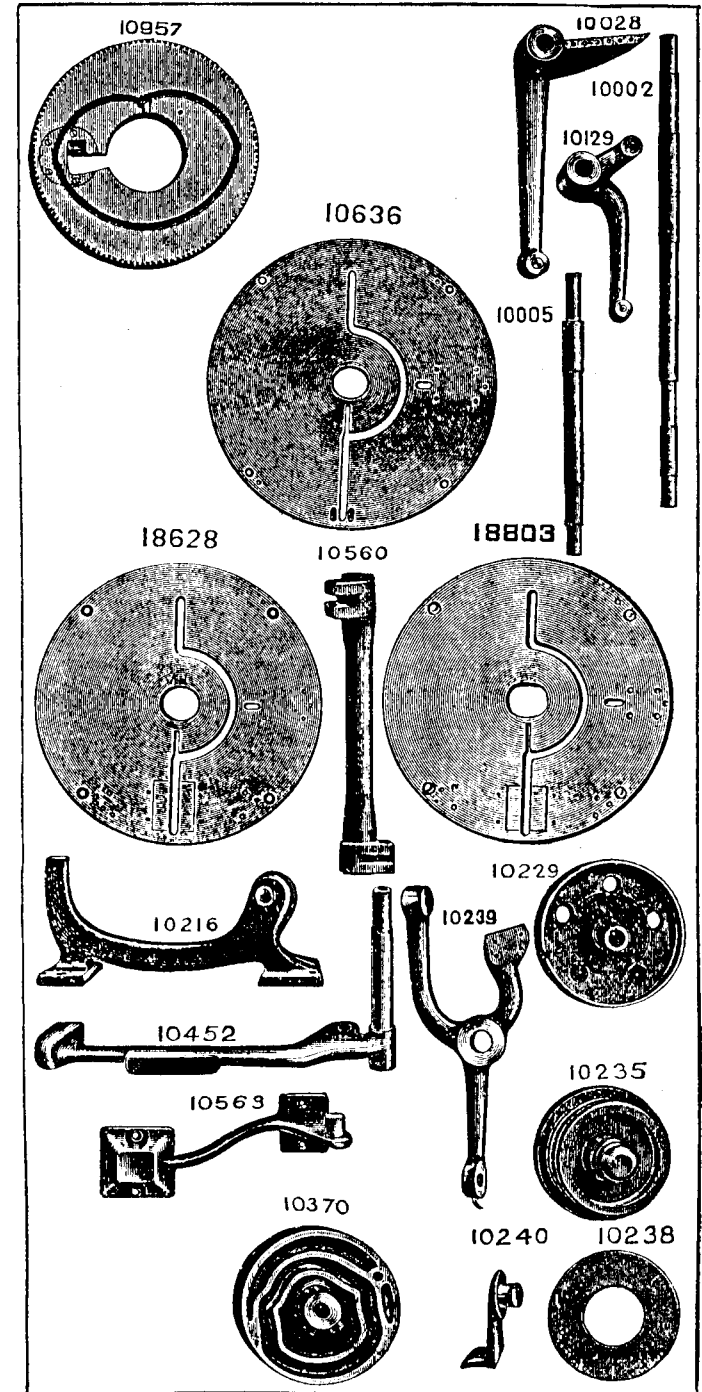


PLATE 1791—ONE-THIRD SIZE

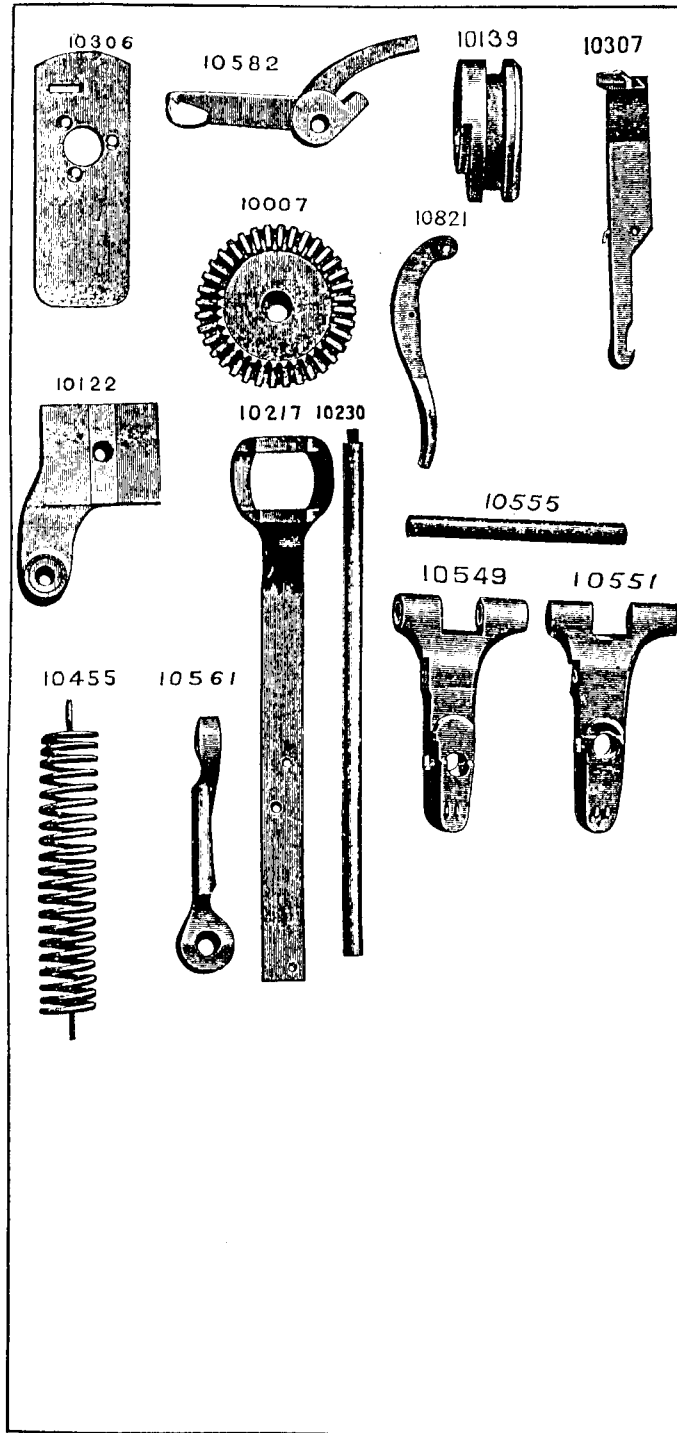


PLATE 1792—FULL SIZE

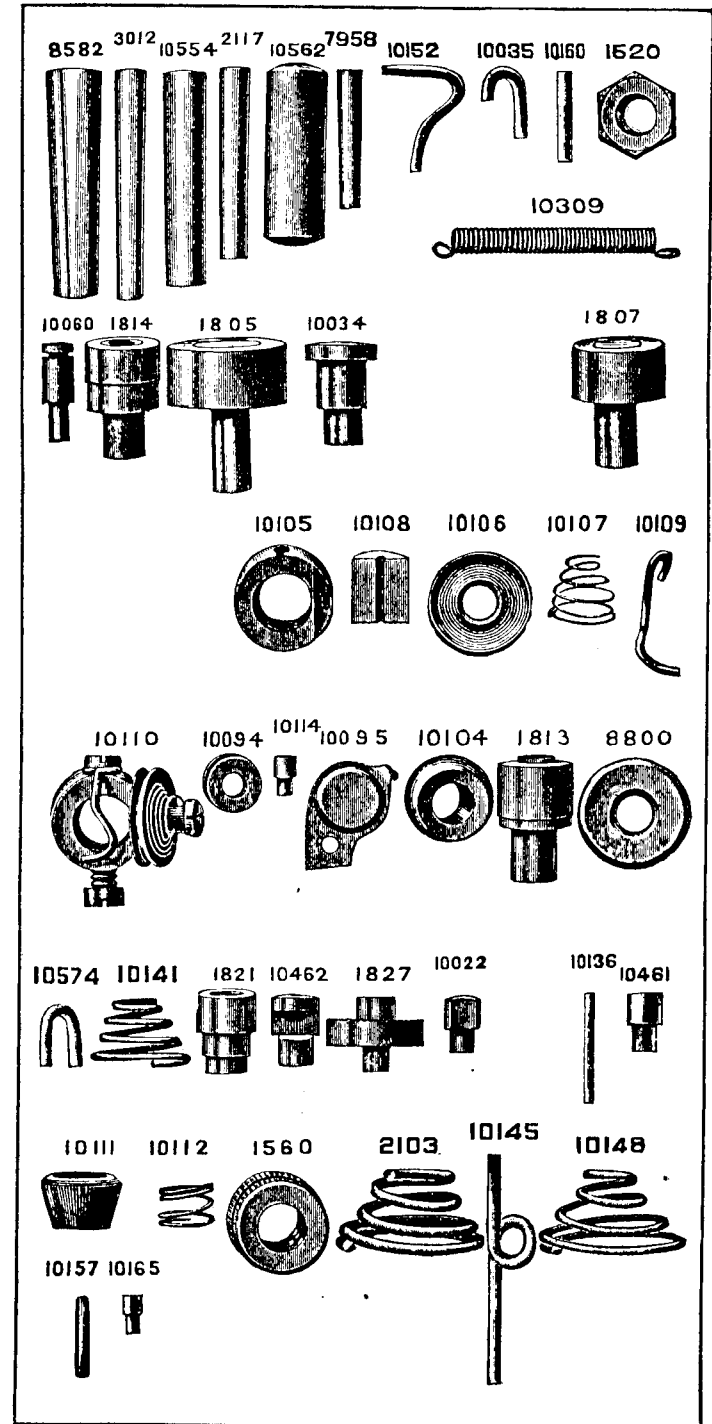


PLATE 1793—FULL SIZE




PLATE 1794—ONE-HALF SIZE




PLATE 1795—ONE-HALF SIZE

