

SINGER

242-1

Form 19618, Revised

(242)

Printed in U. S. A.

LIST OF PARTS



MACHINE No. 242-1

** A TRADE MARK OF

THE SINGER MANUFACTURING COMPANY

INSTRUCTIONS FOR OILING

To ensure easy running and prevent unnecessary wear of the parts which are in movable contact, the machine requires oiling and when in continuous use, "TYPE G" OIL, sold only by Singer Sewing Machine Company, should be applied at least twice each day to all oil holes marked "OIL", as instructed in Form 19537.

BEFORE STARTING THE MACHINE, remove plug and lead gasket in the rear of the machine, insert a funnel and pour oil into the reservoir until the oil level is slightly above the center of the sight gauge at the front of the machine (about 1 1-2 qts.). Be sure that the lead gasket is properly positioned before replacing and tightening the plug.

The oil level is in view of the operator at all times, and should never be allowed to go below the center of the sight gauge window.

OIL DRAIN. Oil may be drained from the reservoir by removing the oil drain plug in the bottom of the machine. To prevent oil leakage from the reservoir, take care in replacing the oil drain plug gasket before tightening the plug.

INDEX

	Page
Accessories.....	16
Feeding Disc Opening Parts.....	16
Lamp.....	15
Lamp Socket Parts.....	15
Machine No. 242-1.....	7
Material Guide (Swinging).....	16
Numerical List of Parts.....	23
Obsolete Parts.....	20
Parts Required for Two-Thread Chain Stitch.....	15
Thread Unwinder.....	17
Uncurling Guides.....	18

INSTRUCTIONS FOR ORDERING

In ordering from this list, use ONLY the part NUMBER in the FIRST column.

The number stamped on a Sewing Machine Part is in every case the number of the single part only.

Every combination of parts sent out as such has its specific number, which, although not stamped on the parts, must be used when ordering the combination.

Each number always indicates the SAME PART in whatever list it appears, or for whatever machine.

The letters after some of the numbers indicate the style of finish only, as follows:

- A-Hardened, Polished, Nickel Plated and Buffed
- A.A-Buffed and Chromium Plated
- A.B-Hardened, Polished, Buffed and Chromium Plated
- A.C-Brown Baking Enamel Finish
- A.D-Gray Baking Enamel Finish
- A.E-Hardened, Bright Rumbled and Nickel Plated
- A.F-Hardened, Bright Rumbled, Nickel Plated, Bright Rumbled and Chromium Plated
- A.G-Alumilite, Plain
- A.H-Alumilite, Dyed
- A.J-Polished, Nickel Plated and Chromium Plated
- A.K-Hardened, Polished, Nickel Plated and Chromium Plated
- A.L-Heat Treated for Toughness
 - B-Polished, Nickel Plated and Buffed
 - C-Hardened Only
- C.R-Hardened and Merlized
- D-Polished Only
- E-Soft, Not Polished
- F-Hardened and Polished
- F.J-Hardened, Polished and Nickel Plated
- G-Bright Rumbled and Nickel Plated
- H-Blued
- J-Nickel Plated Only
- K-Hardened and Nickel Plated
- L-Brass Plated
- M-Oxidized
- N-Japanned, Dull
- P-Japanned, Bright
- P.P-Wrinkle Finish
- R-Merlized
- S-Cadmium Plated
- T-Copper Plated
- T.A-Hardened, Polished, Copper and Nickel Plated and Buffed
- T.B-Copper and Nickel Plated and Polished
- T.J-Copper and Nickel Plated Only
- T.K-Hardened, Copper and Nickel Plated
- T.L-Copper and Brass Plated
- T.M-Copper Plated and Oxidized

INSTRUCTIONS FOR ORDERING - Continued

- U-Zinc Plated
- V-Silver Plated
- W-Polished and Nickel Plated
- X-Black Oxide, for Iron and Steel
- X.C-Hardened and Black Oxide, for Iron or Steel
- Y-Black Nickel Plated Only
- Z-Chromium Plated
- Z.A-Hardened, Polished, Nickel Plated, Buffed and Chromium Plated
- Z.B-Polished, Nickel Plated, Buffed and Chromium Plated
- Z.C-Hardened and Chromium Plated
- Z.D-Polished and Chromium Plated
- Z.G-Bright Rumbled, Nickel Plated, Bright Rumbled and Chromium Plated
- Z.J-Nickel and Chromium Plated
- Z.T-Copper and Chromium Plated

These letters MUST BE USED when they appear in the list; and AFTER the number as in the list.


In this series:

- 1 to 1500, 50001 to 51500 and 140001 to 142000 are Screw Numbers
- 1501 to 1800 and 51501 to 51800 are Nut Numbers
- 1801 to 2000 and 51801 to 52000 are Roller Numbers
- 2001 to 50000 and 52001 to 140000 and 142001 to 190000 are Sewing Machine Parts, 190001 and upward are numbers of Electrical Parts.

The figures in the second column refer only to the plates, illustrating the parts, and are NOT TO BE USED in ordering.

Parts marked with an asterisk (*) are furnished only when repairs are made at factory.

FOR



MACHINE NO. 242-1

FOR SEAMING HOSIERY. ONE NEEDLE. TWO LOOPERS. THREE-THREAD OVERSEAM CHAIN STITCH. WHEEL FEED. HORIZONTAL NEEDLE BAR. NEEDLE BAR STROKE $1\frac{5}{16}$ INCH. SPLASH LUBRICATION. BUILT-IN ELECTRIC LIGHT. SPEED 4500 R. P. M.

NOTE: THIS MACHINE IS REGULARLY FITTED WITH TWO BALANCE WHEELS; ONE FOR ROUND BELT AND ONE FOR $\frac{3}{8}$ INCH "V". BELT. THE BALANCE WHEEL WHICH IS TO BE USED FOR DRIVING THE MACHINE MUST BE MOUNTED ON THE RIGHT HAND SIDE; THE ONE ON THE LEFT BEING USED AS A HAND WHEEL.

No.	Plate	Name
144437	23715	Balance Wheel (round belt groove) diam. of belt groove $1\frac{3}{4}$ in., with two 448AL.....
144438	23715	Balance Wheel ("v" belt groove) outside diam. of belt groove 2.9 in. with two 448AL.....
144423	23715	Balance Wheel Oil Guard (2).....
448AL	23715	Balance Wheel Set Screw (4).....
144416	23716	Chain Cutter.....
181CR	23716	" " Screw.....
144436	23716	Chaining Finger.....
208F	23716	" " Screw (2).....
144255	23716	" " Shim.....

No.	Plate	Name
144256	23716	Fabric Guide for 144257.....
144257	-----	" " 144256 with 144258 and two 190F, for use with Needle Guide No. 144326.....
Note: Fabric Guide No. 144257 is regularly furnished unless otherwise specified on order.		
144397	-----	Fabric Guide (Chaining Finger seat .010" higher than No. 144256) for 144398.....
144398	-----	Fabric Guide 144397 with 144258 and two 190F, for use with Needle Guide No. 144403.....
144399	-----	Fabric Guide (Chaining Finger seat .020" higher than No. 144256) for 144400.....
144400	-----	Fabric Guide 144399 with 144258 and two 190F, for use with Needle Guide No. 144404.....
144401	-----	Fabric Guide (Chaining Finger seat .030" higher than No. 144256) for 144402.....
144402	-----	Fabric Guide 144401 with 144258 and two 190F, for use with Needle Guide No. 144405.....
190F	23716	Fabric Guide Screw (2).....
144258	23716	" " Supporting Bracket.....
164CR	23716	" " " " Screw (2).....
144259	23716	Feed Clutch (brake).....
144260	-----	" " 144259 with three 131726.....
1299AL	23716	Feed Clutch (brake) Set Screw.....
144261	23716	" " Washer.....
144262	23716	" " (drive).....
144263	-----	" " 144262 with three 131726.....
144264	23716	Feed Clutch Driving Arm.....
1255C	23716	" " Screw (3).....
131717	23716	" " Roller (6).....
68152	23716	" " Plunger (6).....
131718	23716	" " Spring (6).....
144265	23716	" " Shaft with 144267.....
144266	-----	" " 144265 with 144269, 144279 and 144286.....
144267	23716	Feed Clutch Shaft Oil Wick (felt)....
144268	23716	" " Sleeve with two 889AL....
889AL	23716	" " " " Set Screw (2).....
131726	23716	" " Wearing Plate (6).....
144269	-----	Feed Clutch complete, Nos. 144260, 144261, 144263, 144264, 144268, three 1255C and six each 68152, 131717 and 131718.....
144390	23715	Feed Driving Lever with 201C.....
140299C	23716	" " Ball Screw Stud (clutch end).....
1722E	23716	Feed Driving Lever Ball Screw Stud (clutch end) Nut.....
55034	23716	Feed Driving Lever Ball Screw Stud (clutch end) Position Plate.....
193C	23716	Feed Driving Lever Ball Screw Stud (clutch end) Position Plate Screw
140300C	23716	Feed Driving Lever Ball Screw Stud (lever end).....
51699E	23716	Feed Driving Lever Ball Screw Stud (lever end) Nut.....

No.	Plate	Name
144271	23716	Feed Driving Lever Connection with four 171AL.....
144272	-----	Feed Driving Lever Connection 144271 with 193C, 55034, 140299C and 140300C.....
171AL	23716	Feed Driving Lever Connection Cap Screw (4).....
144273	23715	Feed Driving Lever Hinge Screw Stud..
54369	23715	" " Collar with two 465C.....
465C	23715	Feed Driving Lever Hinge Screw Stud Collar Set Screw (2).....
448AL	23715	Feed Driving Lever Hinge Screw Stud Set Screw.....
51061AL	23715	Feed Eccentric Body Set Screw (2)....
7071	23715	" " Clamping Washer (2)....
217J	23715	" " " " Screw (2).....
138306	23715	Feed Eccentric Lubricating Pad (wood)
144275	23715	Feed Eccentric (adjustable) complete, Nos. 1103C, 138306 and two each 217J, 7071 and 51061AL.....
144276	23715	Feed Eccentric Connection with two 896AL.....
144277	-----	Feed Eccentric Connection 144276 with 144275.....
896AL	23715	Feed Eccentric Connection Cap Screw (2).....
144278	23715	Feed Eccentric Connection Hinge Pin
201C	23715	" " Set Screw.....
144279	23716	Feed Gear with two 457AL (2).....
457AL	23716	" " Set Screw (4).....
1103C	23715	" " Regulating Screw.....
144424	23716	Feeding Disc (front) with 144267.....
144281	23717	" " Adjusting Block with 51095C (2).....
51095C	23717	Feeding Disc (front) Adjusting Block Clamping Screw (2).....
140301A	23717	Feeding Disc (front) Adjusting Screw (2).....
144282	23717	Feeding Disc (front) Adjusting Screw Washer (2).....
144283	23717	Feeding Disc (front) Adjusting Block complete, Nos. two each 140301A and 144281.....
144284	23716	Feeding Disc (front) Driving Belt....
144285	23716	" " Guide Washer (3).....
144286	23716	Feeding Disc (front) Driving Belt Sprocket with two 446AL (2).....
446AL	23716	Feeding Disc (front) Driving Belt Sprocket Set Screw (4).....
144287	23717	Feeding Disc (front) Opening Lever with 157C.....
144288	23717	Feeding Disc (front) Opening Lever Hinge Pin (left).....
144289	23717	Feeding Disc (front) Opening Lever Hinge Pin (right).....
465C	23717	Feeding Disc (front) Opening Lever Hinge Pin Set Screw (2).....
144395	23717	Feeding Disc (front) Opening Lever Rod with 51603C.....
51603C	23717	Feeding Disc (front) Opening Lever Rod Nut.....

No.	Plate	Name
140365C	23717	Feeding Disc (front) Pressure Regulating Thumb Screw
144396	23717	Feeding Disc (front) Pressure Regulating Thumb Screw Locking Sleeve.....
16147	23717	Feeding Disc (front) Pressure Spring.
144291	23717	Tube.....
144292	23716	Feeding Disc (front) Shaft Bushing...
157C	23717	Clamping Screw.....
144267	23716	Feeding Disc (front) Shaft Bushing Oil Wick (felt).....
144393	23716	Feeding Disc (rear) with two 462AL... Set Screw (2)....
462AL	23716	" " " Shaft with 144295
144294	23716	" " " Oil Wick
144295	23716	(felt).....
144392	23716	Feeding Disc Material Presser Spring.
144296	23718	Looper (left hand) 144296 with 144385
144386	-----	and two 229F.....
144297	23718	Looper (left hand) Carrier with 1057F Clamping
1057F	23718	Screw.....
144298	23718	Looper (left hand) Carrier Shaft.....
144370	23718	Bracket.....
140028C	23718	Looper (left hand) Carrier Shaft Bracket Screw (left) (2).....
140303C	23718	Looper (left hand) Carrier Shaft Bracket Screw (right).....
144300	23718	Looper (left hand) Driving Ball Connecting Stud with two 462AL.....
462AL	23718	Looper (left hand) Driving Ball Connecting Stud Set Screw (2).....
144301	23718	Looper (left hand) Driving Ball Connection with 144368 and four 171F.....
144302	-----	Looper (left hand) Driving Ball Connection 144301 with 193F, 55034, 140299C and 144300.....
140299C	23718	Looper (left hand) Driving Ball Connection Stud.....
1722J	23718	Looper (left hand) Driving Ball Connection Stud Nut.....
55034	23718	Looper (left hand) Driving Ball Connection Stud Position Plate.....
193F	23718	Looper (left hand) Driving Ball Connection Stud Position Plate Screw.....
171F	23718	Looper (left hand) Driving Ball Connection Cap Screw (4).....
144368	23718	Looper (left hand) Driving Ball Connection Oil Wick (felt).....
144385	23718	Looper (left hand) Needle Guard.....
229F	23718	Screw (2).....
190F	23718	Looper (left hand) Screw.....
144369	23715	" (right hand).....
144332	23715	" " " Driving Shaft.....
144333	23715	" " " ".....
1147F	23715	Crank with 853AL and two 1147F... Looper (right hand) Driving Shaft Crank Set Screw (2).....

No.	Plate	Name
144334	23715	Looper (right hand) Eccentric with two 889AL.....
144335	23715	Looper (right hand) Eccentric Connection with two each 171F and 896AL.....
144336	-----	Looper (right hand) Eccentric Connection 144335 with 140300C and 144334.....
140300C	23715	Looper (right hand) Eccentric Connection Ball Screw Stud.....
1722J	23715	Looper (right hand) Eccentric Connection Ball Screw Stud Nut.....
144337	23715	Looper (right hand) Eccentric Connection Ball Screw Stud Washer...
896AL	23715	Looper (right hand) Eccentric Connection Cap (large) Screw (2)....
171F	23715	Looper (right hand) Eccentric Connection Cap (small) Screw (2)....
144338	23715	Looper (right hand) Eccentric Connection Oil Guard (felt).....
144339	23715	Looper (right hand) Eccentric Connection Oil Guard 144338 with 144340 and four 144341.....
144340	23715	Looper (right hand) Eccentric Connection Oil Guard Holder.....
199C	23715	Looper (right hand) Eccentric Connection Oil Guard Holder Screw...
144341	23715	Looper (right hand) Eccentric Connection Oil Guard Rivet (4).....
889AL	23715	Looper (right hand) Eccentric Set Screw (2).....
190F	23715	Looper (right hand) Screw.....
*144303	-----	Machine Frame with 15404, 50617XC, 140304XC, 140305XC, 144307, 144308 and two 15405.....
144380	23703	Machine Frame Base Plate with 50374C and 144305.....
50374C	23703	Machine Frame Base Plate Drain Plug Screw.....
144305	23703	Machine Frame Base Plate Drain Plug Screw Washer.....
144306	23703	Machine Frame Base Plate Gasket.....
144381	23703	" " " Oil Retaining Tube (large).....
144362	23703	Machine Frame Base Plate Oil Retaining Tube (large) Oil Retainer (felt).....
144382	23703	Machine Frame Base Plate Oil Retaining Tube (large) Washer (fibre)..
144383	23703	Machine Frame Base Plate Oil Retaining Tube (small).....
144363	23703	Machine Frame Base Plate Oil Retaining Tube (small) Oil Retainer (felt).....
144384	23703	Machine Frame Base Plate Oil Retaining Tube (small) Washer (fibre)
140342C	23703	Machine Frame Base Plate Screw (12)..
140304XC	23718	" " " Plug Screw for plugging Needle Bar Bushing (rear) hole.....
140305XC	23715	Machine Frame Plug Screw for plugging hole used for adjusting Feed Eccentric.....
50617XC	23715	Machine Frame Plug Screw for plugging hole used for adjusting Needle Bar.....

No.	Plate	Name
144307	23718	Machine Frame Plug Screw Gasket for 140304.....
144308	23715	Machine Frame Plug Screw Gasket for 140305.....
144309	23715	Machine Frame Rotary Shaft.....
144310	23715	" " " Flanged Bushing (left).....
144311	23715	Machine Frame Rotary Shaft Flanged Bushing (left) Gasket.....
144312	23715	Machine Frame Rotary Shaft Flanged Bushing (right).....
144313	23715	Machine Frame Rotary Shaft Flanged Bushing (right) Gasket.....
144408	23715	Machine Frame Rotary Shaft Flanged Bushing Oil Lead.....
1520C	23715	Machine Frame Rotary Shaft Flanged Bushing Oil Lead Nut.....
1396C	23715	Machine Frame Rotary Shaft Flanged Bushing Screw (6).....
24746	23715	Machine Frame Rotary Shaft Retaining Collar with two 449AL.....
449AL	23715	Machine Frame Rotary Shaft Retaining Collar Set Screw (2)
144314	23717	Machine Frame Top Cover.....
51025XC	23717	" " " Screw.....
144394	23718	Needle Bar.....
144315	-----	Needle Bar complete, Nos. 50252C, 144325 and 144394.....
144316	23718	Needle Bar Bushing (front).....
448AL	23718	" " " " Set Screw.....
144317	23718	" " " (rear) Set Screw....
443AL	23718	" " " " " Set Screw....
144318	23718	" " " Connecting Link.....
144319	23718	" " " " Hinge Pin (lever end).....
201C	23715	Needle Bar Connecting Link Hinge Pin (lever end) Set Screw.....
144278	23718	Needle Bar Connecting Link Hinge Pin (stud end).....
219C	23718	Needle Bar Connecting Link Hinge Pin (stud end) Set Screw.....
144320	23718	Needle Bar Connecting Stud with 219C and 1036AL.....
1036AL	23718	Needle Bar Connecting Stud Set Screw.....
144390	23715	" " " Driving Lever with 201C....
144391	-----	" " " " 144390 with 144278 and 144318 to 144320.....
144321	23715	Needle Bar Driving Lever Connection with two each 171AL and 1057AL
144322	-----	Needle Bar Driving Lever Connection 144321 with 140300C.....
140300C	23715	Needle Bar Driving Lever Connection Ball Screw Stud.....
1722E	23715	Needle Bar Driving Lever Connection Ball Screw Stud Nut.....
1057AL	23715	Needle Bar Driving Lever Connection Cap (large) Screw (2).....
171AL	23715	Needle Bar Driving Lever Connection Cap (small) Screw (2).....
144323	23715	Needle Bar Driving Lever Hinge Stud..
1460CR	23715	" " " " Cap Screw (2)
144377	23715	Needle Bar Driving Lever Hinge Stud Cap Screw Washer (2).....
54369	23715	Needle Bar Driving Lever Hinge Stud Collar with two 465C (2).....

No.	Plate	Name
465C	23715	Needle Bar Driving Lever Hinge Stud Collar Set Screw (4).....
448AL	23715	Needle Bar Driving Lever Hinge Stud Set Screw.....
144324	23718	Needle Bar Guide Block (2).....
157C	23718	" " " " Screw (4).....
144325	23718	" " Clamp with 140335F.....
50252C	23718	" " " " Screw.....
144326	23716	" " Guide, for use with Fabric Guide No. 144257.....
Note: Needle Guide No. 144326 is regularly furnished unless otherwise specified on order.		
144403	-----	Needle Guide (Chaining Finger clearance .010" higher than No.144326) for use with Fabric Guide No. 144398.....
144404	-----	Needle Guide (Chaining Finger clearance .020" higher than No.144326) for use with Fabric Guide No. 144400.....
144405	-----	Needle Guide (Chaining Finger clearance .030" higher than No.144326) for use with Fabric Guide No. 144402.....
193F	23716	Needle Guide Screw (2).....
140335F	23718	" " Set Screw.....
144388	23715	Oil Sealing Pad.....
144328	23717	Oil Sight Gauge Background Disc.....
144327	23717	" " " " Window.....
144329	23717	" " " " " Gasket (3)....
144330	23717	" " " " " Retainer (2)...
1485K	23717	" " " " " " Screw (4).....
2102	23719	Tension (looper thread) Disc (4)....
22440	23719	" " " " Washer (felt) (2).....
51570C	23719	Tension (looper thread) Regulating Thumb Nut (2).....
50148C	23719	Tension (looper thread) Screw Stud (2).....
132871	-----	Tension (looper thread) Screw Stud 50148C with 51570C (2).....
144389	23719	Tension (looper thread) Spring (2)...
Note: No. 144389 is regularly sent with the machine.		
144374	-----	Tension (looper thread) Spring (heavy tension) (2).....
59537	23719	Tension (looper thread) Spring Bushing (large) (2).....
59538	23719	Tension (looper thread) Spring Bushing (small) (2).....
144420	23719	Tension (looper thread) Thread Guide (2).....
144375	23719	Tension (looper thread) complete, Nos. 22440, 59537, 59538, 132871, 144389 and two 2102 (2).....
2102	23719	Tension (needle thread) Disc (2)....
22440	23719	" " " " Washer (felt).....
51570C	23719	Tension (needle thread) Regulating Thumb Nut.....
50148C	23719	Tension (needle thread) Screw Stud...
132871	-----	" " " " 50148C with 51570C.....

144389	23719	Tension (needle thread) Spring.....
		Note: No. 144389 is regularly sent with the machine.
144374	-----	Tension (needle thread) Spring (heavy tension).....
59537	23719	Tension (needle thread) Spring Bushing (large).....
59538	23719	Tension (needle thread) Spring Bushing (small).....
144420	23719	Tension (needle thread) Thread Guide.
144375	23719	Tension (needle thread) complete, Nos. 22440, 59537, 59538, 132871, 144389 and two 2102.....
144387	23718	Thread Take-up (looper thread).....
704F	23718	" " " " Screw.
144344	23715	" " (needle thread).....
853AL	23715	" " " " Set Screw.....
144345	23715	Thread Take-up (needle thread) Thread Guide.....
51220AL	23715	Thread Take-up (needle thread) Thread Guide Set Screw.....
144346	23720	Uncurling Guide Adjusting Bracket....
144360	23720	" " " " " "
		144346 with 140306C, 140307K and 144347.....
144347	23720	Uncurling Guide Adjusting Bracket Holder.....
140306C	23720	Uncurling Guide Adjusting Bracket Holder Locking Screw.....
134C	23720	Uncurling Guide Adjusting Bracket Holder Screw.....
140307K	23720	Uncurling Guide Adjusting Bracket Holder Thumb Screw.....
144411	23720	Uncurling Guide Body.....
144349	23720	" " " " Locking Disc.....
140308C	23720	" " " " " Screw...
144350	23720	" " " " " Lever (lower)
144351	23720	" " " " " (upper)
211K	23720	" " " " " Screw (2).....
40222	23720	Uncurling Guide Locking Lever Spring.
1100K	23720	" " " " " " Screw (2).....
144413	23720	Uncurling Guide Plate (front).....
144412	23720	" " " " (rear).....
140309AL	23720	" " " " Hinge Screw (2)
144355	23720	" " " " Spring.....
144356	23720	" " " " Position Lever (2)...
140310C	23720	" " " " Hinge Screw.....
144414	23720	Uncurling Guide, Nos. 144355, 144411 to 144413 and two 140309AL.....
144415	23720	Uncurling Guide (adjustable, swinging) with long blade, complete for regular work, Nos. 40222, 140308C, 140310C, 144349 to 144351, 144360, 144414 and two each 211K, 1100K and 144356.....
*15404	-----	Trade Mark.....
15405	-----	" " Rivet (2).....

LAMP SOCKET PARTS

No.	Plate	Name
195226	23721	Lamp Socket.....
195209	-----	" " 195226 with 195211, 195227 and two each 51399K and 195210...
195227	23721	Lamp Socket Cap
51399K	23721	" " " " Screw (2).....
195210	23721	Lamp Socket Terminal complete (2)....
195211	23721	" " " " Lead.....
195215	23721	" " " " Flexible Tubing.....
195212	-----	" " " " " " 195215 with 195213 and 195214....
195213	23721	Lamp Socket Lead Flexible Tubing Connector (lamp socket end).....
195214	23721	Lamp Socket Lead Flexible Tubing Connector (terminal box end).....
144379	23721	Lamp Socket Lead Position Plate.....
195089	23721	Lamp Socket complete, Nos. 195209 and 195212.....
144359	23721	Lamp Socket Clamping Plate.....
181C	23721	" " " " " " Screw.....

LAMP

No.	Plate	Name
195217	23721	Lamp, 15 C.P., 7-9 volts.....
		Note: When ordering No. 195217, state voltage required.

PARTS REQUIRED FOR TWO-THREAD CHAIN STITCH

No.	Plate	Name
144331	23718	Spreader, in place of Looper (right hand) 144369.....

ACCESSORIES

No.	Plate	Name
144358	23722	Feeding Disc (front) Opening Lever Rod Extension.....
80223	23722	Feeding Disc (front) Opening Lever Rod Extension Clamp with 361C....
361C	23722	Feeding Disc (front) Opening Lever Rod Extension Clamp Set Screw....
144365	23722	Funnel (not regularly furnished)....
144361	23722	Machine Cushion (felt).....
576R	23722	" " Screw (2).....
132618	23722	" " Cushion (felt) (8).....
120342	23722	Oiler (copper plated) with 120343....
120343	23722	" Spout, 3 1/2 in. long.....
121892	23722	One-Half Gallon of Heavy Grade Cloth and Leather Oil.....
120440	23722	Screw Driver (large).....
26485	23722	" (small).....
121907	23722	Screw Driver (offset) not regularly furnished.....
120341	23722	Tweezers (curved).....
121873	23722	Wrench for 140342 (not regularly fur- nished).....
121796	23722	Wrench for 140306 and 140308.....
121891	23722	" " 140305 (not regularly fur- nished).....
150835	23722	Table Pad (felt) with two 124536....
124536	23722	" " Tack (2).....

FEEDING DISC OPENING PARTS

No.	Plate	Name
150961	23729	Chain, 26 in. long, with 56865.....
4879	23729	" Connecting Link.....
56865	23729	" Hook.....
126249	23729	Treadle.....
4882	23729	" Shaft.....
126250	23729	" Spring.....
150451	23729	" Stand.....
150452	23729	Treadle complete, Nos. 4879, 4882, 126249, 126250, 150451 and two wood screws 1 in. No. 16 F.H.....

MATERIAL GUIDE (Swinging)

FOR MOCK SEAMING

No.	Plate	Name
121954	23723	Material Guide.....
121955	-----	" " 121954 with 121956 and three 164J.....
164J	23723	Material Guide Screw (3).....
121956	23723	" " Shaft.....
121957	23723	" " Bracket with three wood screws 1 1/4 in. No.14 F.H.....
121958	23723	Material Shaft Collar with two 457AL.

MATERIAL GUIDE (Swinging)

No.	Plate	Name
457AL	23723	Material Guide Shaft Collar Set Screw (2).....
121959	23723	Material Guide (swinging) complete, Nos. 121955, 121957 and 121958....

THREAD UNWINDER

(FOR THREE SPOOLS)

WHEN IT IS DESIRED TO MOUNT THE THREAD UNWINDER

BASE ON UNDERSIDE OF TABLE

No.	Plate	Name
150822	-----	Bracket with 445C.....
150852	23713	" 150822 with two wood screws 1 in. No. 14 R.H. Blacked.....
225259	23713	Spool Rest (for one spool) with 201018C.....
225257	23713	Spool Rest (for two spools) with 201018C.....
150203	23713	Spool Rest Cushion (felt) (3).....
225388	23713	" " Rod.....
445C	23713	" " Set Screw.....
201018C	23713	" " Set Screw (2).....
225391	23713	Thread Guide (3).....
201696J	23713	" Lock Nut.....
225326	23713	" " Position Cup.....
225324	23713	" " Rod with 208AL and 225322.....
208AL	23713	Thread Guide Rod Screw.....
225322	23713	" " Washer.....
150848	23713	" Separator with Bracket.....
150060	23713	" " Bracket Arm with 164J and 9525.....
164J	23713	Thread Separator Bracket Arm Clamping Screw.....
9525	23713	Thread Separator Bracket Arm Clamping Screw Washer.....
164J	23713	Thread Separator Bracket Screw.....
9525	23713	" " Washer.....
150849	-----	Thread Separator complete, Nos. 164J, 9525, 150060 and 150848.....
150850	23713	Thread Unwinder complete, Nos. 150848, 150852, 201696J, 225257, 225259, 225324, 225326, 225388 and three each 150203 and 225391.....
27739	23713	Thread Cone (wood) for large cones...
225390	23713	" " Holder, for inverted cones.....

Note: Nos. 27739 and 225390 are used with, but
not included in 150850.

THREAD UNWINDER

(FOR THREE SPOOLS)

WHEN IT IS DESIRED TO MOUNT THE THREAD UNWINDER

BASE ON TOP OF TABLE

NOTE: THIS THREAD UNWINDER IS THE SAME AS NO. 150850, WITH

THE FOLLOWING EXCEPTIONS:

No.	Plate	Name
202490	23714	Spool Stand with 200383C, in place of 150852.....
200383C	23714	Spool Rest Rod Set Screw.....
150854	23714	Thread Unwinder complete, Nos. 150849, 201696J, 202490, 225257, 225259, 225324, 225326, 225388 and three each 150203, 225391 and wood screws 7/8 in. No. 12 F.H.....

UNCURLING GUIDES

UNCURLING GUIDE NO. 144415 (Long Blade)

FOR REGULAR WORK

No.	Plate	Name
144346	23720	Uncurling Guide Adjusting Bracket....
144360	23720	" " " "
		144346 with 140306C, 140307K and 144347.....
144347	23720	Uncurling Guide Adjusting Bracket Holder.....
140306C	23720	Uncurling Guide Adjusting Bracket Holder Locking Screw.....
134C	23720	Uncurling Guide Adjusting Bracket Holder Screw.....
140307K	23720	Uncurling Guide Adjusting Bracket Holder Thumb Screw.....
144411	23720	Uncurling Guide Body.....
144349	23720	" " Locking Disc.....
140308C	23720	" " " " Screw...
144350	23720	" " " " Lever (lower)
144351	23720	" " " " " (upper)
211K	23720	" " " " " Screw
		(2).....
40222	23720	Uncurling Guide Locking Lever Spring.
1100K	23720	" " " " " Screw (2).....
144413	23720	Uncurling Guide Plate (front).....
144412	23720	" " " " (rear).....
140309AL	23720	" " " " Hinge Screw (2)
144355	23720	" " " " Spring.....
144356	23720	" " " " Position Lever (2)...
140310C	23720	" " " " Hinge Screw.....

No.	Plate	Name
144414	23720	Uncurling Guide Nos. 144355, 144411 to 144413 and two 140309AL.....
144415	23720	Uncurling Guide (adjustable, swinging) with long blade, complete for regular work, Nos. 40222, 140308C, 140310C, 144349 to 144351, 144360, 144414 and two each 211K, 1100K and 144356.....

Note: Uncurling Guide No. 144415 is regularly furnished unless otherwise specified on order.

UNCURLING GUIDE NO. 144427 (Short Blade)

FOR REGULAR WORK

UNCURLING GUIDE NO. 144427 IS THE SAME AS NO. 144415

WITH THE FOLLOWING EXCEPTIONS:

No.	Plate	Name
144425	23724	Uncurling Guide Body in place of 144411.....
144426	23724	Uncurling Guide, Nos. 144355, 144412, 144413, 144425 and two 140309AL, in place of No. 144414.....
144427	23724	Uncurling Guide (adjustable, swinging) with short blade, complete for regular work, Nos. 40222, 140308C, 140310C, 144349 to 144351, 144360, 144426 and two each 211K, 1100K and 144356.....

UNCURLING GUIDE NO. 144419

FOR MOCK SEAMING

UNCURLING GUIDE NO. 144419 IS THE SAME AS NO. 144415

WITH THE FOLLOWING EXCEPTIONS:

No.	Plate	Name
144417	23725	Uncurling Guide Plate (front) in place of No. 144413.....
144418	23725	Uncurling Guide, Nos. 144355, 144411, 144412, 144417 and two 140309AL, in place of No. 144414.....
144419	23725	Uncurling Guide (adjustable, swinging) complete, for mock seaming, Nos. 40222, 140308C, 140310C, 144349 to 144351, 144360, 144418 and two each 211K, 1100K and 144356.....

OBSOLETE PARTS

No.	Plate	Name
144378	-----	Balance Wheel (round belt groove) diam. of belt groove 1 3/4 in., with two 448AL, use 144421.....
144252	-----	Balance Wheel ("V" belt groove) outside diam. of belt groove 2.9 in., with two 448AL, use 144422.....
144421	23728	Balance Wheel (round belt groove) diam. of belt groove 1 3/4 in., with two 448AL, use 144437.....
144422	23728	Balance Wheel ("V" belt groove) outside diam. of belt groove 2.9 in., with two 448AL, use 144438..
144253	23728	Chain Cutter, use 144416.....
144409	23728	Chaining Finger, use 144436.....
144270	23728	Feed Driving Lever with 217C, use 144390.....
217C	23728	Feed Eccentric Connection Hinge Pin Set Screw for 144270.....
144280	23728	Feeding Disc (front) with 144267, use 144424.....
144290	23728	Feeding Disc (front) Opening Lever Rod with 51603C, superseded by 144395, not interchangeable.....
140302C	23728	Feeding Disc (front) Pressure Regulating Thumb Screw, superseded by 140365C, not interchangeable.....
51698C	23728	Feeding Disc (front) Pressure Regulating Thumb Screw Lock Nut, superseded by 144396, not interchangeable.....
144293	23728	Feeding Disc (rear) with two 462AL, use 144392 and 144393.....
144270	23728	Needle Bar Driving Lever with 217C, use 144390.....
217C	23728	Needle Bar Connecting Link Hinge Pin (lever end) Set Screw, for 144270
144376	-----	Needle Bar Driving Lever 144270 with 144278 and 144318 to 144320, use 144391.....
131696	23728	Tension (looper thread) Thread Guide, use 144420.....
131696	23728	Tension (needle thread) Thread Guide, use 144420.....
144428	23726	Uncurling Guide Body for 144431, superseded by 144411, not interchangeable.....
144433	23727	Uncurling Guide Body for 144434, superseded by 144425, not interchangeable.....
144429	23726	Uncurling Guide Plate (front) superseded by 144413, not interchangeable.....
144430	23726	Uncurling Guide Plate (rear) superseded by 144412, not interchangeable.....
144431	23726	Uncurling Guide, for 144432, Nos. 144355, 144428 to 144430 and two 140309AL, use 144414.....
144434	23727	Uncurling Guide, for 144435, Nos. 144355, 144429, 144430, 144433 and two 140309AL, use 144426.....

OBSOLETE PARTS

21

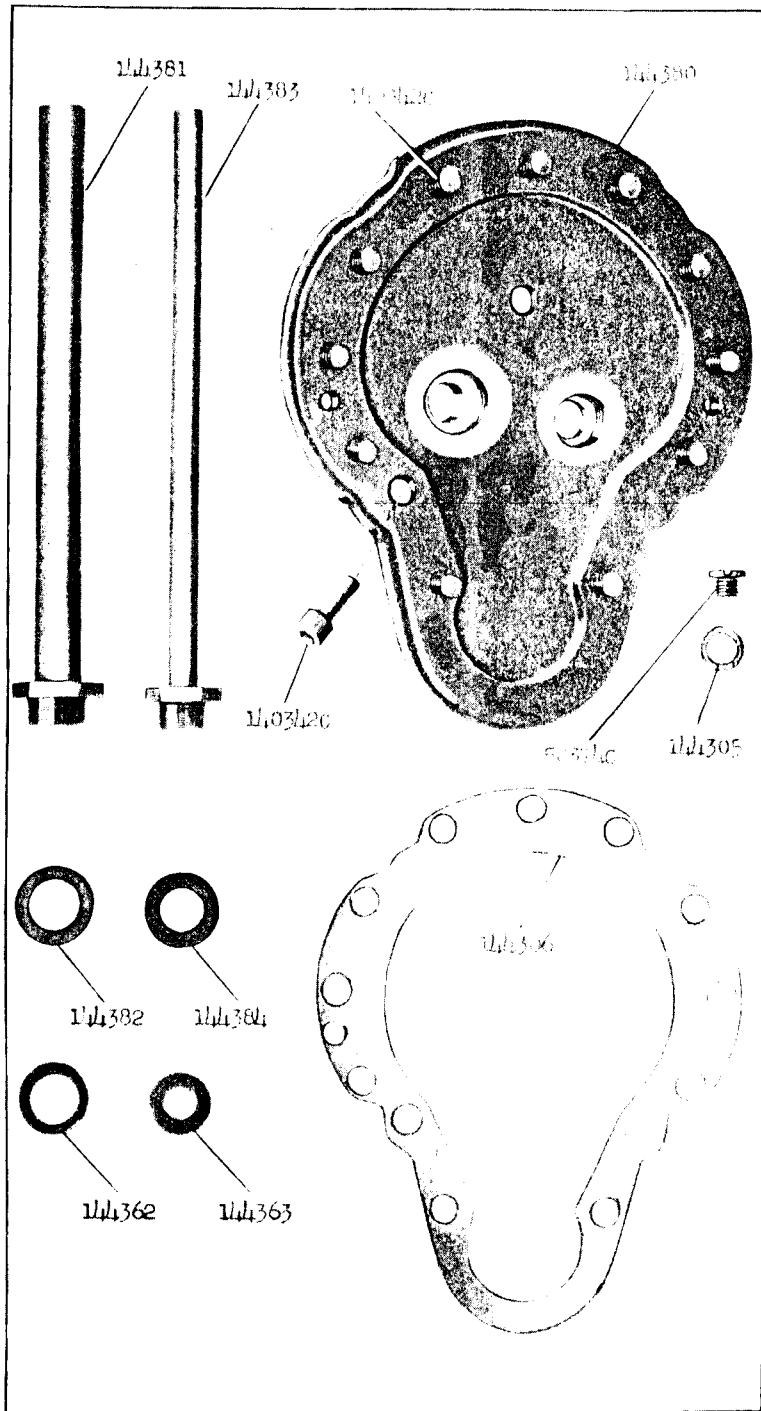
144432	23726	Uncurling Guide (adjustable, swinging) with long blade, complete for single unit pocket heels, for regular work, Nos. 40222, 140308C, 140310C, 144349 to 144351, 144360, 144431 and two each 211K, 1100K and 144356, use 144415.....
144435	23727	Uncurling Guide (adjustable, swinging) with short blade, complete for single unit pocket heels, for regular work, Nos. 40222, 140308C, 140310C, 144349 to 144351, 144360, 144434 and two each 211K, 1100K and 144356, use 144427

ELECTRICAL PARTS

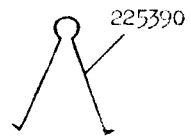
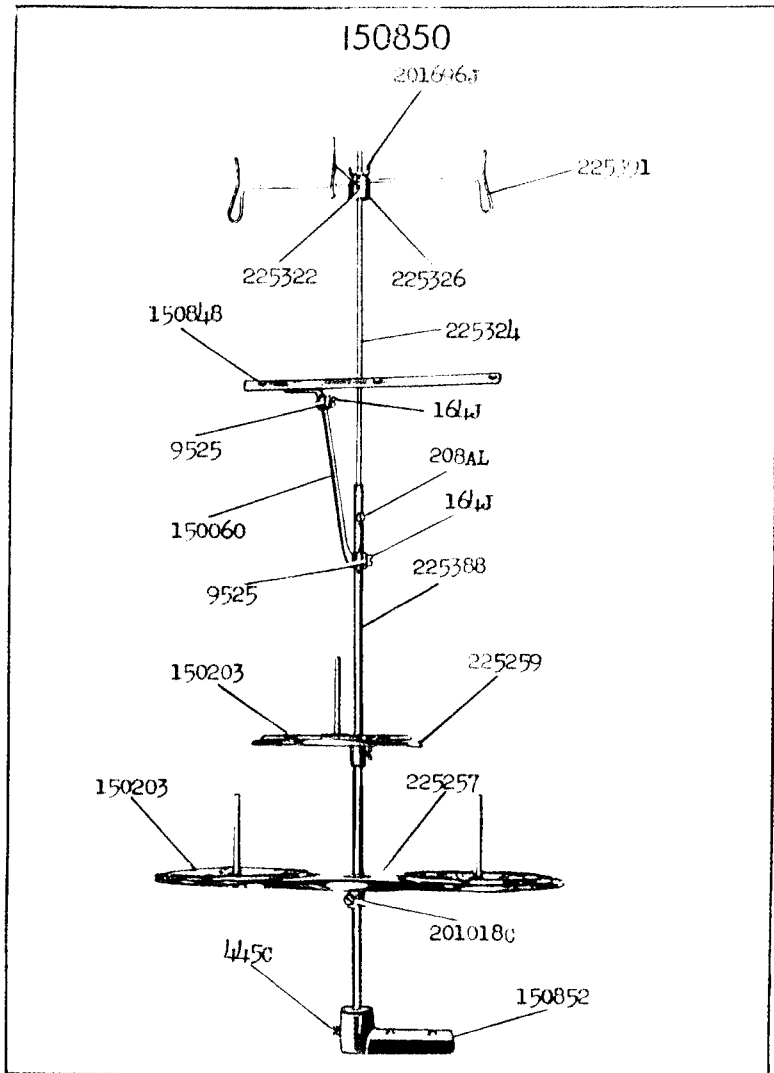
195237	23728	Lamp, 21 C.P., 6-8 volts, use 195217.
193911	23728	" Socket, use 195226 and 195227..
193912	23728	" " Cap, use 195226 and 195227.....

SINGER Needles should be used
in SINGER Machines.
These Needles and their Containers
are marked with the
Company's Trade Mark "SIMANCO.***" 1

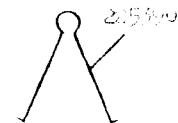
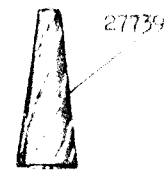
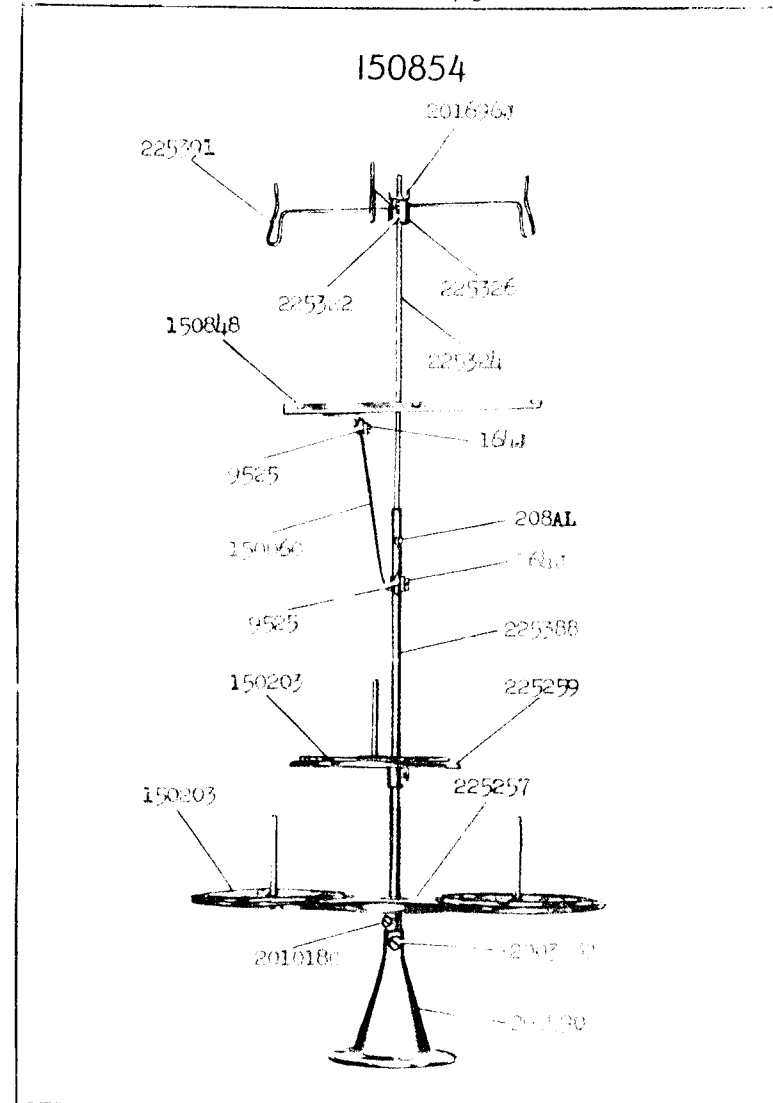
Needles in Containers marked
"FOR SINGER MACHINES"
are NOT **SINGER** made needles. 2



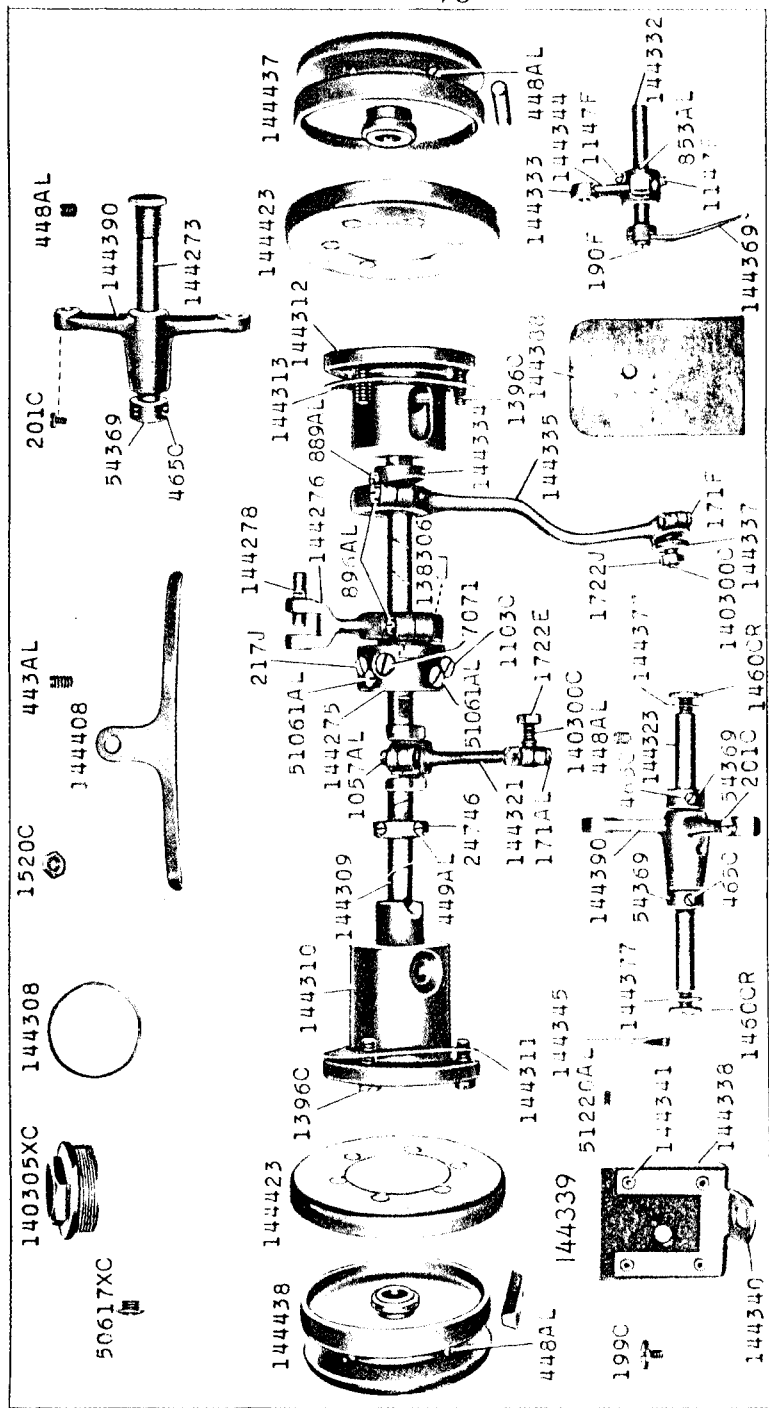
23713 - 1/6



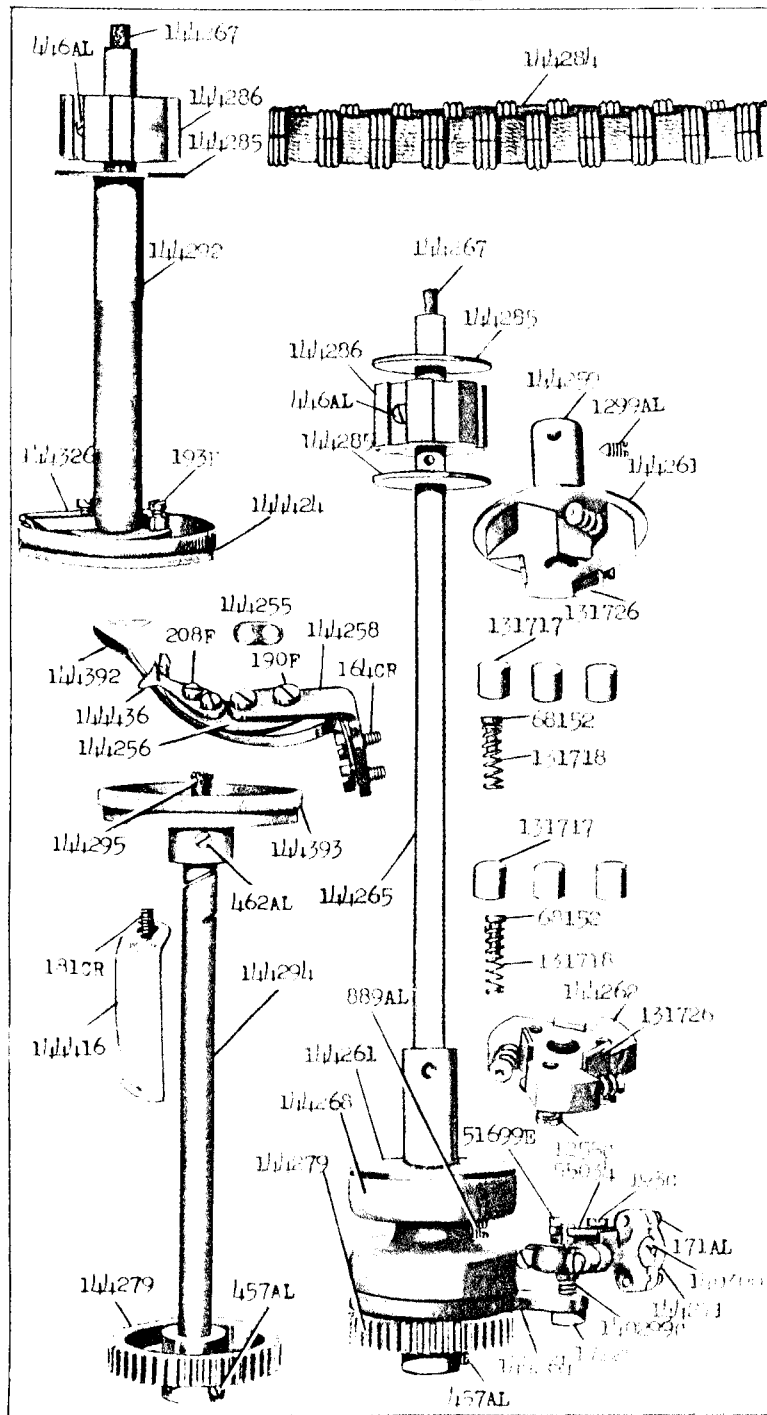
23714 - 1/6



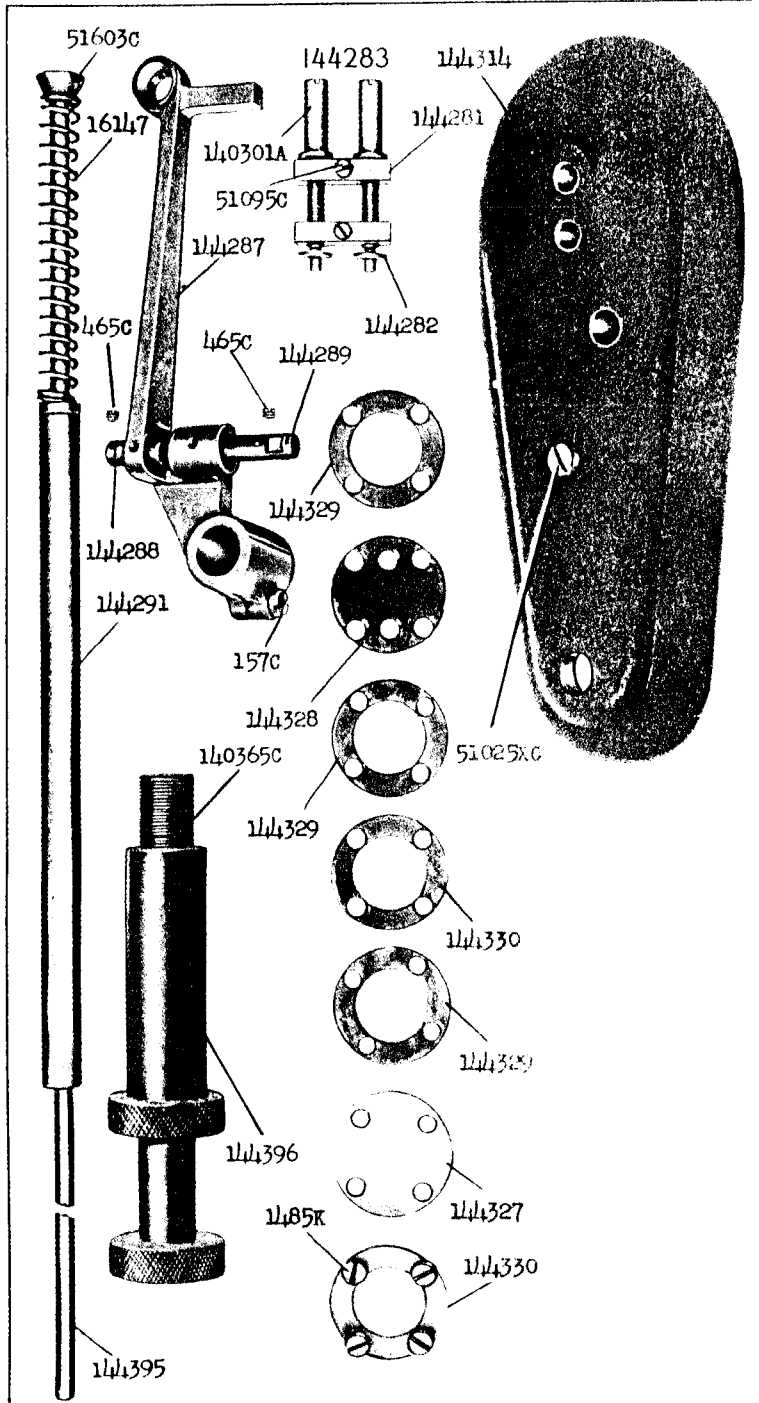
23715 - 1/3



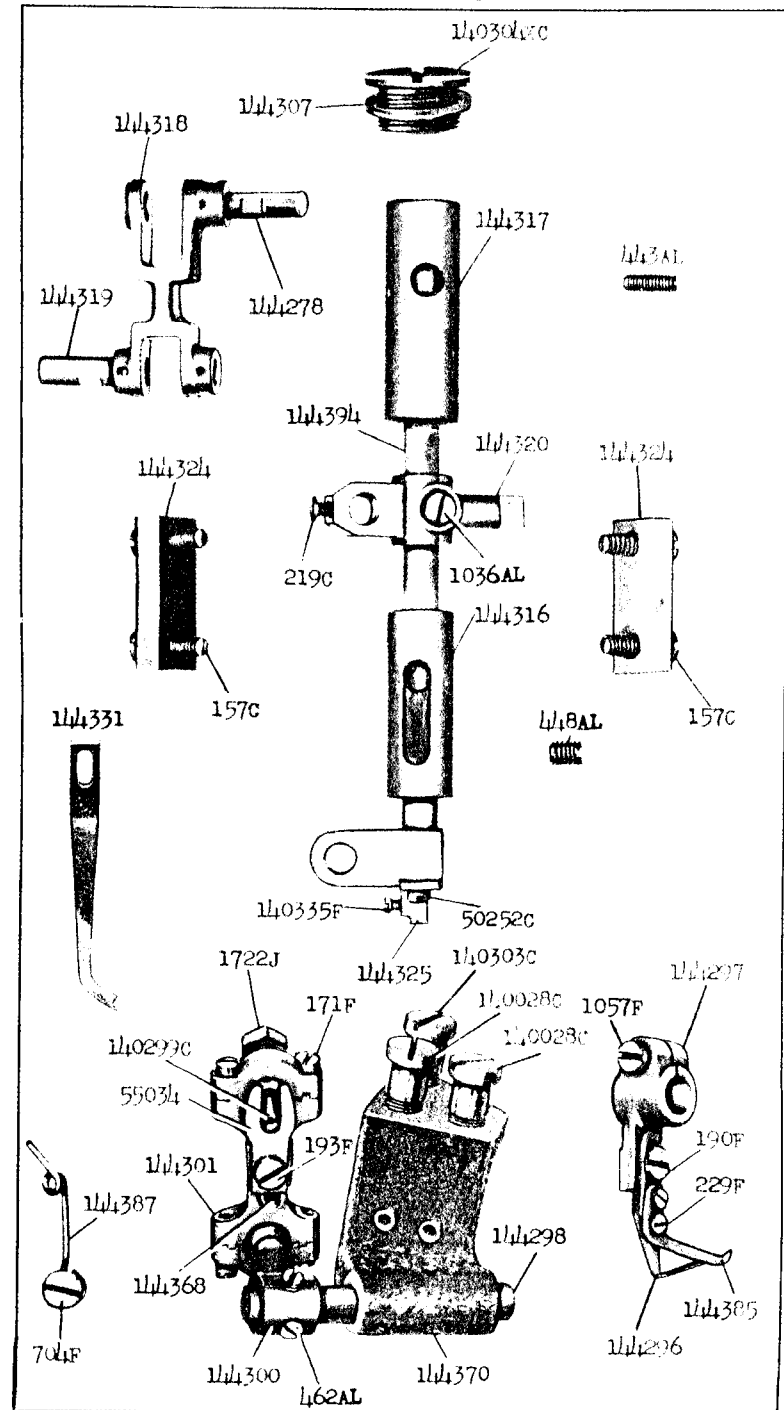
23716 - 1/2



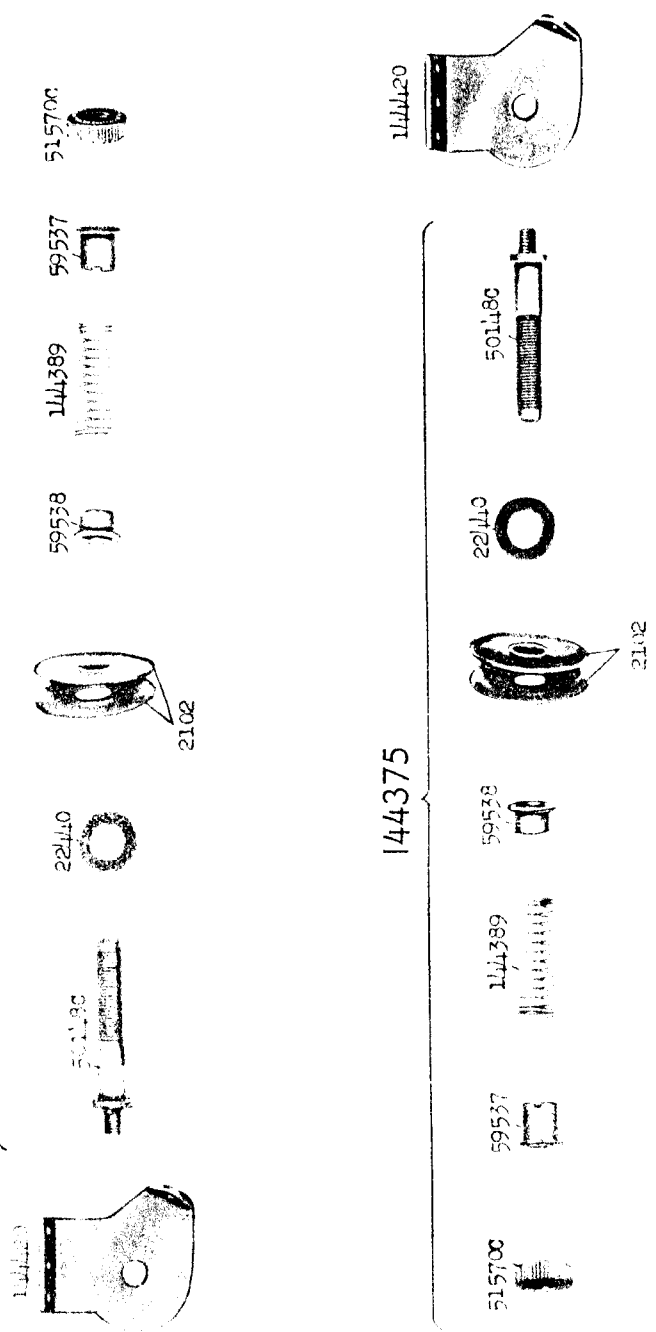
23717 - 1/2



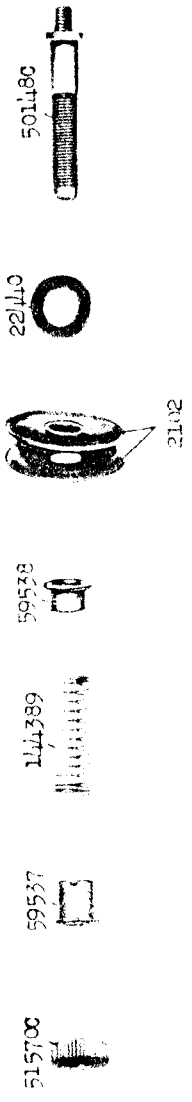
23718 - 2/3



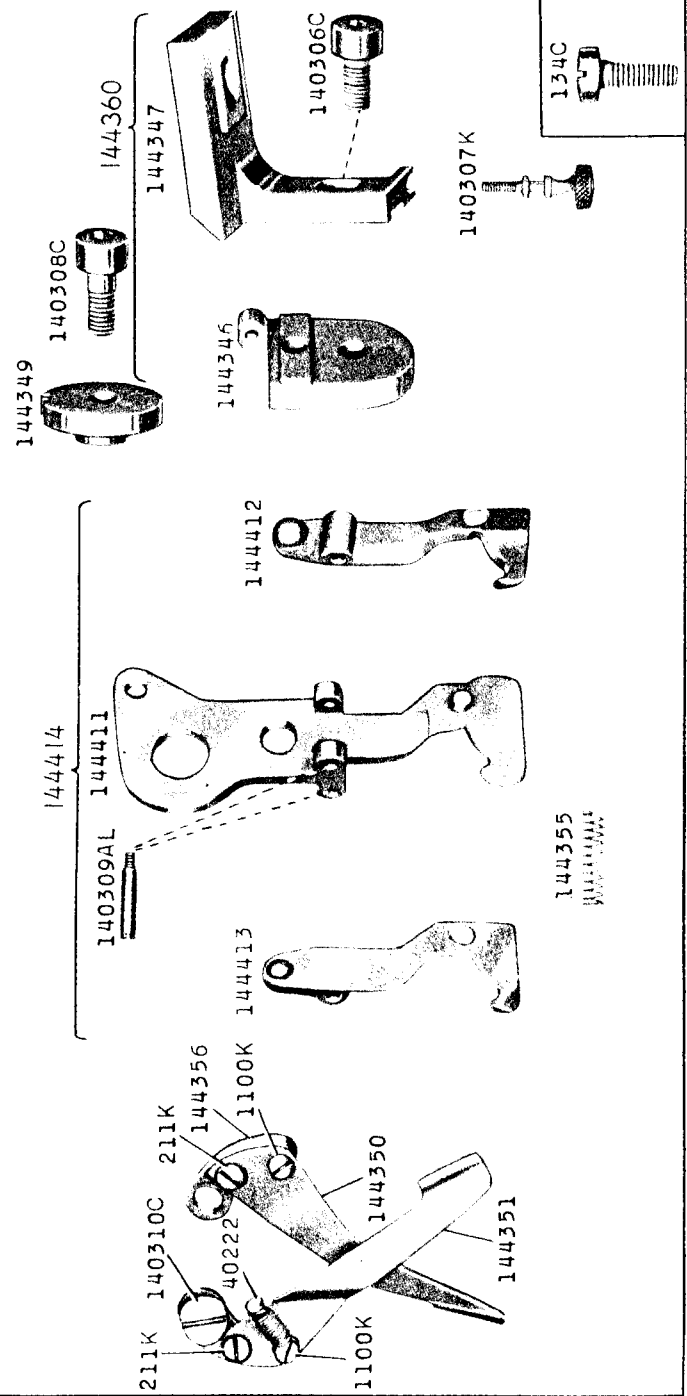
144375



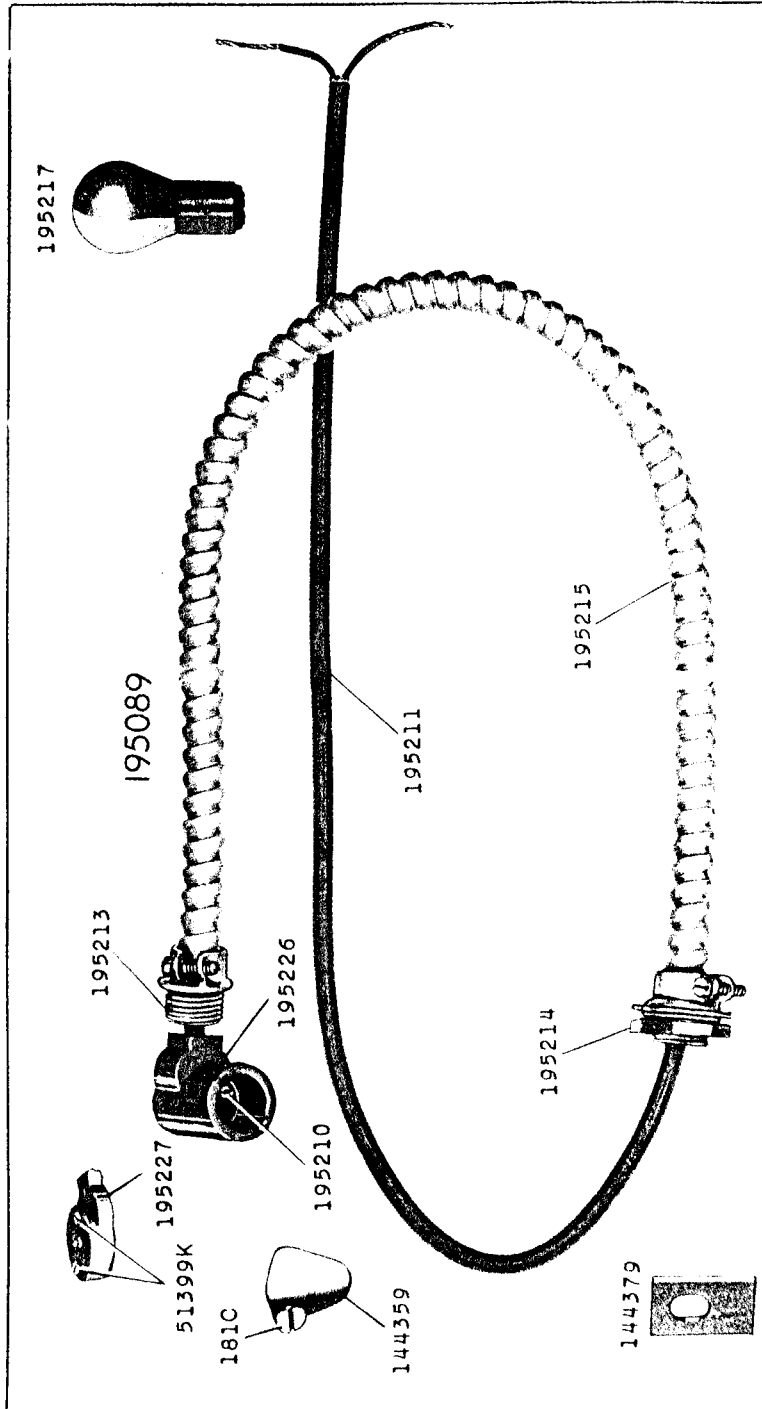
144375



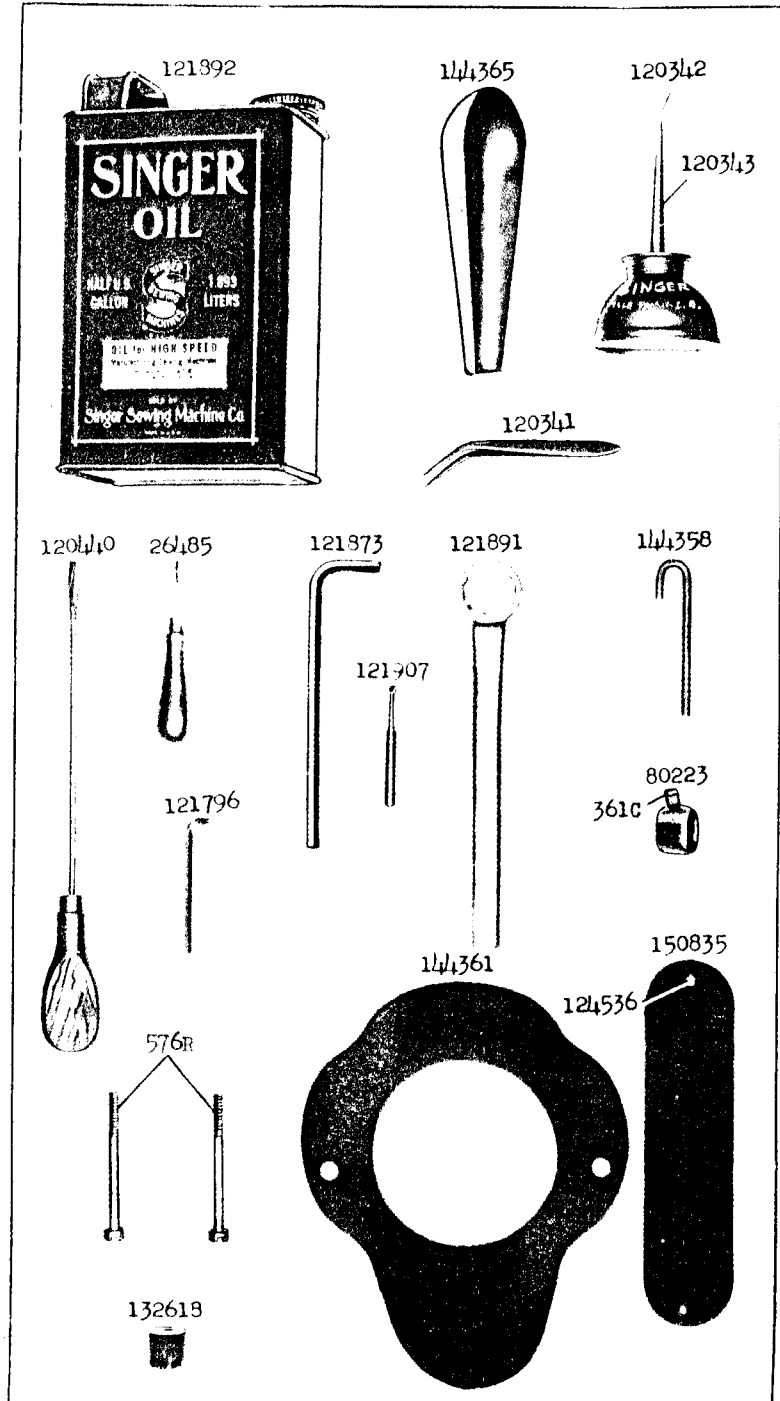
144415



23721 - 1/2



23722 - 1/4



23723 - 1/4


121959
121954



164J

121956

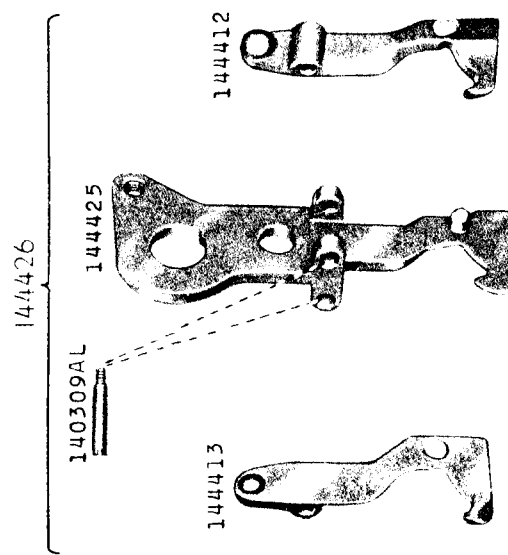
121958
1457AL



121957


144427

23724 - 2/3




144426

140309AL
144425

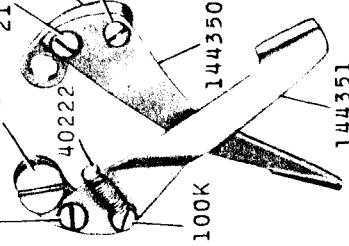


144412

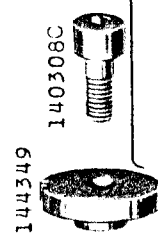


144425

211K 140310C 211K
40222 144356
1100K 144413



1100K 144350
144351



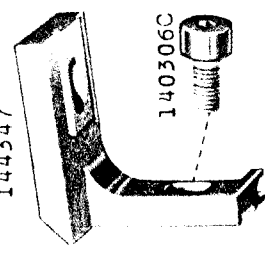
144349



140308C

144360

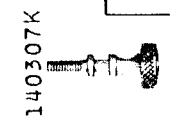
144347



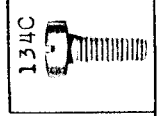
140306C



144346



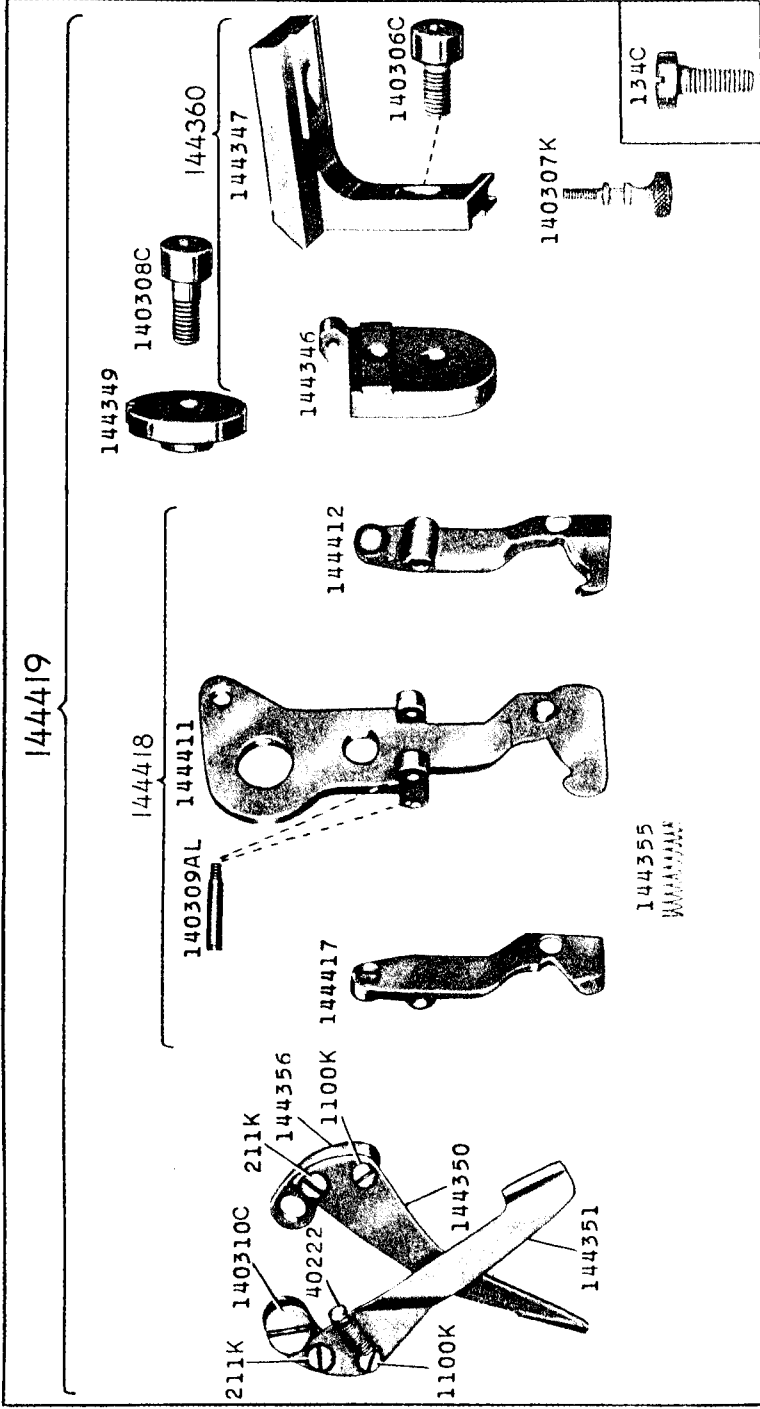
140307K



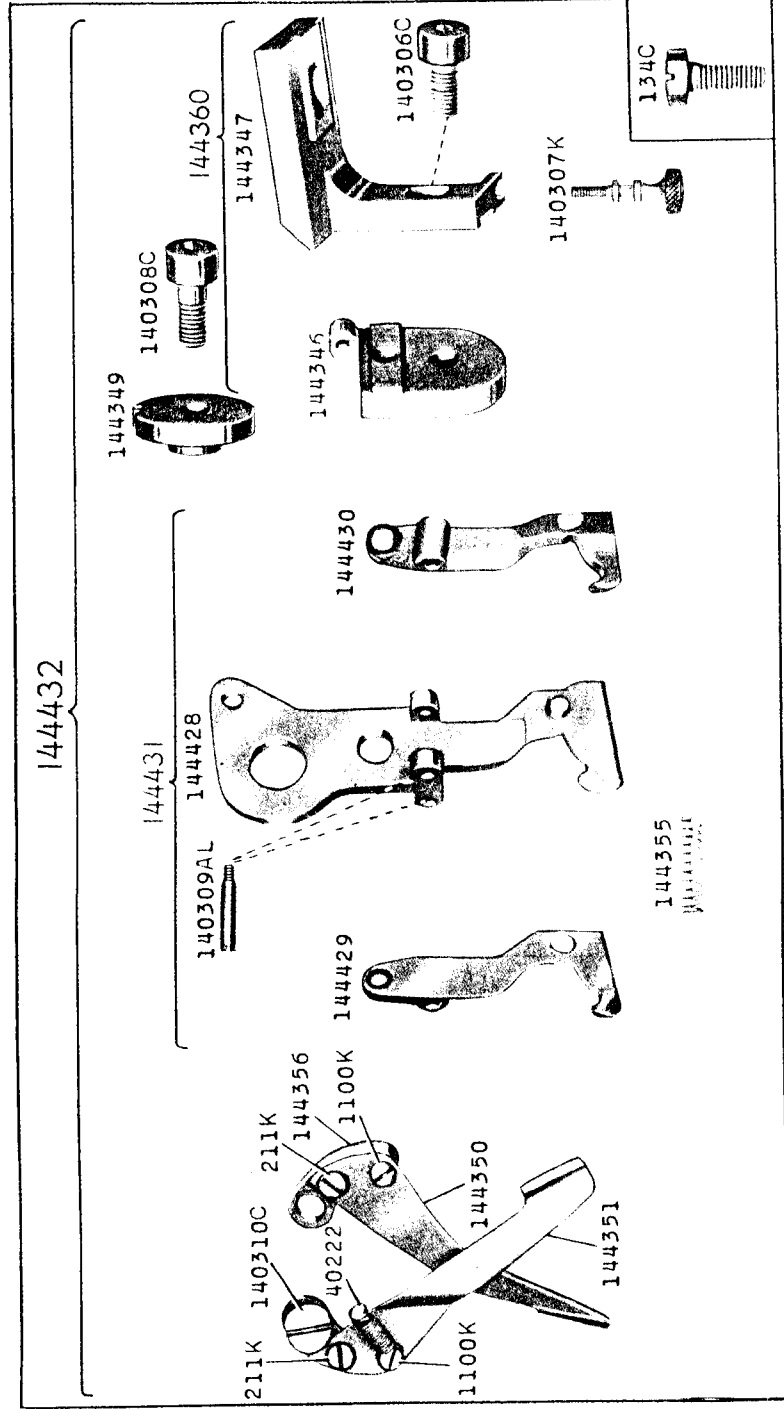
134C

144355
144351

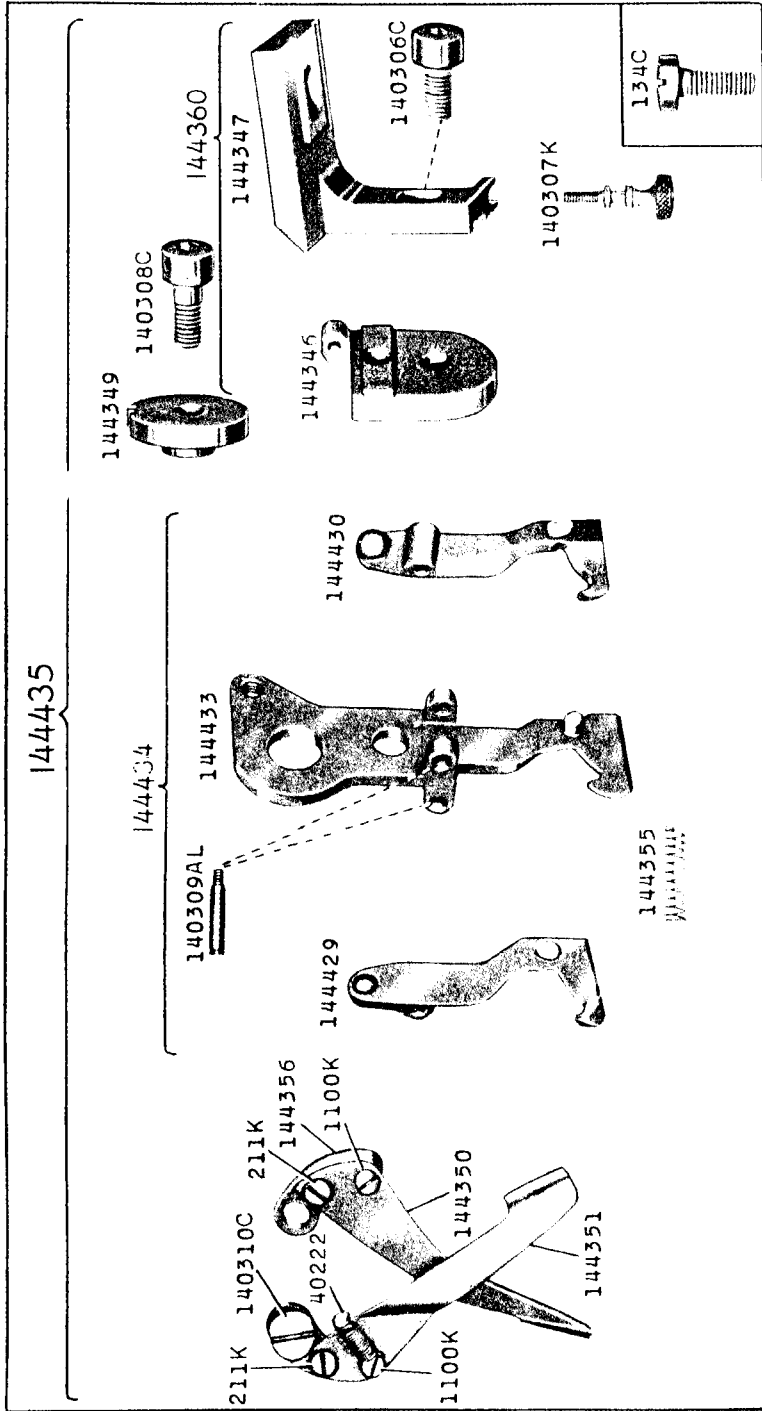
23725 - 2/3



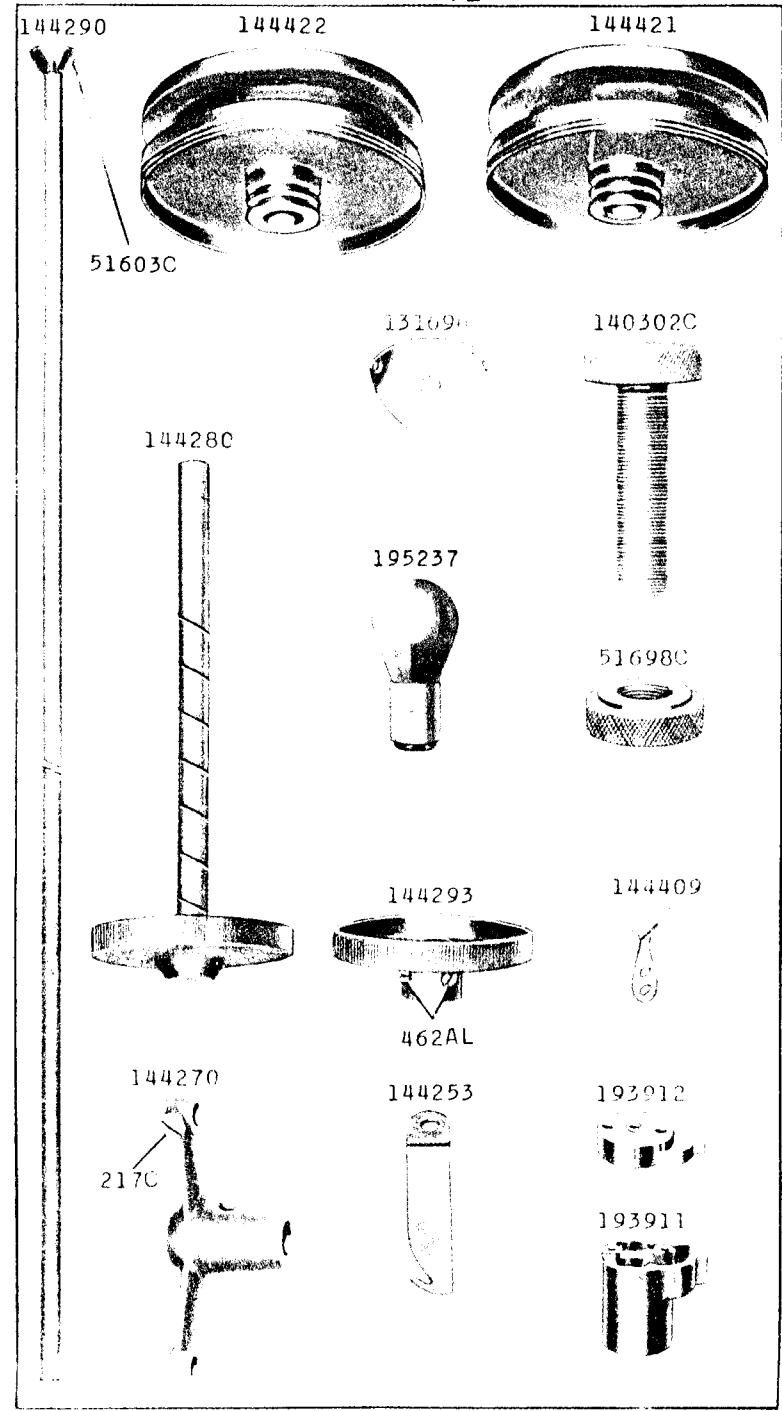
23726 - 2/3



23727 - 2/3



23728 - 1/2



23729 - 1/2

150452

4879

150961

126249

126250

4882

150451

56865

