

SINGER
246K14

ILLUSTRATED
LIST OF PARTS
FOR
No. 246K14 Machine



**A Trade Mark of THE SINGER MANUFACTURING COMPANY

INSTRUCTIONS FOR OILING

To ensure easy running and prevent unnecessary wear of the parts which are in movable contact, the machine requires oiling and when in continuous use, the oil gauge should be checked daily. The oil level should be maintained at the midpoint of the gauge.

To oil the machine, apply "TYPE A" OIL, sold only by Singer Sewing Machine Company, to the oil filler cup on top of the machine, as instructed in Form K6193.

CONTENTS

	Page
Accessories	17
Belt Guard (Adjustable)	17
Blind Stitch Hemming Attachment (flip-up type)	17
Blind Stitch Hemming Attachment (yielding type)	18
Blind Stitch Hemming Attachment (latch type)	19
Chip Chute	19
Machine Base	20
Machine No. 216K14	5
Numerical List of Parts	21
Set of Fittings, complete	16
Thread Unwinder...	20

INSTRUCTIONS FOR ORDERING

In ordering from this List, the prefix and affix letters with the part number MUST BE quoted exactly as they are shown in the first column.

A number always indicates the same part in whatever List it may appear, or for whatever machine.

The affix letters (where shown) indicate the style of finish, as follows:—

- A. Hardened, Polished, Nickel Plated and Buffed.
- B. Polished, Nickel Plated and Buffed.
- C. Hardened only.
- D. Polished only.
- E. Soft, Not Polished.
- F. Hardened and Polished.
- G. Bright Rumbled and Nickel Plated.
- H. Blued.
- J. Nickel Plated only.
- K. Hardened and Nickel Plated.
- L. Brass Plated.
- M. Oxidized.
- R. Phosphate Coating Formed on Surface of Iron or Steel.
- S. Cadmium Plated.
- T. Copper Plated.
- U. Zinc Plated.
- V. Silver Plated.
- W. Polished and Nickel Plated.
- X. Black Oxide for Iron and Steel.
- Y. Black Nickel Plated only.
- Z. Chromium Plated.
- A.A. Buffed and Chromium Plated.
- A.B. Hardened, Polished, Buffed and Chromium Plated.
- A.E. Hardened, Bright Rumbled and Nickel Plated.
- A.F. Hardened, Bright Rumbled, Nickel Plated, Bright Rumbled and Chromium Plated.
- A.G. Alumilite (Plain).
- A.H. Alumilite (Dyed). Colour must be stated.
- A.J. Polished, Nickel Plated and Chromium Plated.
- A.K. Hardened, Polished, Nickel Plated and Chromium Plated.
- A.L. Heat Treated for Toughness.
- A.L.D. Heat Treated for Toughness and Polished.
- A.L.X. Heat Treated for Toughness and Black Oxide.
- A.S. Black Moulded Phenolic.
- A.T. Beige Moulded Phenolic.
- A.U. Brown Moulded Phenolic.
- A.W. Hardened then Flame Coated with Tungsten Carbide.
- B.A. Chrome Nickel, Satin Finish.
- B.B. Hardened and Chrome Nickel, Satin Finish.
- C.R. Hardened and Phosphate Coating Formed on Surface of Steel.
- C.U. Hardened and Zinc Plated.
- F.J. Hardened, Polished and Nickel Plated.
- T.A. Hardened, Polished, Copper and Nickel Plated and Buffed.
- T.B. Copper and Nickel Plated and Polished.
- T.J. Copper and Nickel Plated only.
- T.K. Hardened, Copper and Nickel Plated.
- T.L. Copper and Brass Plated.
- T.M. Copper Plated and Oxidized.
- X.C. Hardened and Black Oxide for Iron and Steel.
- Z.A. Hardened, Polished, Nickel Plated, Buffed and Chromium Plated.
- Z.B. Polished, Nickel Plated. Buffed and Chromium Plated.
- Z.C. Hardened and Chromium Plated.
- Z.D. Polished and Chromium Plated.
- Z.G. Bright Rumbled, Nickel Plated. Bright Rumbled and Chromium Plated.
- Z.J. Nickel and Chromium Plated.
- Z.T. Copper and Chromium Plated.

Parts marked with an asterisk (*) are furnished only when the repairs are made at Factory.

PARTS COMPLETE

FOR

No. 246K14 MACHINE

For Trimming, Overedging and Blind Stitch Hemming or Welting Light and Medium Weight Fabrics. One Needle, One Looper, One Spreader. Two-Thread Overedge Stitch. Gathering Feed. Trimmer. Foot Lifter. Automatic Lubrication and Oil Cooling System.

No.	Plate	Name						
161347	2831	Chain Cutter
51362a1	2831	" " Screw (2)
161001	24869	Chip Guard
1209j	24869	" " Screw (lower)
140509j	24869	" " " (upper)
164518	24877	Cloth Guide
160748	24877	" " Bracket
208j	24877	" " " Screw
140061k	24877	" " Hinge Screw
164519		Cloth Guide (swing-out) complete, Nos. 140061k, 160748 and 164518						
164513	24869	Cloth Plate
164512	24869	" " Extension
51408j	24869	" " " Screw
1700j	24869	" " " Nut
931084	24869	" " " " " Lock Washer
161205	24869	" " Lock Spring
1700j	24869	" " " " Nut
931084	24869	" " " " " Lock Washer
1250a1	24869	" " " " Screw Stud
161104	24869	" " Plunger
161105	24869	" " " Spring
624a1	24869	" " " Set Screw
164106	24869	" " Position Collar with two 624a1
624a1	24869	" " " " Set Screw
164514	24869	Cloth Plate with Extension, complete, Nos. 164205, 164512, 164513, two each 1700j, 51408j and 931084						
164003	24827	Feed Bar Hinge Pin (eccentric)
1389c	24827	" " " " Set Screw
164004	24827	" " Slide Block (back)
1628c	24827	" " " " (") Nut
17022	24827	" " " " (") " Washer

No.	Plate	Name
164005	24827	Feed Bar Slide Block (front)
164687	24827	" (back) Bar with 164010
164017	24827	" (") " Connection
164008	24827	" (") " " Bearing
164009	24827	" (") " " Hinge Screw Stud
1671c	24827	" (") " " " " " Nut
164010	24827	" (") " " " " " Position Pin
164495	24873	" (") Dog Section (left)
164243	24873	" (") " " (right)
1100al	24873	" (") " " (") Screw
164496	24873	Feed (back) Dog, complete, Nos. 1100al, 164243 and 164495
1454f	24873	Feed (back) Dog Screw
164020	24827	" (") Eccentric

NOTE.—Feed (back) Eccentric No. 164020 is furnished in 6 to 16, 18, 20, 22, 24, 28, 32 and 36 stitches to the inch, unless otherwise stated No. 164020 (14 stitches to the inch) is supplied regularly.

164006	24827	Feed (front) Bar with 164010
164007	24827	" (") " Connection
164018	24827	" (") " " Bearing
164009	24827	" (") " " Hinge Screw Stud
1671c	24827	" (") " " " " " Nut
164010	24827	" (") " " " " " Position Pin
164208	—	Feed (back) and (front) Bars, complete, Nos. 164005 to 164008, 164017, 164018, 164687, two each 1671c, 164004 and 164009
164497	24873	Feed (front) Dog
1454f	24873	" (") " Screw
164020	24827	" (") Eccentric

NOTE.—Feed (front) Eccentric No. 164020 is furnished in 6 to 16, 18, 20, 22, 24, 28, 32 and 36 stitches to the inch, unless otherwise stated No. 164020 (14 stitches to the inch) is supplied regularly.

164520	24827	Feed Eccentric Cover
164705	164300 24827	" " " Bracket with 164023
157c	24827	" " " " Screw
629k	24827	" " " Hinge Screw...
164401	24827	" " " Latch Spring
227j	24827	" " " " " Screw
164023	24827	" " Oil Wick
164706	164521 24827	" " Cover, complete, for use with eccentrics of 4 stitches and above Nos. 629k, 164300, 164401, 164520 and two 164705 227j
164025	24812	Feed Lifting and Knife (movable) Eccentric...
164455	2831	Finger Guard
164456	2831	" " Adaptor
1259al	24829	" " " Screw
1423j	2831	" " " Screw
164704		Feed Eccentric Cover Bracket

No.	Plate	Name
550164026	2831	Knife (movable) (2)
164027	2831	" (") Clamp
140050c	2831	" (") " Screw
164028	2831	" (") Guard (lower)
164458	2831	" (") " (upper)
164029	2831	" (") Holder
198j	2831	" (") " Screw
164030	2831	" (") " " Bearing
164714	2831	" (") Lever with 620al
164715	—	" (") " 164714 with 132583, 164035, 164136 and 164153
164032	2831	" (") " Bearing
447al	2831	" (") " " Set Screw (long)
624al	2831	" (") " " " " (short)
164373	24829	" (") " Cover and Presser Bar (upright) Housing with 1259al
50073j	24829	" (") " " " " " (upright) Housing with 1259al
164374	—	" (") " Cover and Presser Bar (upright) Housing complete, Nos. 50060k, 164137 to 164139, 164142 to 164144, 164194 and 164373
164180	2831	Knife (movable) Lever Guide
164181	2831	" (") " " Holder with two 140239al
164210	2831	" (") " " " 164181 with 197j, 164177, 164180 and 164182
140239al	2831	" (") " " " Set Screw
164182	2831	" (") " " " Thread Tube
447al	2831	" (") " " " " Set Screw
197j	2831	" (") " " " Screw
132583	2831	" (") " Hinge Pin with 132584
132584	2831	" (") " " " Oil Wick
620al	2831	" (") " " " Set Screw
164034	2831	" (") " " Stud
164035	—	" (") " " " 164034 with 164036 and 164269
164036	2831	" (") " " " Oil Wick (long)
164269	—	" (") " " " " (short)
447al	2831	" (") " " " Set Screw (back)
1143al	2831	" (") " " " " (top)
164233	2831	" (stationary) (2)
164554	2831	" (") Clamping Stud
164523	2831	" (") " " Nut
164524	2831	" (") Holder
164590	2831	" (") " Adjusting Stud
190e	2831	" (") " " Cap Screw
39541	2831	" (") " " " Washer

No.	Plate	Name
164042	2831	Knife (stationary) Holder Sleeve ...
140088c	2831	" (") " " Screw ...
164043	2831	" (") " Spring ...
164525	2831	" (") " " Stud ...
164462	2831	Lint Stripper with 735al ...
735al	2831	" " Screw ...
164045	2830	Looper ...
164046	2830	" Carrier with 460al, 50379f and 164202 ...
164660	2830	" " Holder with 1083c, 140396al and 140596al ...
164661	-	" " " 164660 with 1324c, 59456 and 164046 ...
1083c	2830	" " " Clamping Screw ...
140596al	2830	" " " Set Screw (left) ...
140393al	2830	" " " " " (right) ...
1324c	2830	" " Screw ...
460al	2830	" " " Set Screw ...
59456	2830	" " " Washer ...
164048	2830	" Driving Shaft ...
164049	2830	" " " Bushing (back) ...
140394c	2830	" " " " (") Cap Screw ...
164293	2830	" " " " (") " Washer (fibre) ...
164737	2830	" " " " (front) ...
164051	2830	" " " Crank with 1083c ...
1083c	2830	" " " Clamping Screw ...
164052	24812	" " " Connection with two each 171al and 140159al ...
164215	-	" " " 164051 with 164052 ...
171al	24812	" " " Connection Cap (lower) Screw ...
140159al	24812	" " " " (upper) Screw ...
164067	2830	" " " Key ...
1324c	2830	" " " " Screw ...
45057	2830	" " " " Washer ...
161053	2830	" " " Thrust Bearing ...
164739	2830	" " " Oil Ring (rubber) ...
164740	2830	" " " Spacer ...
50379f	2830	" Set Screw ...
161202	2830	" Stop Pin... ...
164349	-	" Thread Tube ...
853al	24877	" " " Set Screw ...
*164072	-	Machine Frame ...
*164526	-	Machine Frame, complete, Nos. 140396e, 164072, 164077, 164528 and three 140395c ...
164074	24813	Machine Frame Bottom Cover ...
164075	24813	" " " Gasket ...
914c	24813	" " " Screw (13) ...
*164527	-	" " Bracket ...
*164528	-	" " " 164527 with 164207 and two 187e ...

No.	Plate	Name
164207	24871	Machine Frame Bracket Key ...
187e	24871	" " " " Screw ...
140396e	24871	" " " Screw (large) ...
164077	24871	" " " " (") Washer (fibre) ...
164229	24871	" " " " (") " (felt) ...
140395c	24871	" " " " (small) ...
164515	24813	" " Cover (back) ...
50571j	24813	" " " (") Screw (long) (2) ...
914j	24813	" " " (") " (short) ...
164516	24813	" " " (") 164515 with 1637k and 140228c ...
164081	24871	" " Oil Lead ...
140088c	24871	" " " " Screw ...
1698j	24871	" " " " Nut ...
164082	24871	" " " Plug Bracket ...
1036al	24871	" " " " Set Screw ...
164083	24871	" " " Screen ...
206j	24871	" " " " Screw ...
609-141003	24877	" " " Splash Guard (internal) ...
164605	24871	" " " " (") Oil Pad ...
164606	24871	" " " " (") " " Fastener ...
609-141004	24877	Machine Frame Oil Splash Guard (internal) complete, Nos. 164605 , 164605 and 164606 ...
164085	24829	Machine Frame Oil Splash Guard (top) ...
51023w	24829	" " " " (") Screw (2) ...
164722	24871	" " " Tube with 164602 ...
147al	24871	" " " " Set Screw ...
164602	24871	" " " Wick ...
164089	24812	" " Rotary Shaft ...
164090	-	" " " 164089 with 164097, 164215, 164216, 164217, two each 164093 and 164232 ...
139026	24812	Machine Frame Rotary Shaft Ball Bearing ...
164092	24812	" " " " Housing ...
51369c	24812	" " " " " Screw (3) ...
164093	24812	" " " " Sleeve (two pieces) ...
164232	24812	" " " " Guide ...
164600	24812	" " " Bushing (front) ...
1036al	24812	" " " " (") Set Screw ...
164095	24812	" " " " (intermediate) ...
51332c	24812	" " " " (") Set Screw ...
164096	24812	" " " Counterbalance with 1036al ...
1036al	24812	" " " " Set Screw ...
164097	24812	" " " Key ...
51649c	24812	" " " Nut ...
131056	24812	" " " Washer ...
164098	24812	" " " Oil and Ball Bearing Grease Retainer ...

No.	Plate	Name
164099	24812	Machine Frame Rotary Shaft Screw Stud
164100	24812	" " " " Thrust Bearing
164101	24872	" " Top Cover
164214	—	" " " " 164101 with 330j, 164103 and two 164118
164102	24872	" " " " Gasket
164103	24872	" " " " Oil Lead
330j	24872	" " " " " " Screw
51369j	24872	" " " " " " Screw (3)
164231	24812	" Pulley (round and "V" belt) with two H8a1
164071	24812	" " Cap
140116x	24812	" " " " Screw
148a1	24812	" " " " Set Screw
164109	24829	Needle Clamp
51720c	24829	" Clamping Nut
164110	24829	" Driving Shaft with 164118
164275	—	" " " " 164110 with 51720c, 164109 and 164117
164111	24829	" " " " Bushing
164112	24829	" " " " Cap
164113	24829	" " " " Oil Lead
452a1	24829	" " " " " " Hole Plug Screw
164114	24829	" " " " Crank with 1083c and two 140596a1
164115	24829	" " " " Ball
1083c	2830	" " " " Clamping Screw
164217	24812	" " " " Connection with 164115
157a1	24812	" " " " " " Cap (lower) Screw (2)
171a1	24812	" " " " " " " (upper) Screw (2)
140596a1	24829	" " " " Set Screw
164117	24829	" Holder
164118	24829	" Stop Pin
164119	24812	Oil Agitator
164120	24871	" Cooler with two 164125
164121	24871	" " Cover
164123	24871	" " " " 164121 with 164135
164122	24871	" " " " Gasket
145j	24871	" " " " Screw
164124	24871	" " Gasket
164125	24871	" " Oil Pipe
164126	24871	" " " " Tube with 138269 and 164128
164127	24871	" " " " Coupling
51630	24871	" " " " Lock Nut
138269	24871	" " " " Sleeve
164128	24871	" " " " Wick
51139j	24871	" " Screw (long) (2)
1324j	24871	" " " " (short)
164135	24871	" Cup for filling machine

151X5

Needle, size 11

No.	Plate	Name
164607	2831	Oil Deflector
164131	24871	" Sight Gauge Background Disc
164132	24871	" " " " " " Gasket
164133	24871	" " " " Window
164132	24871	" " " " " " Gasket
164134	24871	" " " " " " Retainer
164132	24871	" " " " " " Gasket
1485j	24871	" " " " " " Screw (2)
164136	2831	Presser Bar Bracket
164137	24829	" " Lifting Bracket with 462a1, 624a1 and 51846
51846	24829	" " " " " " Roller and Stud
624a1	24829	" " " " " " Set Screw (long)
462a1	24829	" " " " " " " " (short)
164138	24829	" " " " Lever
164139	24829	" " " " " " Spring
140228c	24813	" " " " " " Stop Screw
1637k	24813	" " " " " " " " Nut
164350	2831	" " (swing-out)
164141	2831	" " (") Lifting Screw Stud
1700j	2831	" " (") " " " Nut
164142	24829	" " (") Opening Lever
50060k	24829	" " (") " " Hinge Screw
140510c	2831	" " (") Pivot Screw
164351	2831	" " (") " " Lock Washer
51362a1	2831	" " (") " " " " Screw
164143	24829	" " (upright)
164144	24829	" " (") Spring
164146	—	" " (") " (heavy)
NOTE. No. 161111 is supplied with machine.		
*164352	—	Presser Foot Body (back)
*164508	—	" " " " (front)
164509	24873	" " " " (hinged) Nos. 164352, 164355 and 164508
164355	—	" " " " Hinge Pin
164356	24873	" " Chaining-off Finger
164147	24873	" " Clamping Plate
50225j	24873	" " " " Screw
164511	24873	Presser Foot (hinged) complete, Nos. 164147, 164356, 164509, 164510 and two 50225j
164517	24871	Presser Foot Hemming Guide for $\frac{1}{4}$ in., $\frac{3}{8}$ in., $\frac{1}{2}$ in., $\frac{5}{8}$ in., $\frac{3}{4}$ in., $\frac{7}{8}$ in., 1 in., $1\frac{1}{8}$ in., $1\frac{1}{4}$ in., $1\frac{3}{8}$ in., and $1\frac{1}{2}$ in. gauges
NOTE. When ordering No. 164517 gauge required must be stated. Unless otherwise specified No. 164517 will be furnished in $\frac{3}{4}$ in. gauge.		
164510	24873	Presser Foot Hemming Guide Clamping Washer
164194	24829	Pressure Regulating Thumb Screw
164252	2830	Spreader
164056	2830	" Carrier with 50370e

No.	Plate	Name
164742	2830	Spreader Carrier Connection
164596	2830	" " " Guide Bar Oil Pad
168215	"	" " " " " Wick
51015c	2830	" " " " " Plug Screw
164597	2830	" " " " " Bracket with two 462al
914c	2830	" " " " " Screw (left) ...
1057al	2830	" " " " " " " " (right) ...
462al	2830	" " " " " Set Screw
164061	2830	" " " " " Hinge Stud with 1019al ...
1443j	2830	" " " " " Cap Screw
164397	2830	" " " " " Adjusting Pin
1019al	2830	" " " " " " " " Set Screw
132565	2830	" " " " " Hinge Pin
50370e	2830	" " " " " Set Screw
164062	2830	" " " " " Driving Lever with 1083c and two 140596al
1083c	2830	" " " " " Clamping Screw
164598	—	" " " " " 164062 with 1443j, 1700j, 132565, 164056, 164061, 164068, 164397, 164597 and 164712 ...
140596al	2830	Spreader Driving Lever Set Screw
164063	2830	" " " " " Shaft
164049	2830	" " " " " Bushing (back)
140394c	2830	" " " " " (") Cap Screw
164293	2830	" " " " " (") " " Washer (fibre)
164738	2830	" " " " " (front)
164066	2830	" " " " " Crank with 1083c
1083c	24829	" " " " " Clamping Screw
164052	24812	" " " " " Connection with two each 171al and 140159al
164216	-	" " " " " 164066 with 164052
171al	24812	" " " " " Connection Cap (lower) Screw ...
140159al	24812	" " " " " " " (upper) Screw ...
164067	2830	" " " " " Key
1324c	2830	" " " " " " " Screw
45057	2830	" " " " " " " " Washer
164053	2830	" " " " " Thrust Bearing
164739	2830	" " " " " Oil Ring (rubber)
164740	2830	" " " " " " " Spacer
164068	2830	" " " " " Locking Screw Stud
1700j	2830	" " " " " Nut
164219	2830	" " " " " Position Collar with 904e
904e	2830	" " " " " Set Screw
2102	24872	Tension (heavy) Disc
164155	24872	" (") Regulating Thumb Nut
50133c	24872	" (") Screw Stud

No.	Plate	Name
164156		Tension (heavy) Screw Stud 50133c with 164155
164161	24872	" (") Spring
59537	24872	" (") " Bushing
164158	24872	" (") " Cover
164162	24872	Tension (heavy) complete, Nos. 59537, 164156, 164158, 164161 and two 2102
2102	24872	Tension (light) Disc
164155	24872	" (") Regulating Thumb Nut
50133c	24872	" (") Screw Stud
164156	"	" (") " " 50133c with 164155
164157	24872	" (") Spring
59537	24872	" (") " Bushing
164158	24872	" (") " Cover
164160	24872	Tension (light) complete, Nos. 59537, 164156, 164157, 164158 and two 2102 (2)
164285	24872	Tension (looper thread) Thread Guide (left)
164286	24872	" (" ") " " (right)
164159	24872	" (needle thread) Thread Guide
164418	24872	" Thread Eyelet
164167	24761	Thread (looper) Plate with 624al
164168	24761	" (") " Cover
164206	"	" (") " " 164168 with 164169 and 164170 ...
164169	24761	" (") " " Hinge
164170	24761	" (") " " " Pin
164171	24761	" (") " " " Spring
332j	24761	" (") " " " Screw
896al	24761	" (") " " Screw (2)
164173	24761	" (") " Thread Bushing
50318w	24761	" (") " " " Screw
164174	"	Thread (looper) Plate, complete, Nos. 1423j, 1443j, 1607j, 50318w, 164163 to 164167, 164173, 164206, two each 332j and 164171 ...
164091	2830	Thread (looper) Stripper and Take-up with 164555
164163	24761	" (") " " " " Eyelet (adjustable) ...
1443j	24761	" (") " " " " " (") Screw
164555	"	" (") " " " " Guide Wire
487c	2830	" (") " " " " Screw
17022	2830	" (") " " " " Washer
164175	2830	" (") Take up
164176	2830	" (") " Plate
190e	2830	" (") " " Screw (lower)
1443j	2830	" (") " " " (upper)
164161	24761	" (") Thread Eyelet (movable)
1423j	24761	" (") " " " Screw
164165	24761	" (") " " (stationary)
1607j	24761	" (") " " " (") Nut

No.	Plate	Name
164166	24761	Thread (looper) Tube
624al	24761	" (") " Set Screw
164381	2831	" (needle) Controller
164153	2831	" (") " Lever
1443j	2831	" (") " Screw (2)
164177	2831	" Eyelet (needle thread)
140239al	2831	" " (" ") Set Screw
164358	24873	Throat Plate
164591	—	" " Guide with 853al
1454e	—	" " " Screw
1094f	24873	" " Screw (2)

SET OF FITTINGS, COMPLETE No. 164539

**For Light and Medium Weight Sweater Materials
For Two-thread Blind Hem Stitch
(Wire Hemming Fittings)**

NOTE:— This machine is regularly fitted with Set No. 164539 unless other Fittings are specified on order.

No.	Plate	Name
161347	2831	Chain Cutter
51362al	2831	" " Screw (2)
164519	—	Cloth Guide (swing-out) complete (for details see page 5)
160746	24877	Edge Guide (floating)
160395	—	" " (") Spring
904al	24877	" " (") " Screw
220j	24877	" " (") " Lock Screw
160747	24877	" " (fixed)
240j	24877	" " (") Screw
50589k	24877	" " Adjusting Screw
160398	24877	" " Bracket with 220j and 904al
160399	24877	" " Support and Throat Plate Guide with 853al
1454e	—	" " " " " " " Screw
160749	24877	Edge Guide (floating) complete, Nos. 208j, 240j, 50589k, 160395, 160398, 160399, 160746, 160747 and 164519
164496	24874	Feed (back) Dog, complete (for details see page 6)
164497	24874	Feed (front) Dog
4550-101020	24874	Knife (movable)
164350	24874	Presser Bar (swing-out)
164511	24874	Presser Foot (hinged) complete (for details see page 11)
164517	24874	" " Hemming Guide
164510	24874	" " " " Clamping Washer
164252	24874	Spreader
164091	24874	Thread (looper) Stripper and Take-up with 164555
164175	24874	" (") Take-up
164381	24874	" (needle) Controller
164358	24874	Throat Plate
164539	24874	Set of Fittings, complete, Nos. 160749, 164020 ¹⁶⁴⁵⁵⁰ , 164091, 164175, 164252, 164347, 164350, 164358, 164381, 164496, 164497, 164511 and 164517

ACCESSORIES

No.	Plate	Name
164203	2760	Feed Eccentric Extractor (not regularly furnished with machine)
164592	2760	Gauge (not regularly furnished with machine)
151 × 5		Needles, size 11 (6)
120342	2760	Oiler
164198	2760	Presser Bar Lifting Chain Spring (under table)
85318	2760	Screw Driver
164196	2760	Threader (6)
		Tin of Oil, Grade "A" (1 Pint)
164204	2760	Tweezers
164197	2760	Wrench (socket)
8909	2760	" (flat)

BELT GUARD (adjustable)

No.	Plate	Name
164183	24866	Belt Guard
164199	24866	" " Bracket (back)
164200	24866	" " " (front)
51326j	24866	" " Screw
164201	24866	Belt Guard (adjustable) complete, Nos. 164183, 164199, 164200, two each 51326j and wood screws $\frac{3}{4}$ in. No. 7 F.H.

Blind Stitch Hemming Attachment (flip-up type)

Complete, No. 160381 For General Work

No.	Plate	Name
160376	24877	Folder
160377	24877	" Hinge
160378	24877	" " Bracket with 904al
59480	24877	" " Pin
904al	24877	" " " Set Screw
160574		Folder Holder, complete, Nos. 335j, 1628K, 59480, 160377, 160378, 160379 and 160380
160379	24877	Folder Screw Stud
1628k	24877	" " " Nut
160380	24877	" Stop Plate
335j	24877	" " " Screw
160381	24877	Blind Stitch Hemming Attachment, complete, Nos. 160376 and 160574

Blind Stitch Hemming Attachment (yielding type)

Complete, No. 160384 For Tubular Work

No.	Plate	Name
160385	24877	Folder
160383	24877	" Bracket
160575		Folder Holder, complete, Nos. 3146, 50388j and 160383
50388j	24877	Folder Screw
3146	24877	" " Washer
160384	24877	Blind Stitch Hemming Attachment, complete, Nos. 160385 and 160575

Blind Stitch Hemming Attachment (latch type)

Complete, No. 160392 For Open End Work

No.	Plate	Name
160382	2849	Folder
160386	2849	" Hinge
160387	2849	" " Bracket with 468c
59480	2849	" " Pin
468c	2849	" " " Set Screw
160388	2849	" " Plunger
160389	2849	" " " Spring
160576		Folder Holder, complete, Nos. 202j, 973j, 1772c, 3146, 50388j, 59480, 160386, 160387, 160388, 160390, 160391 and three 160389
160390	2849	Folder Latch
160391	2849	" " Guide Bracket
202j	2849	" " " " Screw
973j	2849	" " Hinge Screw
1772c	2849	" " " " Nut
160389	2849	" " " Spring (2)
50388j	2849	" Screw
3146	2849	" " Washer
160392	2849	Blind Stitch Hemming Attachment, complete, Nos. 160382 and 160576

Blind Stitch Hemming Attachment Support, complete

No.	Plate	Name
164234	24877	Adjusting Slide (cylindrical)
164235	24877	Hinge Bracket
140458c	24877	" " Thumb Screw
164236	24877	Support
140456c	24877	" Adjusting Thumb Screw
140457j	24877	" " " Locking Screw
164238	24877	" Cap
164237	24877	Blind Stitch Hemming Attachment Support, complete, Nos. 140456k, 140457j, 140458c, 164234 to 164236 and 164238 ...

CHIP CHUTE

(supplied only when specified on order)

No.	Plate	Name
168198	24866	Chip Chute with four wood screws $\frac{3}{8}$ in. No. 6 R.H. blacked ...

FOOT LIFTER PARTS

No.	Plate	Name
6439	24866	Chain, 36 in. to 45 in. with 56864 and 56865

NOTE.—When ordering No. 6439, give length required.

4879	24866	Chain Connecting Link
56864	24866	" Hook (large)
56865	24866	" " (small)
4881	24866	Treadle
4882	24866	" Shaft
4883	—	" Spring
4884	24866	" Stand
4885	24866	Treadle, complete, Nos. 4879, 4881 to 4884 and two wood screws 1 in. No. 16 F.H.

NOTE.—The stands recommended for machines of Class 216K include a suitable treadle. If machine is fitted on a stand or other equipment which does not include a foot lifter treadle, orders should state that No. 4885 is to be supplied and it will be furnished without extra charge.

MACHINE BASE


No.	Plate	Name
164184	24866	Machine Base with two each wood screws $\frac{3}{8}$ in. No. 8 R.H. and 1 $\frac{1}{2}$ in. No. 6 F.H.
164188	24866	Machine Cushion (large) (2)
164189	24866	" " (small) (2)
164190	24866	" Pad (felt)
140418c	24812	" Screw Stud (back)
657c	24812	" " " (front)

THREAD UNWINDER No. 151031

For Three Spools

No.	Plate	Name
228692	—	Spool Pin
201528x	—	" " Nut
359243	—	" " Washer
151023	24764	" Rest with 858al, three each 201528x, 298692 and 359243
150203	24764	" " Cushion (felt)
858al	24764	" " Hub Set Screw
151024	24764	" " Rod
1122c	24764	" " " Set Screw
151025	24764	" " Stand with two 1122c and three wood screws 1 in. No. 12 F.H.
151026	24764	Thread Guide (lower)
50311c	24764	" " (") Holder Set Screw
151027	24764	" " (") Support with 50311c
151028	24764	" " (upper)
151029	24764	" " (") Holder with four 453al
151030	24764	" " Rod
453al	24764	" " " Set Screw
453al	24764	" " " Set Screw (3)
151031	24764	Thread Unwinder, complete, Nos. 151023 to 151027, 151029, 151030, two 151028 and three 150203

85318



164197



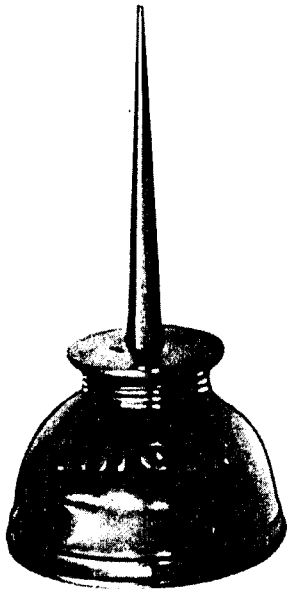
8909



164196 164198



120342




164592

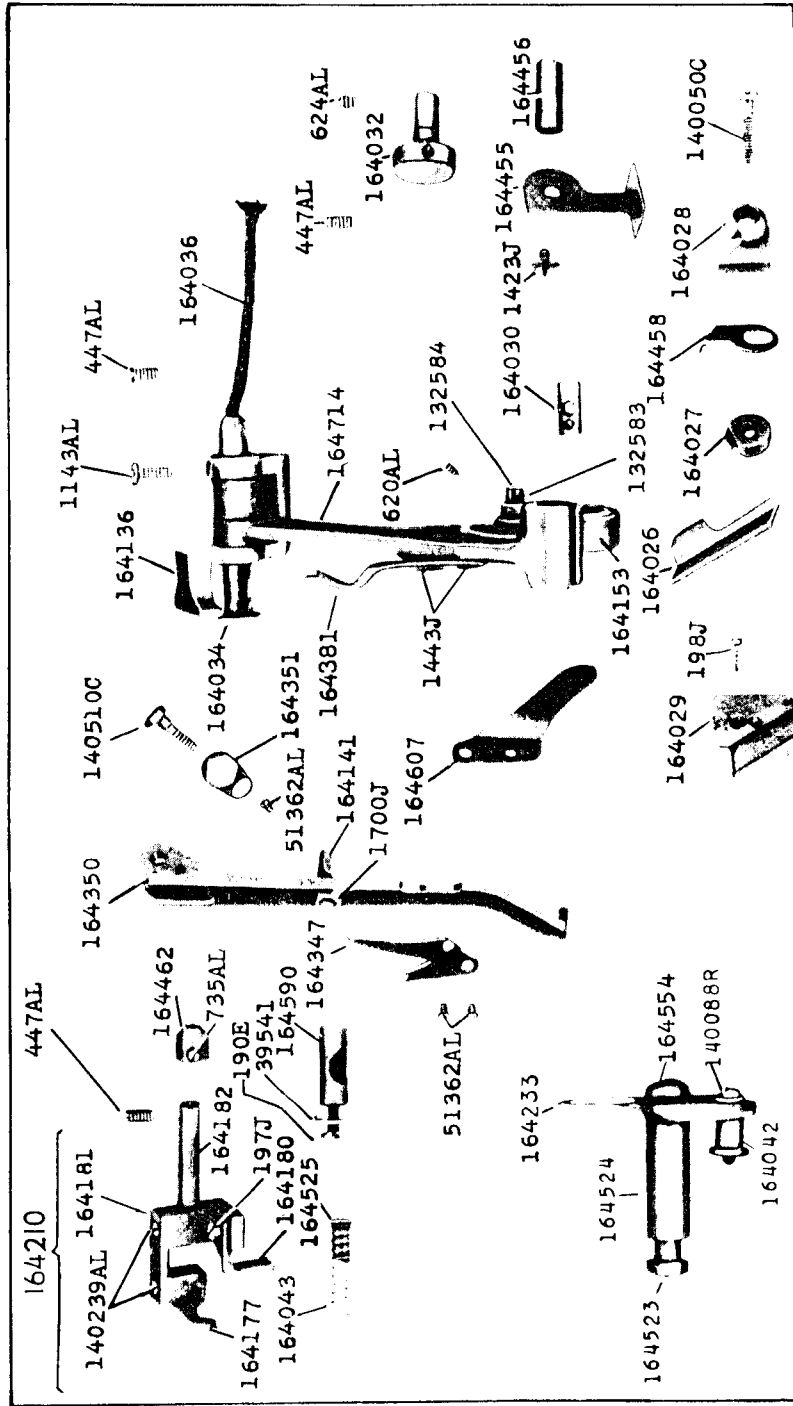
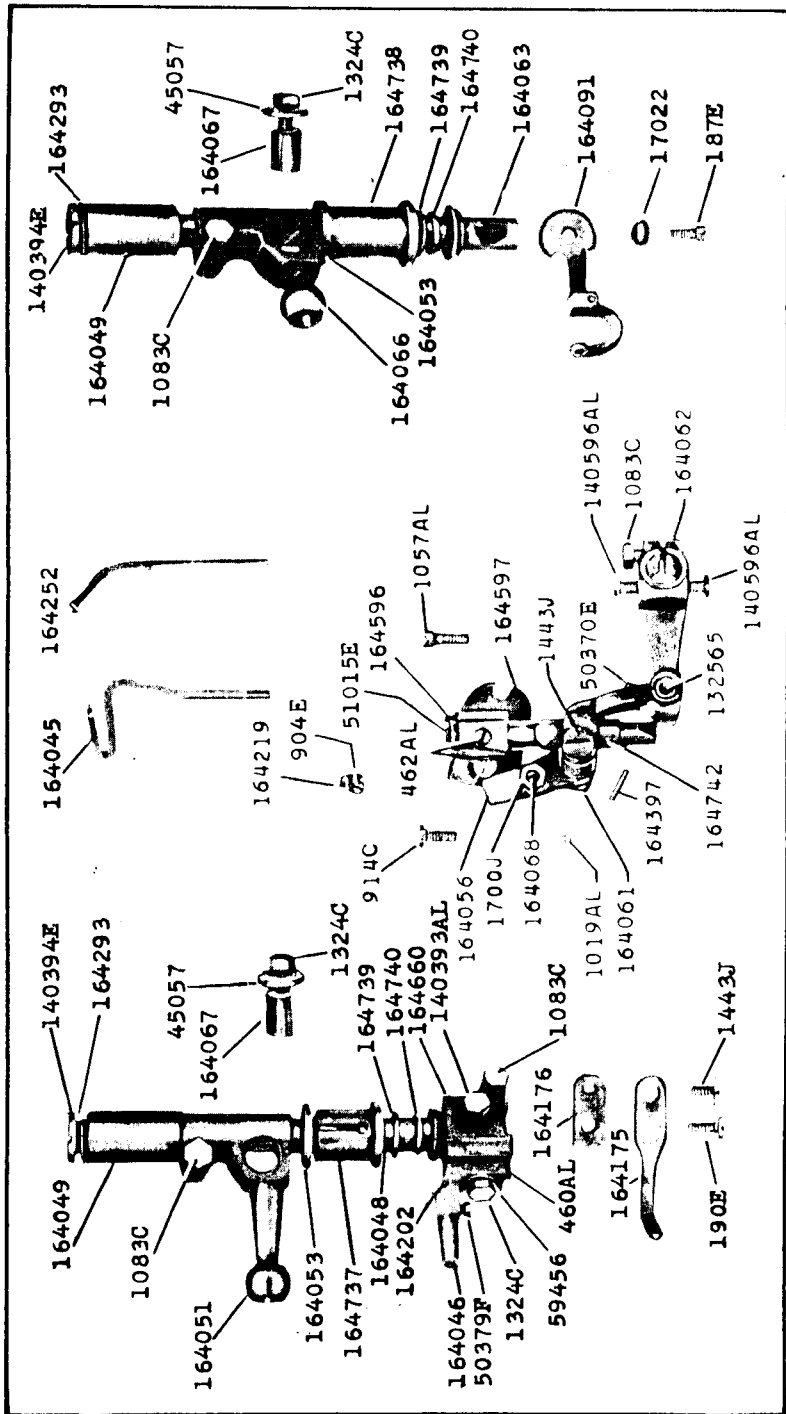


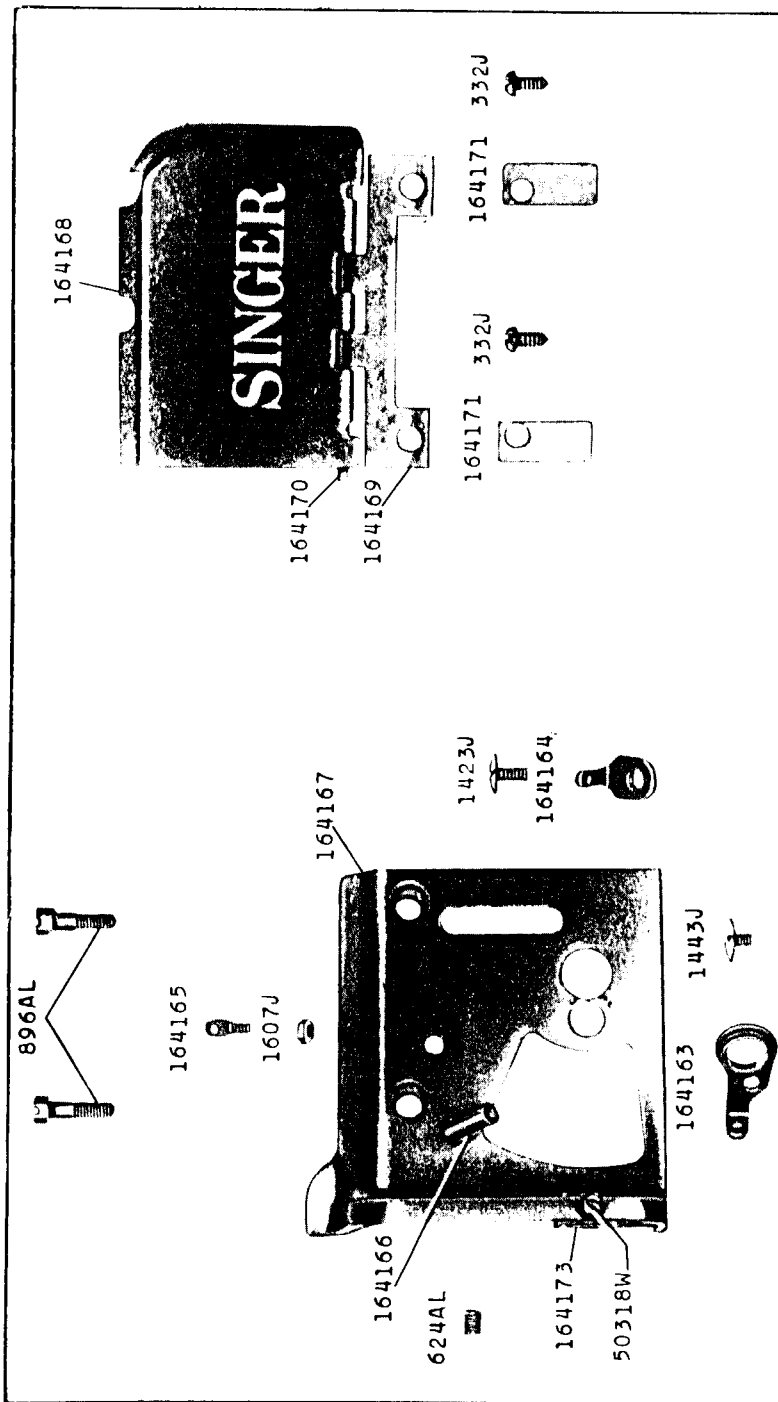
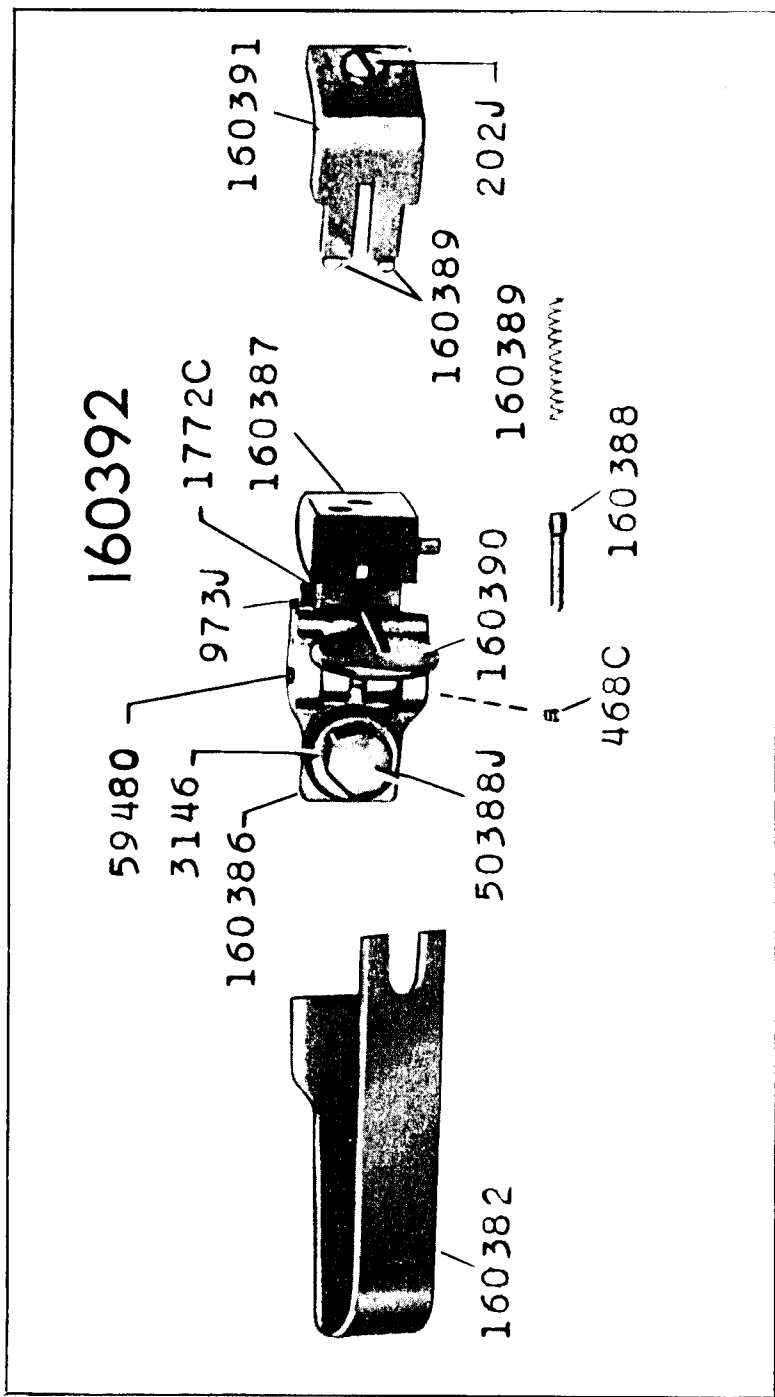
164204

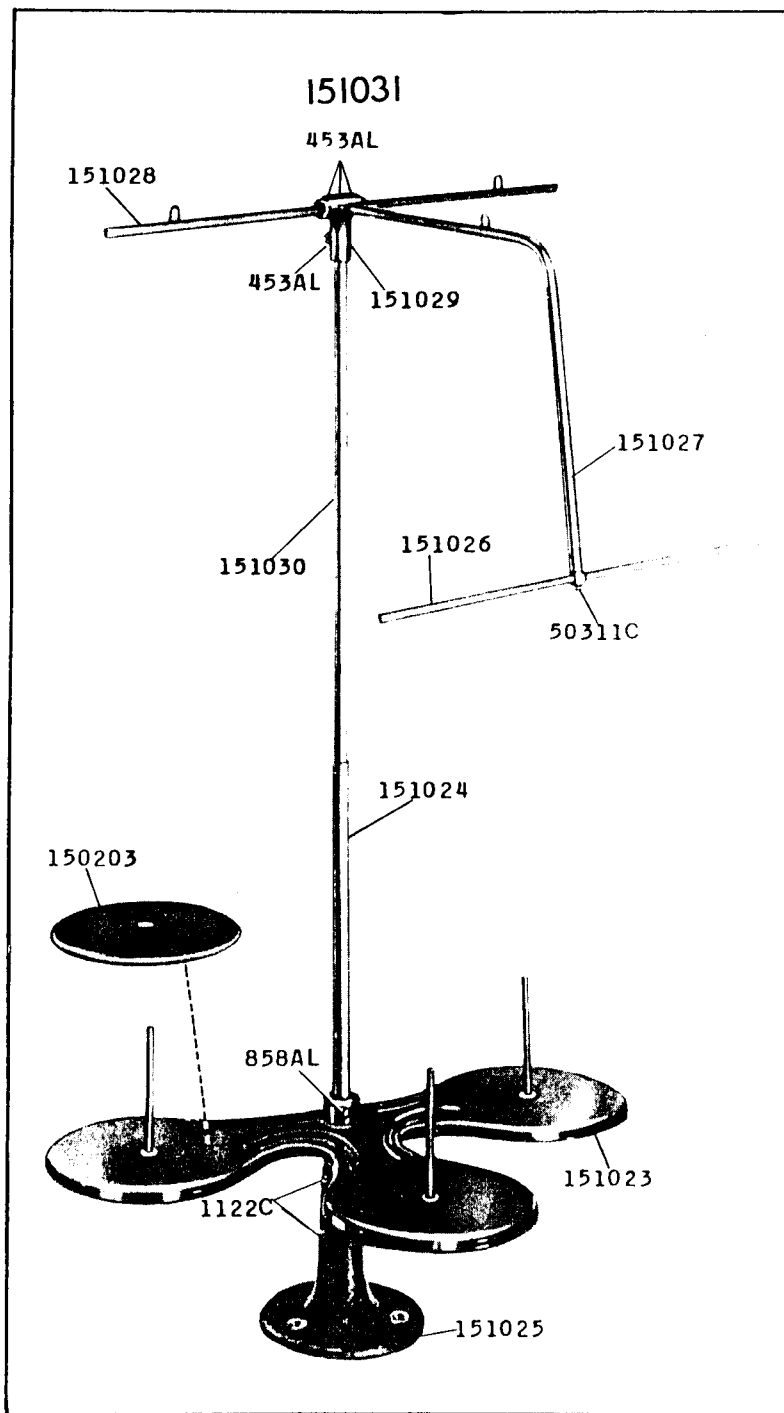


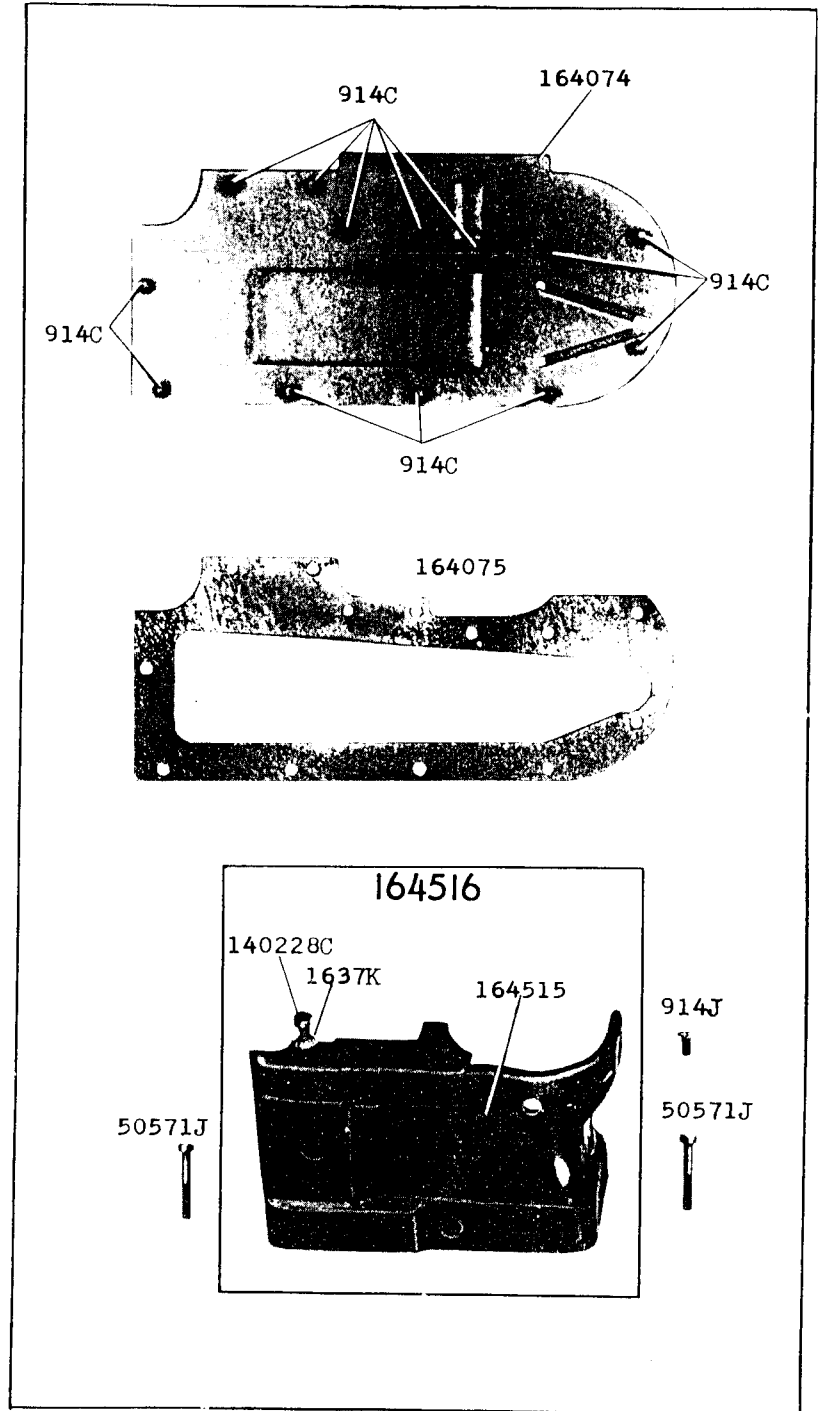
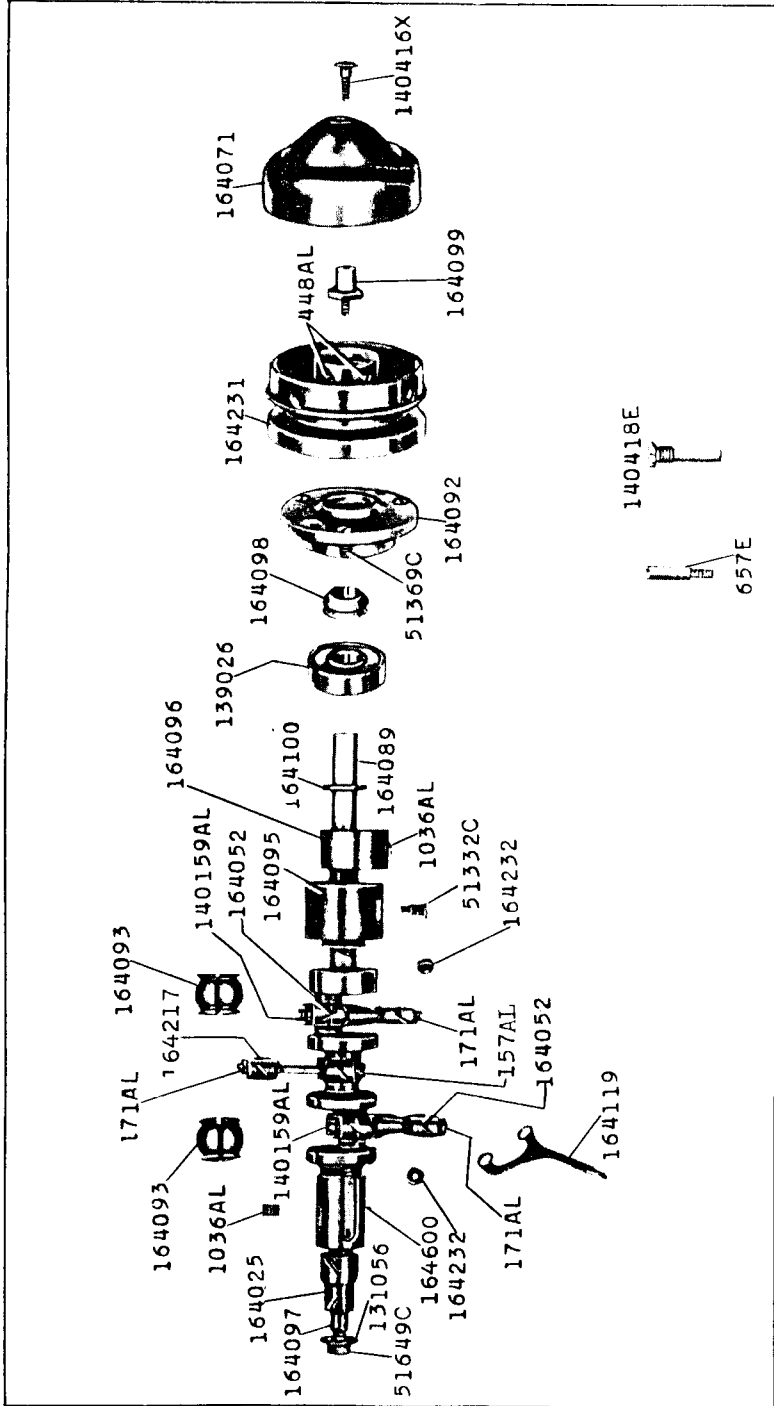
164203

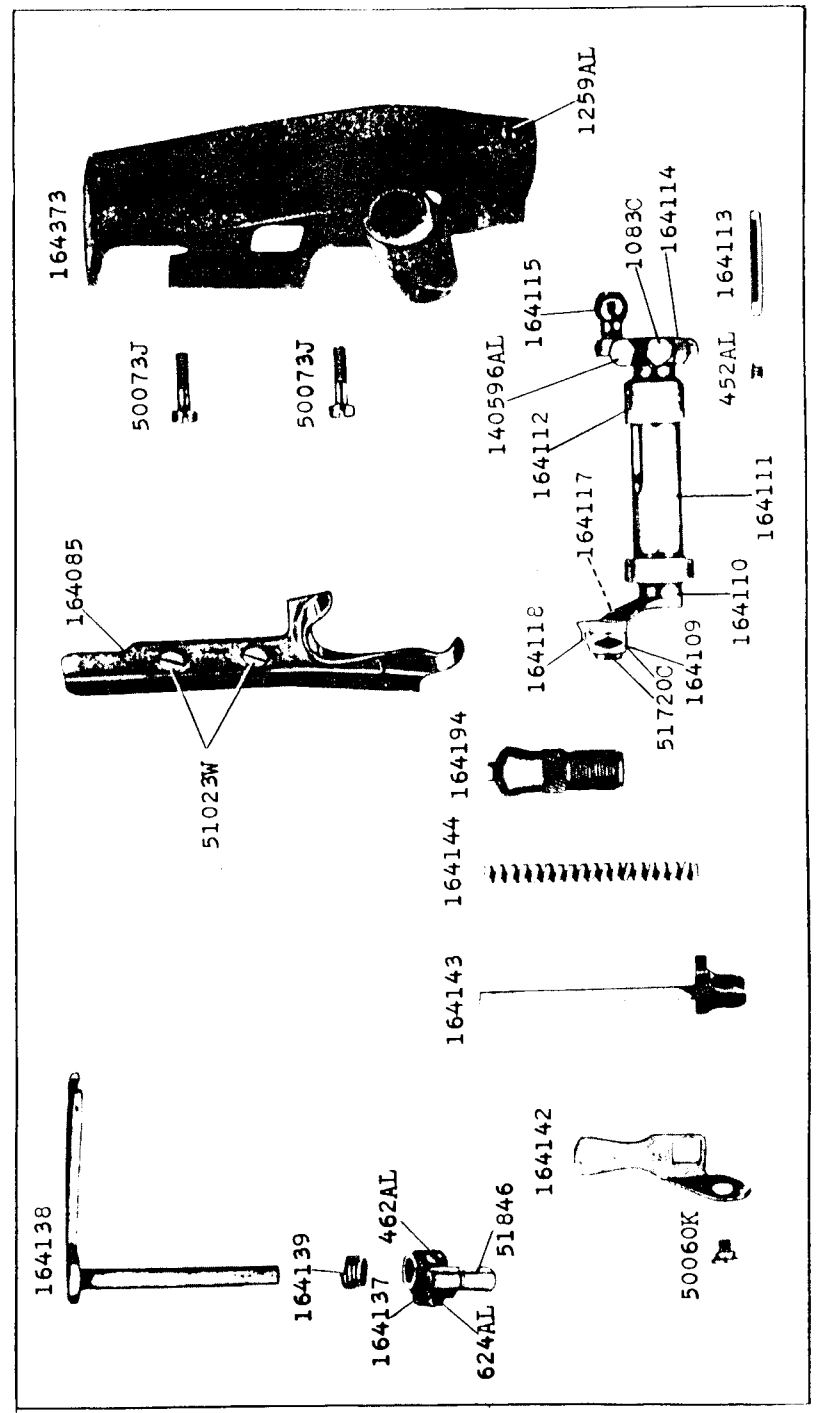
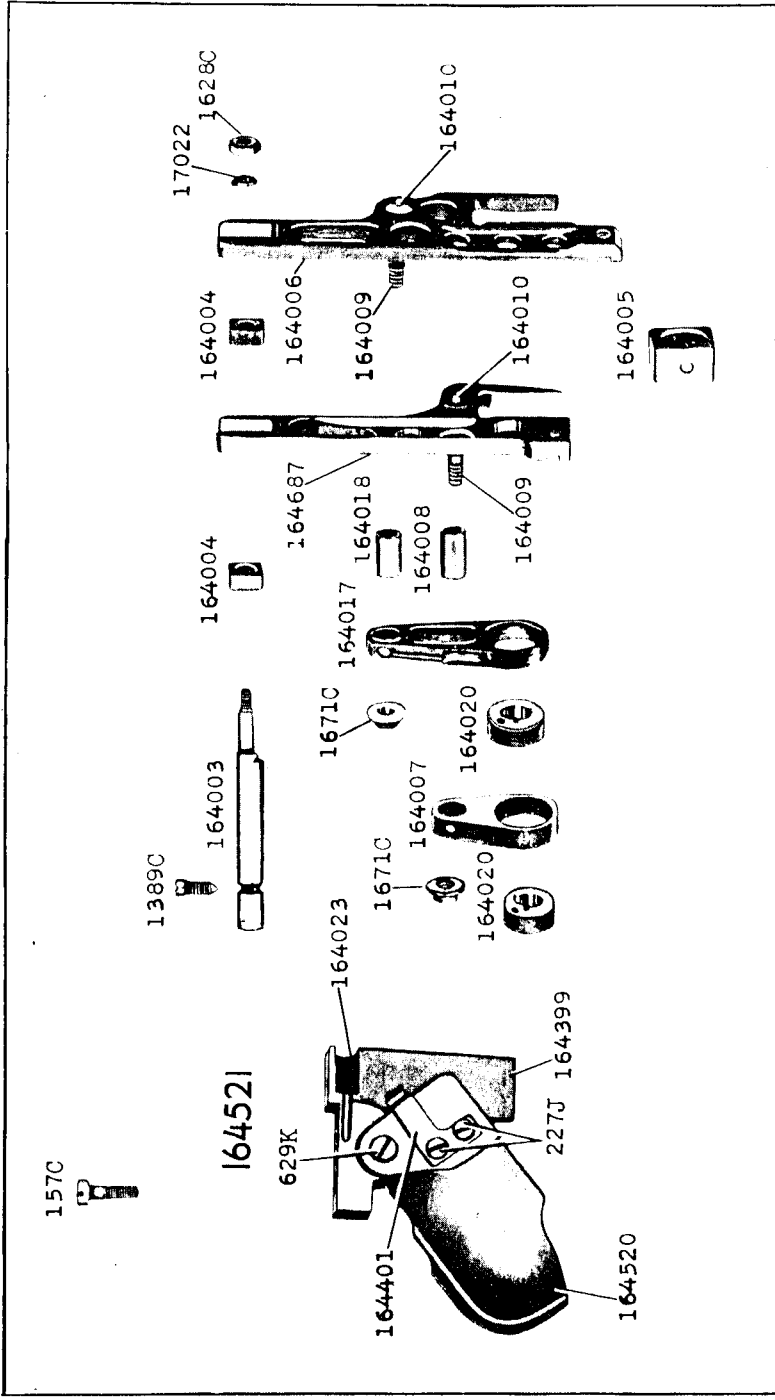


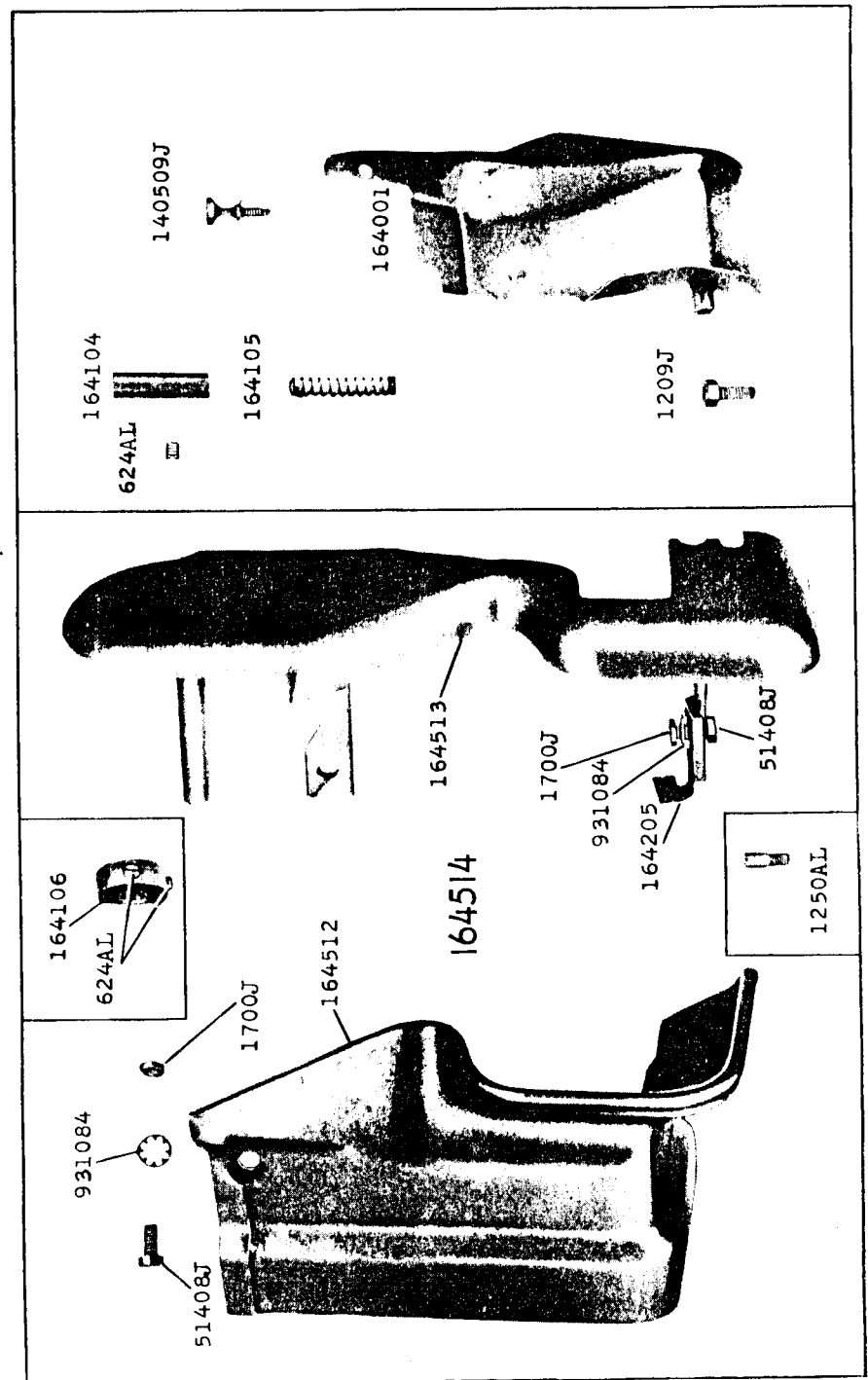
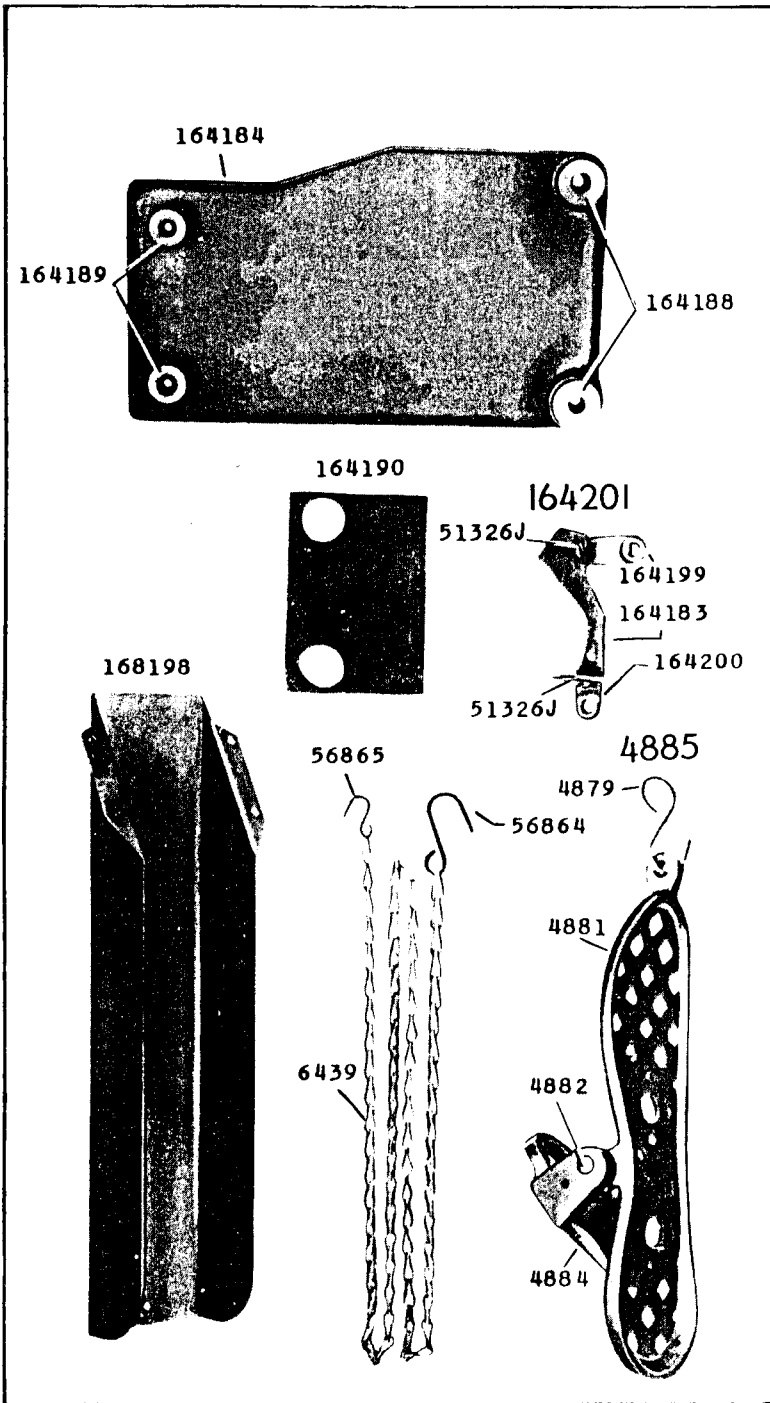


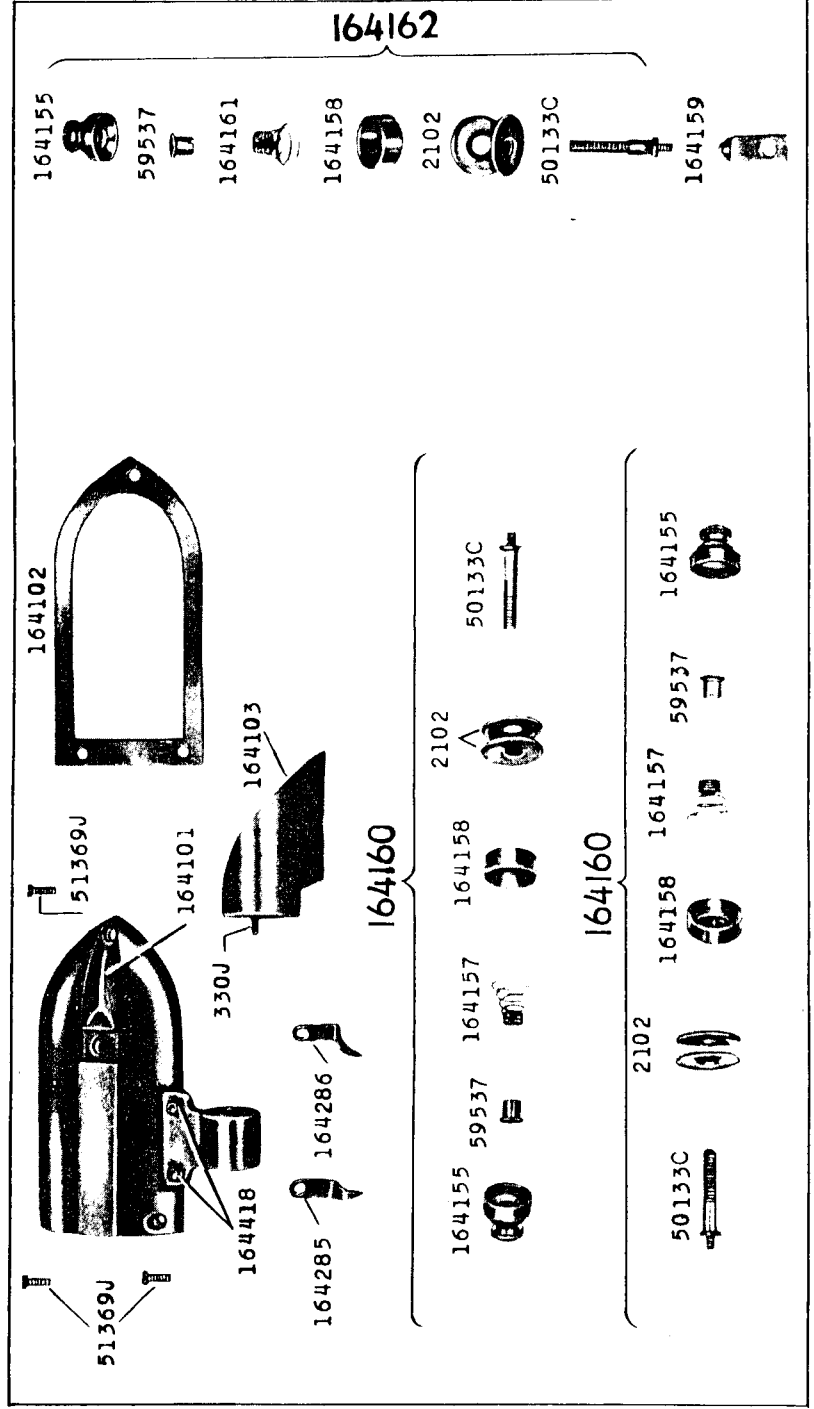
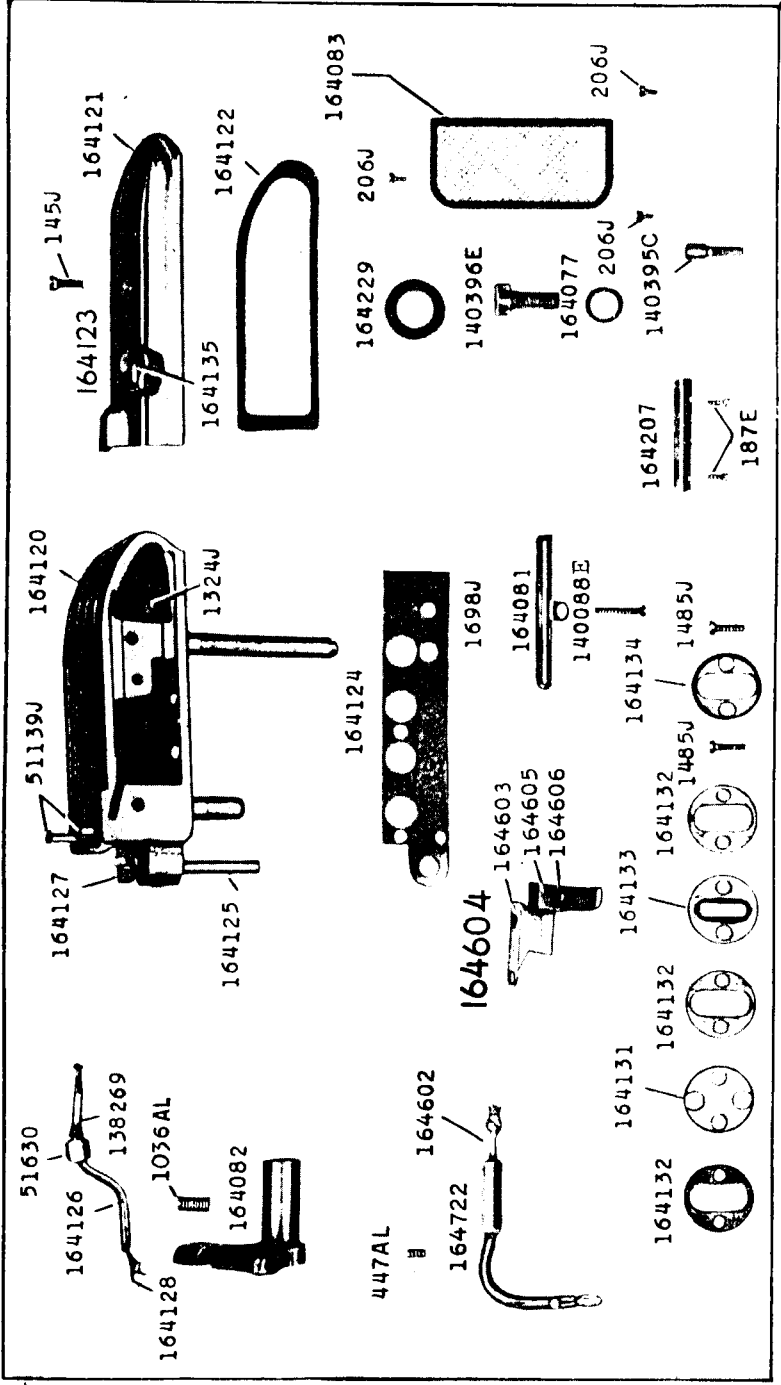


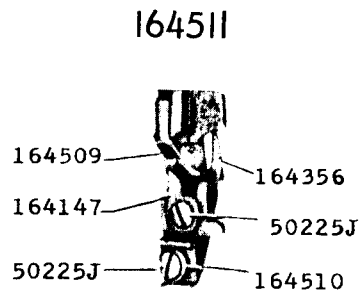
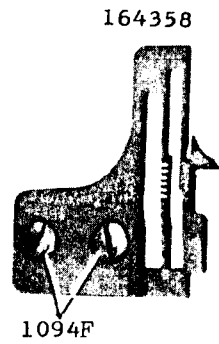
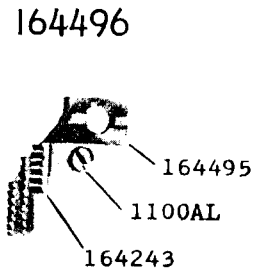




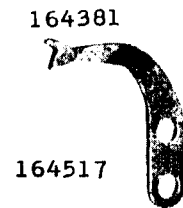
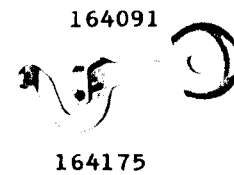


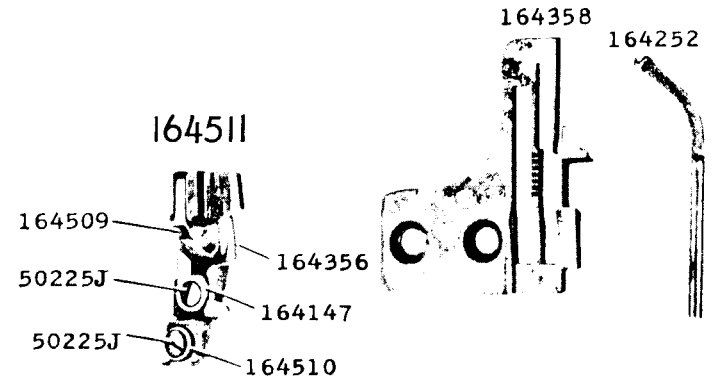
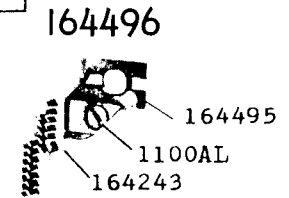




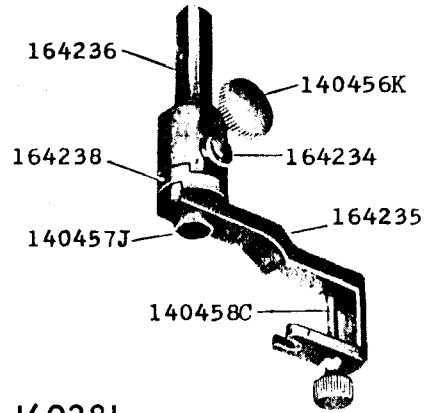




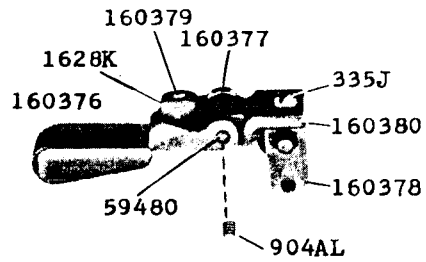
164539



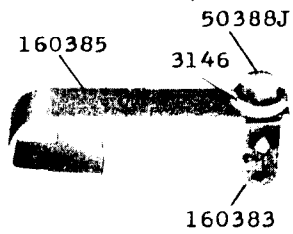
164237



160381



160384



160749

