

Singer 31-19

Form 18392
January, 1930
PRINTED IN U. S. A.

LIST
OF
PARTS



MACHINE No. 31-19

THE SINGER MANUFACTURING COMPANY

COPYRIGHT, U. S. A.,
1917, 1921, 1922, 1924, 1929 AND 1930
BY THE SINGER MANUFACTURING COMPANY
ALL RIGHTS RESERVED FOR ALL COUNTRIES

INDEX

	PAGE
ATTACHMENTS AND ACCESSORIES.....	15
BELT GUARDS.....	16
BENCH STAND.....	27
BINDERS.....	16
BINDER FOR CIRCULAR BINDING.....	18
BOBBIN WINDERS.....	20
CORDER ADJUSTABLE.....	19
DRIVING ATTACHMENTS.....	22
EDGE FOLDER.....	19
FOOT LIFTER PARTS.....	24
KNEE LIFTER PARTS.....	26
MACHINE BASE.....	15
MACHINE No. 31-19.....	7
NUMERICAL LIST OF PARTS.....	35
STAND.....	28
STRIP FOLDER.....	20
THREAD UNWINDER.....	33
TRIMMINGS FOR END AND BACK LEAF TABLE.....	32

INSTRUCTIONS FOR ORDERING

In ordering from this list, use **ONLY** the part **NUMBER** in the **FIRST** column.

The number stamped on a Sewing Machine part is in every case the number of the single part only.

Every combination of parts sent out as such has its specific number, which, although not stamped on the parts, must be used when ordering the combination.

Each number always indicates the **SAME PART** in whatever list it appears, or for whatever machine.

The letters after some of the numbers indicate the style of finish only, as follows:

- A—Hardened, Polished, Nickel Plated and Buffed
- B—Polished, Nickel Plated and Buffed
- C—Hardened Only
- D—Polished Only
- E—Soft, Not Polished
- F—Hardened and Polished
- H—Blued
- J—Nickel Plated Only
- K—Hardened and Nickel Plated
- L—Brass Plated
- M—Oxidized
- P—Japanned
- R—Merlized
- T—Copper Plated
- T. A.—Hardened, Polished, Copper and Nickel Plated and Buffed.
- T. B.—Copper and Nickel Plated and Polished.
- T. J.—Copper and Nickel Plated Only.
- T. K.—Hardened, Copper and Nickel Plated.
- T. M.—Copper Plated and Oxidized.
- T. L.—Copper and Brass Plated.
- U—Zinc Plated
- V—Silver Plated
- W—Polished and Nickel Plated
- Z—Chromium Plated

These letters **MUST BE USED** when they appear in the list; and **AFTER** the number as in the list.

In this series:


- 1 to 1500 and 50001 to 51500 are Screw Numbers.
- 1501 to 1800 and 51501 to 51800 are Nut Numbers.
- 1801 to 2000 and 51801 to 52000 are Roller Numbers.
- 2001 to 50000 and 52001 and upward are numbers of Machine Parts.

The figures in the second column refer only to the plates, illustrating the parts, and are **NOT TO BE USED** in ordering.

Parts marked with an asterisk (*) are furnished only when repairs are made at factory.

LIST OF PARTS COMPLETE

FOR



MACHINE No. 31-19

FOR ENAMELED OR PLAIN CLOTH; ALSO LIGHT LEATHER.
ESPECIALLY USEFUL FOR FABRICS OF UNEVEN THICKNESS. HAS DROP FEED, ALTERNATING PRESSERS AND BOBBIN No. 2996.

NO.	PLATE	NAME
*20339	—	Arm with 11104.....
8582	773	" Dowel Pin.....
12453	773	" Oil Tube, for intermediate bearing..
11119	773	" " " with 52045, for oiling 12408 and 19365.....
12454	773	Arm Oil Tube with 52045, for oiling 12409.
24131	8634	" " " 52045, for oiling 20283.
52045	8634	" " " Packing (braided cotton)...
748E	782	" Screw (back).....
854E	783	" " (front).....
12427	766	" Shaft.....
44121	—	" " 12427 with 20283, 24036 and 62637.....
44195	—	Arm Shaft 44121 with 20197.....
*11104	—	" " Bushing.....

NO.	PLATE	NAME
12357	8637	Arm Shaft Flanged Bushing (back).....
448c	783	" " " " " Set Screw.....
144d	782	Arm Shaft Screw.....
12193	8635	" Side Cover.....
286d	783	" " " Thumb Screw.....
12403	8634	" Spool Pin and Thread Eyelet.....
11241	8634	" " " Washer (cloth).....
12358	8636	Balance Wheel (power) light rim, 2 $\frac{3}{8}$ in. pulley, with two 448c.....
4370	8636	Balance Wheel (stand) heavy rim, 2 $\frac{3}{4}$ in. pulley, with two 448c.....
2135	8636	Balance Wheel (stand) heavy rim, 2 $\frac{1}{2}$ in. pulley, for 3022.....
2862	8636	Balance Wheel (stand) heavy rim, 3 in. pulley, for 3022.....
448c	783	Balance Wheel Set Screw.....
*12360	—	Bed.....
256j	8635	Clamp Stop Motion Clamp Screw.....
248A	8634	" " " " Stop Screw..
2020	8635	" " " " Washer.....
*3023	—	" " " Flanged Bushing...
4933	8635	" " " " " 3023 with two 462c.....
2022	773	Clamp Stop Motion Flanged Bushing Pin
462c	773	" " " " " Set Screw.....
3022	—	Clamp Stop Motion complete, Nos. 248A, 256j, 2020 and 4933.....
20197	8637	Crank Connecting Rod with 20198 and two 896E.....
*20198	—	Crank Connecting Rod Cap.....
896E	773	" " " " Screw.....
908c	773	" " " " Hinge Screw....
1619E	773	" " " " " Nut
19354	—	Face Plate.....
*44181	—	" " Thread Guard (lower).....
12150	773	" " " " " 44181 with 12152.....
12152	773	Face Plate Thread Guard (lower) Rivet
2827	773	" " " " (upper) with 8505.....
8505	773	Face Plate Thread Guard (upper) Rivet.
19355	8635	Face Plate complete, Nos. 2827, 12150 and 19354.....
219d	774	Face Plate Screw.....

NO.	PLATE	NAME
12368	8637	Feed Bar.....
313c	783	" " Screw Centre.....
56813	—	" " " " " 313c with 1519j.
1519j	783	" " " " " Nut.....
3033	770	" Connecting Link.....
375c	782	" " " Hinge Screw.....
1518j	783	" " " " " Nut.
12370	8638	" Dog, 15 teeth (16 teeth to the inch)
NOTE: No. 12370 is sent with this Machine un- less another Feed Dog is specified on order		
20106	8638	Feed Dog, 13 teeth (16 teeth to the inch)
44252	5813	" " 12 teeth (12 teeth to the inch)
44253	5813	" " 16 teeth (16 teeth to the inch)
43979	8638	" " 21 teeth (22 teeth to the inch)
208E	782	" " Screw.....
20283	8635	" and Feed Lifting Eccentric with 446c
446c	783	" " " " " Set Screw
24036	8635	" " " " " Sleeve...
20284	8637	" Forked Connection.....
375c	782	" " " " Hinge Screw...
1518j	783	" " " " " Nut
43993	—	Feed Forked Connection complete, Nos. 818d, 3033, 3039, 20284 and two each 375c and 1518r.....
44125	8637	Feed Lifting Rock Shaft.....
44126	—	Feed Lifting Rock Shaft complete, Nos. 12376 and 44125.....
12376	770	Feed Lifting Rock Shaft Crank with 157j and 1813.....
157j	782	Feed Lifting Rock Shaft Crank Clamping Screw.....
43976	8637	Feed Lifting Rock Shaft Crank Connect- ing Rod with 43977 and two 966E.....
*43977	—	Feed Lifting Rock Shaft Connecting Rod Cap.....
966E	5806	Feed Lifting Rock Shaft Connecting Rod Cap Screw.....
375c	782	Feed Lifting Rock Shaft Connecting Rod Hinge Screw.....
1518j	783	Feed Lifting Rock Shaft Connecting Rod Hinge Screw Nut.....
1813	783	Feed Lifting Rock Shaft Crank Roller and Stud.....
307c	783	Feed Lifting Rock Shaft Screw Centre....
56814	—	" " " " " " 307c with 1513j.....

NO.	PLATE	NAME
1513j	783	Feed Lifting Rock Shaft Screw Centre Nut
3039	768	" Regulator.....
1128E	8634	" " Hinge Screw.....
818D	783	" " Thumb Screw.....
12379	766	" Rock Shaft.....
29633	8634	" " " Crank with 157j.....
157j	782	" " " " Clamping Screw.
20333	—	Feed Rock Shaft complete, Nos. 12379 and 29633.....
307c	783	Feed Rock Shaft Screw Centre.....
56814	—	" " " " " 307c with 1513j.....
1513j	783	Feed Rock Shaft Screw Centre Nut.....
12391	8635	Lifting Presser Bar (hollow).....
19356	1312	" " " Bell Crank.....
199D	1312	" " " " " Cap Screw
19357	1312	" " " " " Connect- ing Link.....
199D	1312	Lifting Presser Bar Bell Crank Connecting Link Cap Screw.....
19358	1312	Lifting Presser Bar Bell Crank Driving Arm.....
2049	773	Lifting Presser Bar Bell Crank Driving Arm Pin.....
19359	1312	Lifting Presser Bar Bell Crank Driving Arm Shaft.....
19360	8639	Lifting Presser Bar Bell Crank Driving Arm Shaft Bracket.....
19361	—	Lifting Presser Bar Bell Crank Driving Arm Shaft Bracket complete, Nos. 2049 and 19358 to 19360.....
965D	1312	Lifting Presser Bar Bell Crank Driving Arm Shaft Bracket Screw.....
19362	1313	Lifting Presser Bar Bell Crank Driving Arm Eccentric Connection.....
62637	—	Lifting Presser Bar Bell Crank Driving Arm Eccentric Connection 19362 with 19365.....
375c	782	Lifting Presser Bar Bell Crank Driving Arm Eccentric Connection Hinge Screw
1518j	783	Lifting Presser Bar Bell Crank Driving Arm Eccentric Connection Hinge Screw Nut.....
24589	8634	Lifting Presser Bar Guide Bracket with 453c.....

NO.	PLATE	NAME
24716	—	Lifting Presser Bar Guide Bracket com- plete, Nos. 19356, 19357, 19366, 24589 and three 199D.....
453c	783	Lifting Presser Bar Guide Bracket Set Screw.....
24590	8637	Lifting Presser Bar Guide Bracket Sup- port.....
175D	8634	Lifting Presser Bar Guide Bracket Sup- port Screw.....
4855	1312	Lifting Presser Bar Lifter.....
689c	782	" " " " Screw.....
1520j	783	" " " " " Nut....
12327	770	" " " Lifting and Releasing Lever Bracket.....
11167	8635	Lifting Presser Bar Spring (light) .051 wire
NOTE: No. 11167 is sent with this machine unless another Spring is specified on order		
12139	—	Lifting Presser Bar Spring (medium) .055 wire.....
20023	—	Lifting Presser Bar Spring (heavy) .063 wire.....
11170	771	Lifting Presser Bar Spring Washer.....
19364	1312	" " " Foot for 19370.....
NOTE: No. 19364 is sent with this machine unless another Presser Foot is specified on order.		
19375	1313	Lifting Presser Foot for 19374 and 19376
193D	1312	" " " Screw.....
12381	8635	Needle Bar (hollow).....
*12382	770	" " Connecting Link with 794E ..
43997	—	" " " " 12382 with 12384.....
794E	782	Needle Bar Connecting Link Adjusting Screw.....
*12383	—	Needle Bar Connecting Stud.....
1904	770	" " " " Roller (roller only).....
453c	783	Needle Bar Connecting Stud Set Screw ..
12384	770	Needle Bar Connecting Stud complete, Nos. 453c, 1904 and 12383.....
19365	8639	Needle Bar Crank and Lifting Eccentric with 448c and 743c.....
743c	1313	Needle Bar Crank and Lifting Eccentric Position Screw.....
448c	783	Needle Bar Crank and Lifting Eccentric Set Screw.....

NO.	PLATE	NAME
936E	773	Needle Bar Screw Bushing.....
4302	773	" " Thread Guide.....
233D	782	" " " " Screw.....
4303	773	" Clamp with 808F.....
808F	782	" " Screw.....
*24104	8639	Oscillating Rock Shaft.....
24105	—	Oscillating Rock Shaft complete, Nos. 4784, 12388 and 24104.....
12388	8639	Oscillating Rock Shaft Hinge Pin.....
448c	783	" " " " " Set Screw.....
4784	8634	Oscillating Rock Shaft Oil Pad.....
12389	766	" Shaft.....
19496	—	" " Crank for 19447.....
44134	—	" " " " 44135.....
2049	773	" " " Pin.....
457c	783	" " " Set Screw for 19447.....
453c	783	Oscillating Shaft Crank Set Screw for 44135.....
19448	8640	Oscillating Shaft Crank Slide Block.....
226D	8640	" " " " " Cap Screw.....
12424	773	Oscillating Shaft Crank Slide Block Cap Screw Washer.....
988c	8640	Oscillating Shaft Crank Slide Block Screw Stud.....
1518J	783	Oscillating Shaft Crank Slide Block Screw Stud Nut.....
19449	8640	Oscillating Shaft Crank Slide Block complete, Nos. 226D, 988c, 12424 and 19448.....
19447	8640	Oscillating Shaft Crank complete, Nos. 457c, 1518J, 19449 and 19496.....
44135	5806	Oscillating Shaft Crank complete, Nos. 1518J, 19449, 44134 and two 453c.....
688J	783	Pressure Regulating Thumb Screw.....
2996	771	Shuttle Bobbin.....
62739	—	" " Case.....
15140	8634	" " " Latch.....
2973	771	" " " Lever.....
2974	771	" " " " Fulcrum Pin.....
2975	771	Shuttle Bobbin Case Latch Spring.....
592E	782	" " " " Stop Screw..
15141	—	Shuttle Bobbin Case Hinge, Nos. 2973, 2974 and 15140.....

NO.	PLATE	NAME
7553	771	Shuttle Bobbin Case Position Finger
2523	771	" " " " " " Rivet.....
24412	8639	Shuttle Bobbin Case Position Plate.....
391D	8640	" " " " " Screw
62740	771	Shuttle Bobbin Case complete, Nos. 591F, 592E, 2523, 2975, 7553, 15141, 15278 and 62739.....
12393	771	Shuttle Body.....
591F	782	" Tension Regulating Screw.....
15278	771	" " Spring.....
19292	771	Shuttle, 1 $\frac{1}{8}$ in. diam., Nos. 2996, 12393 and 62740.....
*12394	—	Shuttle Driver.....
12444	771	" " 12394 with two 1266c....
2049	773	" " Pin.....
1266c	5806	" " Set Screw.....
2531	8639	" Race Back.....
2532	8640	" " " Position Pin.....
2533	8639	" " " Spring.....
907D	782	" " " " Screw.....
24413	—	" " Body.....
62502	—	" " " 24413 with 24418 and two 1053D.....
24418	8639	Shuttle Race Cap.....
1053D	8640	" " " Screw.....
24419	8639	Shuttle Race complete, Nos. 907D, 2531, 2533, 24412, 62502 and two each 391D and 2532.....
145D	782	Shuttle Race Screw.....
12431	8639	" " Slide.....
4307	8639	" " " Spring.....
725E	8640	" " " " Screw.....
12432	—	Shuttle Race Slide complete, Nos. 4307, 12431 and two 725E.....
2102	5806	Tension Disc.....
1560c	783	" Regulating Thumb Nut.....
32572	5806	" Releasing Disc.....
43944	5806	" " Lever.....
12398	773	" " " Hinge Pin.....
12329	8634	" " " Spring.....
32574	5806	" " Pin.....
50327c	5806	" Screw Stud.....
44141	—	" " " 50327c with 1560c..
43945	5806	" Spring.....
12149	8640	" Thread Guard.....

NO.	PLATE	NAME
44118	—	Tension complete, Nos. 7336, 32572, 32574, 43945, 43946, 44141 and two 2102.....
52454	8640	Thread Retainer.....
624c	8640	" " Set Screw.....
12404	770	" Take-up Crank.....
3094	773	" " " Wedge.....
690E	782	" " " " Screw.....
12408	770	" " Lever.....
775E	782	" " " Cap Screw.....
12166	773	" " " Hinge Pin.....
12409	770	" " " Link.....
11204	770	" " " " Hinge Pin
435c	3817	" " " " " " " " " "
		Set Screw.....
12410	—	Thread Take-up Lever complete, Nos. 12166, 12408 and 12409.....
43946	5806	Thread Take-up Spring.....
7336	8640	" " " " Regulator.....
448c	783	" " " " " " Set Screw.....
43990	—	Thread Take-up complete, Nos. 775E, 11204, 12404, 12410 and 43997.....
12412	8638	Throat Plate, large needle hole, for 12370 and 43979.....

NOTE: Two No. 12412 are sent with this machine unless other Throat Plates are specified on order.

20315	—	Throat Plate, large needle hole, for 20106
20107	8638	" " " small needle hole, for 20106
44256	—	" " " " " " " " 44252 and 44253.....
44255	5813	Throat Plate, large needle hole, for 44252 and 44253.....
691F	782	Throat Plate Screw.....
19366	1313	Vibrating Presser Bar.....
19367	1313	" " " " Cap.....
199D	1312	" " " " " Screw for 19366.....
219F	774	Vibrating Presser Bar Cap Screw for 19367.....
19368	1313	Vibrating Presser Bar Cushion (rawhide)
19369	1313	" " " " Spring.....
335D	1313	" " " " " Screw.....
19370	1312	" " " " Foot for 12370 and 43979.....
19374	1313	Vibrating Presser Foot for 44252 and 44253.....

NO.	PLATE	NAME
19376	1313	Vibrating Presser Foot for 20106.....
217D	1312	" " " " " Screw.....
44212	5844	Drip Pan with four 1 in. wire nails, for power table.....

MACHINE BASE

NO.	PLATE	NAME
19219	1206	Bed Frame Cushion (leather).....
158c	1206	" " " " " Screw.....
19220	1206	" " " " " Spring.....
19226	1206	" " " " " Hinge Connection.....
19398	—	" " " " " " " " " " 19226 with 211E and 19397.....
19397	1206	Bed Frame Hinge Connection Cap.....
211E	1206	" " " " " " " " " " Screw
16555	1206	" " " " " " Plate.....
14010	1206	" " " " " " Rivet.....
20067	819	Bed Frame with two each 16555, 19398, four each 19219, 19220, six each 14010, wood screws 1¼ in. No. 12 and eight 158c.....

ATTACHMENTS AND ACCESSORIES

NO.	PLATE	NAME
51075E	5843	Machine Hinge Bolt with 51581E.....
51581E	5843	" " " " " Nut.....
6055	5843	" " " " " Washer.....
12361	8640	" " " " " Connection.....
44139	8640	" " " " " Plate.....
44140	—	Machine Hinge complete, Nos. 12361, 44139 and merlized wood screw 1¼ in. No. 14.....
44180	—	Machine Hinge complete, Nos. 6055, 12361, 44139 and 51075E.....
12405	774	Machine Rest (felt).....
28084	8633	" " " " " Pin.....
41400	8639	" " " " " (wood) 3½ in. long.....
120342	2045	Oiler (copper plated) with 120343.....
120343	2045	" Spout, 3½ in. long.....
26026	2045	Screw Driver (machine).....
26485	2045	" " " (shuttle tension).....
8909	2045	Wrench for 1513, 1518 and 51581.....
4822	2045	" " " " 1521.....
8908	2045	" " " " 1519, 1520 and 1620.....
19221	2045	" " " " 936 and 1619.....
22003	2045	" " " " 1550.....

BELT GUARDS

NO.	PLATE	NAME
41929	5844	Belt Guard.....
8418	8640	" " Button.....
8419	8640	" " " Washer (leather).....
8420	—	" " " 8418 with 8419 and wood screw 1¼ in. No. 9 R. H. B.
41930	8639	Belt Guard Hinge.....
41931	—	Belt Guard complete, Nos. 8420, 41929, two 41930 and four wood screws ¾ in. No. 9.....

FOR BENCH STAND

NO.	PLATE	NAME
126356	5763	Belt Guard.....
126363	8629	" " Bracket.....
126364	8629	" " Extension.....
162D	8634	" " " Screw.....
9331	8634	" " " " Washer.....
1480D	8634	" " Retaining Screw.....
50551J	8634	" " Set Screw.....
126365	—	Belt Guard (adjustable) complete for 79758, Nos. 162D, 1480D, 9331, 50551J, 126356, 126363, 126364 and two wood screws 1 in. No. 10.....

BINDERS

When ordering Binders send sample of the binding
and material to be bound

BINDER (Adjustable)

NO.	PLATE	NAME
24344	1378	Feed Dog, 17 teeth (14 teeth to the inch)
*26951	—	Folder (lower).....
*26952	—	" (upper).....
26953	1379	Folder with Ribbon Tension complete, Nos. 26951, 26952, two each 193F, 7071 and nine 26486.....
193F	1312	Folder Screw.....
7071	2021	" " " Washer.....
26954	1378	Lifting Presser Foot.....
26486	8634	Ribbon Tension Pin (straight).....
26955	1378	Throat Plate with Extension for 24344....
19376	1313	Vibrating Presser Foot.....

NO.	PLATE	NAME
26956	—	Binder complete, Nos. 283D, 19376, 24344 and 26953 to 26955.....
283D	1379	Binder Thumb Screw.....

BINDER (English)

NO.	PLATE	NAME
26699	1314	Feed Dog, 14 teeth (16 teeth to the inch)
25744	1314	Folder and Ribbon Tension with nine 26486, for ½ in. binding.....
25745	—	Folder and Ribbon Tension with nine 26486, for ⅞ in. binding.....
671D	5806	Folder and Ribbon Tension Thumb Screw
26702	1314	Lifting Presser Foot.....
26486	8634	Ribbon Tension Pin (straight).....
26700	1314	Throat Plate with Extension for 26699...
26703	1314	Vibrating Presser Foot.....
26701	—	Binder complete, Nos. 671D, 25744, 25745, 26699, 26700, 26702 and 26703.....

BINDER (English)

NO.	PLATE	NAME
20106	8638	Feed Dog, 13 teeth (16 teeth to the inch)
25721	2021	Folder.....
207F	5843	" Screw.....
7071	2021	" " Washer.....
26702	1314	Lifting Presser Foot.....
26614	2021	Ribbon Tension Pin (bent).....
26615	2021	" " " (straight).....
26616	2021	" " Plate.....
25722	2021	Ribbon Tension complete, Nos. 26614, 26616 and four 26615.....
190D	782	Ribbon Tension Screw.....
7071	2021	" " " Washer.....
28783	8638	Throat Plate for 20106.....
26703	1314	Vibrating Presser Foot.....
28784	—	Binder complete, Nos. 190D, 207F, 20106, 25721, 25722, 26702, 26703, 28783 and two 7071.....

BINDER (English)

FOR CIRCULAR BINDING ON IMITATION LEATHER

NO.	PLATE	NAME
120434	8641	Feed Dog, 7 teeth (16 teeth to the inch)
120433	8641	Folder.....

NO.	PLATE	NAME
207F	5843	Folder Screw.....
7071	2021	" " Washer.....
120465	8630	Lifting Presser Foot.....
120436	8641	Throat Plate.....
120466	8630	Vibrating Presser Foot.....
120467	—	Binder complete, Nos. 207F, 7071, 120433, 120434, 120436, 120465 and 120466....

BINDER FOR CIRCULAR BINDING

FOR SANDAL SLIPPERS, SHOE TONGUES, ETC.

NO.	PLATE	NAME
28790	2645	Feed Dog, 11 teeth (24 teeth to the inch)
120493	8630	Folder for $\frac{1}{4}$ in. to $\frac{1}{2}$ in. gauges.....
120494	8630	" " $\frac{3}{8}$ in. to $\frac{1}{2}$ in. gauges.....
120495	8630	" " $\frac{5}{8}$ in. to 1 in. gauges.....
207F	5843	" Screw.....
7071	2021	" " Washer.....
28791	2645	Lifting Presser Foot.....
36620	2645	Ribbon Guide.....
337D	8640	" " Screw.....
7806	8640	" " " Washer.....
28792	2645	Throat Plate for 28790.....
28793	2645	Vibrating Presser Foot.....
28794	—	Binder complete, Nos. 207F, 337D, 7071, 7806, 28790 to 28793, 36620 and 120493, 120494 or 120495.....

BINDER FOR CIRCULAR BINDING

(BIAS BINDING)

FOR SUSPENDER ENDS AND TABS WITH MOVABLE FOLDER FOR FINISHING OFF

NO.	PLATE	NAME
28823	2646	Binder on Shank.....
207F	5843	" Screw.....
7071	2021	" " Washer.....
28824	2646	Feed Dog, 6 teeth (24 teeth to the inch).
28825	2646	Lifting Presser Foot.....
28826	2646	Throat Plate for 28824.....
28827	2646	Vibrating Presser Foot.....
28828	—	Binder complete, Nos. 207F, 7071 and 28823 to 28827.....

BINDERS ON SHANK

NO.	PLATE	NAME
19474	8642	Feed Dog, 14 teeth (16 teeth to the inch) for corset work, for 35209.....
35210	8642	Lifting Presser Foot for 35209.....
19475	8642	Throat Plate, large needle hole, for 19474
35211	8642	Vibrating Presser Foot for 35209.....
35209	1972	Binder on Shank, to turn in both edges, for bias binding, for binding the inside of small circles, corsets, etc.....
26603	8642	Feed Dog, 20 teeth (16 teeth to the inch) for 35226.....
35232	8642	Lifting Presser Foot for 35226.....
26605	8642	Throat Plate, large needle hole, for 26603
35233	8642	Vibrating Presser Foot for 35226.....
35226	1972	Binder on Shank, for mattress work.....

CORDER (Adjustable)

FOR SHORT TURNS ON CUSHIONS

When ordering Corders or parts thereof, state
size or number of cords to the inch.

NO.	PLATE	NAME
26795	8641	Cord Guide.....
26796	8641	" " Arm with 26798 and three 6037.....
1044D	8641	Cord Guide Arm Hinge Screw.....
120206	8641	" " Bed with 457C.....
457C	783	" " " Leveling Screw.....
26798	8641	" " Bracket.....
6037	8641	" " " Rivet.....
190D	782	" " Screw.....
120207	8641	Corder complete, Nos. 190D, 1044D, 26795, 26796 and 120206.....
120001	8642	Feed Dog (spiked teeth).....
120208	8641	Presser Foot (grooved).....
26605	8642	Throat Plate, large needle hole, for 120001
26606	—	" " small needle hole, for 120001

EDGE FOLDER

NO.	PLATE	NAME
35178	2692	Feed Dog, 14 teeth (14 teeth to the inch)
35179	2692	Lifting Presser Foot.....
35180	2692	Throat Plate for 35178.....

NO.	PLATE	NAME
35181	2692	Vibrating Presser Foot.....
35177	2691	Edge Folder (double) on Shank, for oil-cloth and leather.....

STRIP FOLDER

NO.	PLATE	NAME
19474	5813	Feed Dog, 14 teeth (16 teeth to the inch)
35322	8642	Lifting Presser Foot.....
24572	—	Throat Plate, small needle hole, for 19474
35323	8641	Vibrating Presser Foot.....
35324	2684	Strip Folder on Shank, for making four-ply bands for ladies' stock collars, etc.....

BOBBIN WINDERS

BOBBIN WINDER

(SWINGING AUTOMATIC, RIGHT HAND)
FOR 2996
FOR POWER TABLE

NO.	PLATE	NAME
27552	1162	Base.....
15072	8643	Bobbin Position Pin.....
27302	1162	Frame.....
50356D	5806	" Hinge Screw.....
1620J	5806	" " " Nut.....
27303	773	" Spring.....
27553	1162	Pulley.....
*27849	—	Spindle.....
27538	1162	" 27849 with 15072, 27850 and 41828
*27850	—	" Collar.....
41828	8643	" " Pin.....
27306	1162	Spool Pin.....
27307	1162	" Stand.....
27308	1162	Spool Stand complete, Nos. 418E, 1562J, 2106, 10141, 11241, 27306, 27307 and two each 2455 and wood screws 1 in. No. 10.....
11241	8634	Spool Washer (cloth).....
27312	8643	Stop Latch.....
35D	8643	" " Hinge Screw.....
2455	8643	Tension Disc.....
1562J	8643	Tension Regulating Thumb Nut.....
418E	8643	" Screw Stud.....
10141	8643	" Spring.....

NO.	PLATE	NAME
2106	8643	Tension Thread Guide.....
27650	—	Bobbin Winder, Nos. 35D, 1620J, 27302, 27303, 27312, 27538, 27552, 27553, 50356D and two wood screws 1 in. No. 7
27554	—	Bobbin Winder (swinging automatic, right hand) complete, Nos. 27308 and 27650

BOBBIN WINDER

(SWINGING AUTOMATIC, RIGHT HAND)
FOR 2996
FOR STAND

This Bobbin Winder is the same as 27554,
with the following exceptions:

NO.	PLATE	NAME
27540	1162	Base, in place of 27552.....
27541	1162	Pulley, in place of 27553.....
27647	8644	Bobbin Winder, Nos. 35D, 1620J, 27302, 27303, 27312, 27538, 27540, 27541, 50356D and two wood screws 1 in. No. 7, in place of 27650.....
27544	—	Bobbin Winder (swinging automatic, right hand complete, Nos. 27308 and 27647.

BOBBIN WINDER

(SWINGING AUTOMATIC, RIGHT HAND)
FOR 2996
FOR POWER TABLE

NO.	PLATE	NAME
225433	3469	Bobbin Winder and Tension Bracket Base
225453	3470	Frame with 202277 and 225438.....
225454	3471	" Hinge Pin.....
202277	3471	" Oil Packing (wick).....
225438	3471	" " Well Cap.....
225455	3471	" Spring.....
225456	3471	" " Plunger.....
202473	3470	Pulley with 200105c.....
200105c	—	" Set Screw.....
225381	3470	Spindle.....
225444	3471	Stop Latch.....
200056E	3471	" " Screw.....
225458	3471	" " Thumb Lever.....
225459	3471	" " " " Hinge Stud....
225460	3471	" " " " Joint Stud....
202478	3471	" " Trip Lever.....
200299H	3471	" " " " Hinge Screw.....

BOBBIN WINDERS

NO.	PLATE	NAME
225461	3471	Tension Bracket with 201499B.....
200082D	3471	" " Screw.....
228026	—	" " Washer.....
2102	3471	" Disc.....
202407	3471	" Spring.....
201499B	3471	" Stud.....
201572B	3471	" Thumb Nut.....
225462	—	Tension Bracket complete, Nos. 201572B, 202407, 225461 and two 2102.....
225382	3469	Bobbin Winder (swinging automatic, right hand) complete, Nos. 200056E, 200082D, 200299H, 202473, 202478, 225381, 225433, 225444, 225453 to 225456, 225458 to 225460, 225462, 228026 and two wood screws 3/4 in. No. 12 R. H. B.....

DRIVING ATTACHMENT

NO.	PLATE	NAME
16592	818	Balance Wheel (friction) with 7958, 16524 and two 435c.....
16524	—	Balance Wheel Friction Ring (leather)...
7958	8643	" " " " Stop Pin...
24355	8644	" " Oil Cover.....
210D	8643	" " " " Screw.....
435c	3817	" " Set Screw.....
16514	768	Bobbin Winder Frame.....
32D	782	" " " " Hinge Screw.....
16515	768	Bobbin Winder Frame complete, Nos. 333D, 5960, 5961, 5963, 15077 and 16514
5960	768	Bobbin Winder Friction Wheel (leather)...
5961	768	" " " " Washer
333D	782	" " " " " "
		Screw.....
15072	8643	Bobbin Winder Position Pin.....
15077	773	" " Spindle with 15072.....
5963	768	" " " " Flange.....
27306	1162	" " Spool Pin.....
27307	1162	" " " " Stand.....
27308	1162	Bobbin Winder Spool Stand complete, Nos. 418E, 1562J, 2106, 10141, 11241, 27306, 27307 and two each 2455 and wood screws 1 in. No. 10.....
11241	8634	Bobbin Winder Spool Washer (cloth)....
12170	773	" " Spring.....
180F	782	" " " " Screw.....

DRIVING ATTACHMENT

NO.	PLATE	NAME
16516	774	Bobbin Winder Stop Latch with 152F and 1550H.....
152F	782	Bobbin Winder Stop Latch Adjusting Screw.....
1550H	783	Bobbin Winder Stop Latch Adjusting Screw Nut.....
75D	782	Bobbin Winder Stop Latch Hinge Screw.
27303	773	" " " " Spring.....
2269	773	" " " " Stop Pin.....
2455	8643	" " Tension Disc.....
1562J	8643	" " " " Regulating Thumb Nut.....
418E	8643	Bobbin Winder Tension Screw Stud.....
10141	8643	" " " " Spring.....
2106	8643	" " " " Thread Guard..
16530	818	Bracket.....
692D	783	" Screw.....
12458	818	Drip Pan with four 1 in. wire nails.....
16518	818	Driving Arm with 2269, 2928 and two 15132
2928	774	" " Brake (leather).....
15132	773	" " " " Rivet.....
12178	774	" " Friction Plug (wood).....
427E	783	" " " " Adjusting Screw.....
1508c	783	Driving Arm Friction Plug Adjusting Screw Nut.....
693D	782	Driving Arm Hinge Screw.....
1579c	783	" " " " Nut.....
12475	818	" " Pitman.....
20371	768	" " " " Crank.....
2022	773	" " " " Pin.....
20372	768	" " " " Spring.....
65D	782	" " " " Hinge Screw.....
16522	—	Driving Arm complete, Nos. 32D, 75D, 180F, 427E, 693D, 1508c, 1579c, 12170, 12178, 16515, 16516, 16518, 16530 and 27303.....
16594	818	Driving Friction Pulley, 2 1/8 in. diam., with 861D and 10236.....
10236	774	Driving Friction Pulley Centre Bearing..
861D	8643	" " " " Oil Hole Plug Screw.....
27072	—	Shaft Driving Pulley (sectional, grooved) 12 in. diam., 1 1/8 in. bore, with two 597c
597c	8643	Shaft Driving Pulley Clamping Screw...
12479	768	Starting Crank.....
2022	773	" " " " Pin.....

DRIVING ATTACHMENT

NO.	PLATE	NAME
12477	768	Starting Crank Shaft.....
44176	—	“ “ “ 12477 with 12479, 20371 and two 2022.....
126036	9934	Treadle.....
126205	8629	“ Bracket (left).....
126206	8629	Treadle Bracket (left) complete, Nos. 23258, 126205, 126207, 126208 and two wood screws 1 in. No. 14.....
126207	8629	Treadle Bracket (left) Hook.....
23258	8643	“ “ “ “ Friction Washer.....
126208	8633	Treadle Bracket (left) Hook Rivet.....
46681	9934	“ “ (right).....
60502	—	“ “ “ 46681 with two wood screws 1 in. No. 14.....
27637	818	Treadle Pitman Rod (lower).....
27638	8643	“ “ “ “ Spring.....
6055	5843	“ “ “ “ Washer.....
14081	818	“ “ “ (upper).....
9079	8643	“ “ “ “ Clamp with 354c.....
354c	774	Treadle Pitman Rod (upper) Clamp Screw
14233	818	Treadle Pitman complete, Nos. 2762, 6055, 14081, 27637, 27638 and two 9079.....
126209	—	Treadle complete, Nos. 60502, 126036 and 126206.....
126213	—	Treadle and Pitman complete, Nos. 14233 and 126209.....
2762	1206	Treadle Stop Collar with 362F.....
362F	8643	“ “ “ Set Screw.....
12478	—	Driving Attachment with Bobbin Winder and Treadle complete, Nos. 210D, 692D, 12475, 16522, 16592, 16594, 20372, 24355, 27072, 27308, 44176, 126213 and two 65D.....

FOOT LIFTER PARTS

NO.	PLATE	NAME
5596	768	Bell Crank.....
56848	—	“ “ 5596 with 5599 and 5601.....
5599	768	“ “ Bracket.....
178E	782	“ “ “ Screw.....
5601	773	“ “ Hinge Pin.....
5735	8643	“ “ Spring.....

FOOT LIFTER PARTS

NO.	PLATE	NAME
5598	768	Bell Crank complete, Nos. 5735 and 56848
5670	—	Chain, length 26 in. to 35 in.....
NOTE: When ordering 5670, state length required		
4879	8644	Chain Connecting Link.....
20340	8644	Lifting Lever with 448c.....
12415	768	“ “ Connecting Rod.....
12416	774	“ “ “ “ Joint.....
76D	782	“ “ “ “ Hinge Screw.....
1521J	8643	Lifting Lever Connecting Rod Lock Nut.
802D	782	“ “ Hinge Screw.....
21301	8643	“ “ Link.....
766D	782	“ “ “ Hinge Screw.....
19372	1313	“ “ Pin.....
448c	783	“ “ “ Set Screw.....
2763	819	Rock Shaft.....
12242	819	“ “ Hanger with two wood screws 1 in. No. 10.....
6337	819	Rock Shaft Lifting Bracket with two 356c
12243	819	“ “ “ “ Hook for 5598, for 4880.....
7125	819	Rock Shaft Lifting Bracket Hook for 5670, for 4880.....
356c	783	Rock Shaft Lifting Bracket Hook Set Screw.....
356c	783	Rock Shaft Lifting Bracket Set Screw.....
2770	819	“ “ Stop Dog with 356c.....
356c	783	“ “ “ Set Screw.....
4880	819	Rock Shaft complete, Nos. 2763, 2770, 7125, 12243 and two each 6337 and 12242.....
4881	819	Treadle.....
4882	8644	“ Shaft.....
4883	8644	“ Spring.....
4884	819	“ Stand.....
4885	819	Treadle complete, Nos. 4879, 4881 to 4884 and two wood screws 1 in. No. 16.....
43928	—	Foot Lifter complete, Nos. 76D, 766D, 802D, 1521J, 4880, 4885, 5598, 5670, 12415, 12416, 19372, 20340, 21301 and two 178E.....

KNEE LIFTER PARTS

NO.	PLATE	NAME
5596	768	Bell Crank.....
56848	—	“ “ 5596 with 5599 and 5601.....
5599	768	“ “ Bracket.....
178E	782	“ “ “ Screw.....
5601	773	“ “ Hinge Pin.....
5735	8643	“ “ Spring.....
5598	768	Bell Crank complete, Nos. 5735 and 56848
20340	8644	Lifting Lever with 448c.....
12415	768	“ “ Connecting Rod.....
12416	774	“ “ “ “ Joint.....
76D	782	“ “ “ “ “ Hinge Screw.....
1521J	8643	Lifting Lever Connecting Rod Lock Nut.
802D	782	“ “ Hinge Screw.....
21301	8643	“ “ Link.....
766D	782	“ “ “ Hinge Screw.....
19372	1313	“ “ Pin.....
448c	783	“ “ “ Set Screw.....
2763	819	Rock Shaft for 12250.....
20091	8636	“ “ “ 20465.....
7539	766	“ “ Hanger with two wood screws 1 in. No. 10, for 12250.....
2764	8636	Rock Shaft Hanger (back) with two wood screws 1 in. No. 10, for 20465.....
16128	8636	Rock Shaft Hanger (front) with two wood screws 1 in. No. 10, for 20465.....
2765	766	Rock Shaft Knee Arm.....
2766	766	“ “ “ “ Hub with 356c, for 2768.....
20462	8636	Rock Shaft Knee Arm Hub with 356c, for 20463.....
356c	783	Rock Shaft Knee Arm Hub Set Screw. . .
2768	—	Rock Shaft Knee Arm complete for 12250, Nos. 2765 to 2767.....
20463	—	Rock Shaft Knee Arm complete for 20465, Nos. 2765, 2767 and 20462.....
2767	766	Rock Shaft Knee Plate with 356c.....
356c	783	“ “ “ “ Set Screw.....
20464	8636	“ “ Lifting Arm with 356c, for 20465.....
356c	783	Rock Shaft Lifting Arm Set Screw.....
6337	819	“ “ “ Bracket with two 356c, for 12250.....

NO.	PLATE	NAME
2778	766	Rock Shaft Lifting Bracket Hook for 12250.....
356c	783	Rock Shaft Lifting Bracket Hook Set Screw.....
356c	783	Rock Shaft Lifting Bracket Set Screw. . .
2770	819	“ “ Stop Dog with 356c.....
356c	783	“ “ “ “ Set Screw.....
12250	—	Rock Shaft complete for 20341, Nos. 2763, 2768, 2778, 6337 and two each 2770 and 7539.....
20465	8636	Rock Shaft complete for 43931, Nos. 2764, 16128, 20091, 20463, 20464 and two 2770.....
20341	—	Knee Lifter complete, for Power Table or Stand No. 25265, Nos. 76D, 766D, 802D, 1521J, 5598, 12250, 12415, 12416, 19372, 20340, 21301 and two 178E.....
43931	—	Knee Lifter complete for Stands Nos. 25255 and 25265, Nos. 76D, 766D, 802D, 1521J, 5598, 12415, 12416, 19372, 20340, 20465, 21301 and two 178E.....

BENCH STAND

NO.	PLATE	NAME
79758	—	Bench Stand with 12248, two each 44244, wood screws ¼ in. No. 10, three wood screws 1½ in. No. 10 R. H. O. and A. and four each 12405 and 28084.....
12405	8633	Machine Cushion (felt) for 79758.....
28084	8633	“ “ “ Pin.....
27130	8633	“ “ (leather) for 12248. . .
44243	8633	“ Hinge Connection.....
2809	8633	“ “ “ Hinge Pin. . .
33887	8633	“ “ Plate.....
44244	—	Machine Hinge complete, Nos. 2809, 33887, 44243 and merized wood screws 1¼ in. No. 14.....
12248	8644	Machine Rest with 27130 and two wood screws 1 in. No. 12.....

STAND**HIGH SPEED**

NO.	PLATE	NAME
25329	3813	Band Wheel, 16 in. diam. with 1312c...
1312c	3817	" " Set Screw.....
25421	3814	" " Shaft.....
25422	3815	" " " Driver (left).....
25423	3815	" " " " Clutch (left).....
25424	3815	Band Wheel Shaft Driver (left) Clutch (right) with 5564.....
25425	3817	Band Wheel Shaft Driver (left) Clutch Spring.....
5564	3817	Band Wheel Shaft Driver (left) Clutch Spring Hook.....
25426	3815	Band Wheel Shaft Driver (right).....
25427	3815	" " " " Clutch (left).....
25428	3815	Band Wheel Shaft Driver (right) Clutch (right) with 5564.....
25425	3817	Band Wheel Shaft Driver (right) Clutch Spring.....
5564	3817	Band Wheel Shaft Driver (right) Clutch Spring Hook.....
25429	3815	Band Wheel Shaft Driving Flange with 356c.....
356c	783	Band Wheel Shaft Driving Flange Set Screw.....
*46604	—	Band Wheel Shaft Driving Flange (left) complete, Nos. 25422 to 25425, 25429 and 25434.....
*46605	—	Band Wheel Shaft Driving Flange (right) complete, Nos. 25425 to 25429 and 25434
25370	—	Belt, size ¼ in., length 67½ in., with 25127
25127	3817	" Hook.....
25430	3814	Brace.....
748r	782	" Screw.....
20467	5762	Drip Pan with eight 1 in. wire nails.....
25431	3813	Driving Arm (left) with 435c and 25435.
25432	3813	" " (right) with 435c and 25435
25433	8644	" " Hinge Pin.....
435c	3817	" " " " Set Screw.....
25434	3815	" Pinion.....
25345	3813	" Segment (rack).....
534r	3817	" " Bolt with 1510r.....
1510r	3817	" " " Nut.....
25446	3817	" " " Washer.....

NO.	PLATE	NAME
25349	3813	Foot Rest.....
25350	3817	" " Cotter Pin.....
25435	8644	" " Hinge Pin.....
25436	3813	Leg (left).....
25437	3813	" (right).....
25438	3814	" Stay Rod.....
1508r	783	" " " Nut.....
25086	3813	Wrench for 1510.....
25255	—	Stand (iron work) complete, Nos. 25086, 25329, 25421, 25430 to 25432, 25436 to 25438, 46604, 46605, two each 25345, 25349, 25350, 25433 and four each 534r, 748r, 1508r and 25446.....

STAND**ROCKING TREADLE, BALL BEARING PITMAN**

NO.	PLATE	NAME
25301	3825	Band Wheel, 16 in. diam., with 972c.....
46519	3825	" " Crank.....
46520	—	Band Wheel Crank and Pitman (ball bearing) complete, Nos. 1520r, 25371, 46506 to 46509, 46519, 46523, 46630, 46655 and six 25362.....
297c	3826	Band Wheel Crank Screw Centre.....
46629	—	" " " " " 297c with 1507r.....
1507r	3826	Band Wheel Crank Screw Centre Nut....
972c	3826	" " Set Screw.....
25016	—	Belt, size ¼ in., length 69½ in., with 25127
25127	3817	" Hook.....
46667	—	Brace.....
82985	5216	" 46667 with three 46629.....
748r	782	" Screw.....
46528	6142	" Section (left) with 46629.....
46663	6142	" " (right) with two 46629....
880r	5843	" " Screw.....
46662	6142	Brace (sectional) complete, Nos. 46528, 46663 and three 880r.....
82973	5216	Leg.....
25362	3826	Pitman Ball, size 1/8 in.....
46506	3826	" " Bearing Adjusting Screw Ring
46507	3826	" " " " " " " "
		Locking Washer (brass).....
46508	3826	Pitman Ball Bearing Ring.....
46509	3826	" " Case.....
46655	3826	" " Separator.....

STAND

NO.	PLATE	NAME
46523	3825	Pitman Rod with 25360.....
*25360	—	“ “ Ball.....
25371	3826	“ “ “ Bushing.....
25361	3826	“ “ “ Screw Bearing.....
46630	—	“ “ “ “ “ 25361 with 1670r.....
1670r	3826	Pitman Rod Ball Screw Bearing Nut....
1520r	783	“ “ Lock Nut.....
46524	3825	Treadle.....
297c	3826	“ Screw Centre.....
46629	—	“ “ “ 297c with 1507r...
1507r	3826	“ “ “ Nut.....
25086	3813	Wrench for 1507 and 1670.....
25200	3825	“ “ 972.....
25265	—	Stand (iron work) complete, Nos. 25086, 25200, 25301, 46520, 46524, 82985, two 82973 and four 748r.....

STAND

FOR ELECTRIC MOTOR

NO.	PLATE	NAME
297c	3826	Band Wheel Crank Screw Centre.....
46629	—	“ “ “ “ “ 297c with 1507r.....
1507r	3826	Band Wheel Crank Screw Centre Nut....
25490	—	Belt, size $\frac{1}{4}$ in., length 36 in., with 25127
25127	3817	Belt Hook.....
46667	—	Brace.....
82985	5216	“ 46667 with three 46629.....
748r	782	“ Screw.....
46528	6142	“ Section (left) with 46629.....
46663	6142	“ “ (right) with two 46629....
880r	5843	“ “ Screw.....
46662	6142	Brace (sectional) complete, Nos. 46528, 46663 and three 880r.....
82973	5216	Leg.....
25082	8382	Treadle.....
297c	3826	“ Screw Centre.....
46629	—	“ “ “ 297c with 1507r...
1507r	3826	“ “ “ Nut.....
7958	5843	Motor Pitman Pin.....
25086	3813	Wrench for 1507.....
25279	—	Stand (iron work) complete, Nos. 7958, 25082, 25086, 82985, two 82973 and four 748r.....

STAND

ROCKING TREADLE, BALL BEARING, PITMAN FOR FOOT POWER
AND S. D. 11 AND S. D. 12 ELECTRIC MOTOR

NO.	PLATE	NAME
25301	3825	Band Wheel, 16 in. diam., with 972c....
46519	3825	“ “ Crank.....
46656	—	Band Wheel Crank and Pitman (ball bearing) complete, Nos. 1520r, 25371, 46506 to 46509, 46519, 46630, 46655, 46658 to 46660 and six 25362.....
297c	3826	Band Wheel Crank Screw Centre.....
46629	—	“ “ “ “ 297c with 1507r.....
1507r	3826	Band Wheel Crank Screw Centre Nut....
972c	3826	“ “ Set Screw.....
25016	—	Belt, size $\frac{1}{4}$ in., length 69 $\frac{1}{2}$ in., with 25127, from band wheel to machine.....
46657	—	Belt, size $\frac{1}{4}$ in., length 36 $\frac{1}{2}$ in., with 25127, from motor to machine.....
25127	3817	Belt Hook.....
46667	—	Brace.....
82985	5216	“ 46667 with three 46629.....
748r	782	“ Screw.....
46528	6142	“ Section (left) with 46629.....
46663	6142	“ “ (right) with two 46629....
880r	5843	“ “ Screw.....
46662	6142	Brace (sectional) complete, Nos. 46528, 46663 and three 880r.....
82973	5216	Leg.....
25362	3826	Pitman Ball, size $\frac{3}{16}$ in.....
46506	3826	“ “ Bearing Adjusting Screw Ring.....
46507	3826	Pitman Ball Bearing Adjusting Screw Ring Locking Washer (brass).....
46508	3826	Pitman Ball Bearing Ring.....
46509	3826	“ “ Case.....
46655	3826	“ “ Separator.....
46658	5843	“ Rod (lower) with 25360.....
*25360	—	“ “ “ Ball.....
25371	3826	“ “ “ “ Bushing.....
25361	3826	“ “ “ “ Screw Bearing
46630	—	“ “ “ “ “ “ 25361 with 1670r.....
1670r	3826	Pitman Rod (lower) Ball Screw Bearing Nut.....

STAND

NO.	PLATE	NAME
46659	8644	Pitman Rod (upper).....
1520R	783	" " " Lock Nut.....
46660	5843	" " Coupling.....
46524	3825	Treadle.....
297c	3826	" Screw Centre.....
46629	—	" " " 297c with 1507R...
1507R	3826	" " " Nut.....
10875	8644	Wrench for 46660.....
25086	3813	" " 1507 and 1670.....
25200	3825	" " 972.....
25284	—	Stand (iron work) complete, Nos. 10875, 25086, 25200, 25301, 46524, 46656, 82985, two 82973 and four 748R.....
67175	5843	Hook for 67072.....
67176	5844	Treadle Pitman Rod (lower).....
67086	5844	" " " (upper).....
9079	5844	" " " Clamp with 354c.....
354c	774	" " " Screw.....
67177	5844	Treadle Pitman complete, Nos. 9079, 67086 and 67176.....

TRIMMINGS FOR END AND BACK LEAF TABLE

NO.	PLATE	NAME
25001	3825	Back Leaf Bracket with two wood screws 1 in. No. 10.....
25002	3825	Back Leaf Scroll Bracket with $\frac{3}{4}$ in. No. 9 and two 1 in. No. 12 wood screws...
25003	3825	Back Leaf Sliding Hinge, Nos. 25149, three 25151 and six wood screws $\frac{3}{4}$ in. No. 8.....
25151	3825	Back Leaf Sliding Hinge Plate.....
25149	3825	" " " Rod.....
25057	3825	End Leaf Support complete, Nos. 25143, 25168, 25169 and two wood screws $\frac{5}{8}$ in. No. 7.....
25168	3825	End Leaf Support Bracket.....
25060	3825	" " " Button with wood screws $1\frac{1}{2}$ in. No. 12 R. H. B.....
25169	3825	End Leaf Support Lever.....
25143	8643	" " " " Hinge Pin.....
20022	8644	Machine Rest (felt) for machine or stand

THREAD UNWINDERS

THREAD UNWINDER

FOR ONE LARGE SPOOL OR ONE LARGE CONE OF THREAD

NO.	PLATE	NAME
225389	8523	Spool Rest with 201018c.....
225388	8523	" " Rod.....
200383c	8633	" " " Set Screw.....
201018c	8633	" " Set Screw.....
202490	8523	" Stand with 200383c.....
225391	8523	Thread Guide.....
201696J	8633	" " Lock Nut.....
225392	8523	" " Rod with 208E and 225393
208E	782	" " " Screw.....
225393	8633	" " " Washer.....
225394	8523	Thread Unwinder complete, Nos. 201696J, 202490, 225388, 225389, 225391, 225392 and three wood screws $\frac{1}{8}$ in. No. 12...
27739	8639	Thread Cone (wood) for large cones....
225390	—	" " Holder, for inverted cones..

NOTE: Nos. 27739 and 225390 are used with,
but not included in 225394.

THREAD UNWINDER

FOR TWO LARGE SPOOLS OR TWO LARGE CONES OF THREAD

This Thread Unwinder is the same as 225394
with the following exceptions:

NO.	PLATE	NAME
225395	7233	Spool Rest with 201018c, in place of 225389.....
225396	7233	Thread Unwinder complete, Nos. 201696J, 202490, 225388, 225392, 225395, two 225391 and three wood screws $\frac{1}{8}$ in. No. 12.....
27739	8639	Thread Cone (wood) for large cones....
225390	—	" " Holder, for inverted cones..

NOTE: Nos. 27739 and 225390 are used with,
but not included in 225396

NUMERICAL LIST OF PARTS

NO.	PLATE	NAME
32D	782	Bobbin Winder Frame Hinge Screw for 16522.....
35D	8643	Bobbin Winder Stop Latch Hinge Screw for 27647 and 27650.....
65D	782	Driving Arm Pitman Hinge Screw for 12478.....
75D	782	Bobbin Winder Stop Latch Hinge Screw for 16522.....
76D	782	Lifting Lever Connecting Rod Joint Hinge Screw for 20341, 43928 and 43931.....
144D	782	Arm Shaft Screw.....
145D	782	Shuttle Race Screw.....
152F	782	Bobbin Winder Stop Latch Adjusting Screw for 16516.....
157J	782	Feed Lifting Rock Shaft Crank Clamping Screw for 12376.....
157J	782	Feed Rock Shaft Crank Clamping Screw for 29633.....
158C	1206	Bed Frame Cushion Screw for 20067.....
162D	8634	Belt Guard Extension Screw for 126365..
175D	8634	Lifting Presser Bar Guide Bracket Support Screw.....
178E	782	Bell Crank Bracket Screw for 20341, 43928 and 43931.....
180F	782	Bobbin Winder Spring Screw for 16522 ..
190D	782	Binder Ribbon Tension Screw for 28784
190D	782	Corder Cord Guide Screw for 120207.....
193D	1312	Lifting Presser Foot Screw.....
193F	1312	Binder Folder Screw for 26953.....
199D	1312	Lifting Presser Bar Bell Crank Connecting Link Cap Screw for 24716.....
199D	1312	Lifting Presser Bar Bell Crank Cap Screw for 24716.....
199D	1312	Vibrating Presser Bar Cap Screw for 24716
207F	5843	Binder Folder Screw for 28784, 28794 and 120467.....
207F	5843	Binder Screw for 28828.....
208E	782	Feed Dog Screw.....
208E	782	Thread Unwinder Thread Guide Rod Screw for 225392.....
210D	8643	Driving Attachment Balance Wheel Oil Cover Screw for 12478.....
211E	1206	Bed Frame Hinge Connection Cap Screw for 19398.....

NUMERICAL LIST OF PARTS

NO.	PLATE	NAME
217d	1312	Vibrating Presser Foot Screw.....
219d	774	Face Plate Screw.....
219f	774	Vibrating Presser Bar Cap Screw for 19367
226d	8640	Oscillating Shaft Crank Slide Block Cap Screw for 19449.....
233d	782	Needle Bar Thread Guide Screw.....
248A	8634	Clamp Stop Motion Clamp Stop Screw for 3022.....
256j	8635	Clamp Stop Motion Clamp Screw for 3022
283d	1379	Binder Thumb Screw for 26956.....
286d	783	Arm Side Cover Thumb Screw.....
297c	3826	Band Wheel Crank Screw Centre for 46629
297c	3826	Treadle Screw Centre for 46629.....
307c	783	Feed Lifting Rock Shaft Screw Centre for 56814.....
307c	783	Feed Rock Shaft Screw Centre for 56814
313c	783	" Bar Screw Centre for 56813.....
333d	782	Bobbin Winder Friction Wheel Washer Screw for 16515.....
335d	1313	Vibrating Presser Bar Spring Screw.....
337d	8640	Binder Ribbon Guide Screw for 28794...
354c	774	Driving Attachment Treadle Pitman Rod (upper) Clamp Screw for 9079.....
354c	774	Treadle Pitman Clamp Screw for 9079...
356c	783	Band Wheel Shaft Driving Flange Set Screw for 25429.....
356c	783	Rock Shaft Knee Arm Hub Set Screw for 2766 and 20462.....
356c	783	Rock Shaft Knee Plate Set Screw for 2767.....
356c	783	Rock Shaft Lifting Arm Set Screw for 20464.....
356c	783	Rock Shaft Lifting Bracket Hook Set Screw for 6337.....
356c	783	Rock Shaft Lifting Bracket Set Screw for 6337.....
356c	783	Rock Shaft Stop Dog Set Screw for 2770
362f	8643	Driving Attachment Treadle Stop Collar Set Screw for 2762.....
375c	782	Lifting Presser Bar Bell Crank Driving Arm Eccentric Connection Hinge Screw
375c	782	Feed Connecting Link Hinge Screw for 43993.....
375c	782	Feed Forked Connection Hinge Screw for 43993.....
375c	782	Feed Lifting Rock Shaft Connecting Rod Hinge Screw.....

NUMERICAL LIST OF PARTS

NO.	PLATE	NAME
391d	8640	Shuttle Bobbin Case Position Plate Screw for 24419.....
418E	8643	Bobbin Winder Tension Screw Stud for 27308.....
427E	783	Driving Attachment Driving Arm Fric- tion Plug Adjusting Screw for 16522..
435c	3817	Driving Attachment Balance Wheel Set Screw for 16592.....
435c	3817	Driving Arm Hinge Pin Set Screw for 25431 and 25432.....
435c	3817	Thread Take-up Lever Link Hinge Pin Set Screw.....
446c	783	Feed and Feed Lifting Eccentric Set Screw for 20283.....
448c	783	Oscillating Rock Shaft Hinge Pin Set Screw.....
448c	783	Thread Take-up Spring Regulator Set Screw.....
448c	783	Lifting Lever Pin Set Screw for 20340...
448c	783	Needle Bar Crank and Lifting Eccentric Set Screw for 19365.....
448c	783	Balance Wheel Set Screw for 4370 and 12358.....
448c	783	Arm Shaft Flanged Bushing (back) Set Screw.....
453c	783	Oscillating Shaft Crank Set Screw for 44135.....
453c	783	Needle Bar Connecting Stud Set Screw for 12384.....
453c	783	Lifting Presser Bar Guide Bracket Set Screw for 24589.....
457c	783	Oscillating Shaft Crank Set Screw for 19447.....
457c	783	Corder Cord Guide Bed Leveling Screw for 120206.....
462c	773	Clamp Stop Motion Flanged Bushing Set Screw for 4933.....
534r	3817	Driving Segment Bolt with 1510r, for 25255.....
591f	782	Shuttle Tension Regulating Screw for 62740.....
592E	782	Shuttle Bobbin Case Latch Stop Screw for 62740.....
597c	8643	Driving Attachment Shaft Driving Pulley Clamping Screw for 27072.....
624c	8640	Thread Retainer Set Screw.....

NUMERICAL LIST OF PARTS

NO.	PLATE	NAME
671D	5806	Binder Folder and Ribbon Tension Thumb Screw for 26701.....
688J	783	Pressure Regulating Thumb Screw.....
689c	782	Lifting Presser Bar Lifter Screw.....
690E	782	Thread Take-up Crank Wedge Screw....
691F	782	Throat Plate Screw.....
692D	783	Driving Attachment Bracket Screw for 12478.....
693D	782	Driving Attachment Driving Arm Hinge Screw for 16522.....
725E	8640	Shuttle Race Slide Spring Screw for 12432
743c	1313	Needle Bar Crank and Lifting Eccentric Position Screw for 19365.....
748E	782	Arm Screw (back).....
748R	782	Brace Screw for 25255, 25265, 25284 and 25279.....
766D	782	Lifting Lever Link Hinge Screw for 20341, 43928 and 43931.....
775E	782	Thread Take-up Lever Cap Screw for 43990.....
794E	782	Needle Bar Connecting Link Adjusting Screw for 12382.....
802D	782	Lifting Lever Hinge Screw for 20341, 43928 and 43931.....
808F	782	Needle Clamp Screw for 4303.....
818D	783	Feed Regulator Thumb Screw for 43993..
854E	783	Arm Screw (front).....
861D	8643	Driving Attachment Driving Friction Pulley Oil Hole Plug Screw for 16594..
880R	5843	Brace Section Screw for 46662.....
896E	773	Crank Connecting Rod Cap Screw for 20197.....
907D	782	Shuttle Race Back Spring Screw for 24419
908c	773	Crank Connecting Rod Hinge Screw.....
936E	773	Needle Bar Screw Bushing.....
965D	1312	Lifting Presser Bar Bell Crank Driving Arm Shaft Bracket Screw.....
966E	5806	Feed Lifting Rock Shaft Connecting Rod Cap Screw for 43976.....
972c	3826	Band Wheel Set Screw for 25301.....
988c	8640	Oscillating Shaft Crank Slide Block Screw Stud for 19449.....
1044D	8641	Corder Cord Guide Arm Hinge Screw for 120207.....
1053D	8640	Shuttle Race Cap Screw for 62502.....
1128E	8634	Feed Regulator Hinge Screw.....
1266c	5806	Shuttle Driver Set Screw for 12444.....

NUMERICAL LIST OF PARTS

NO.	PLATE	NAME
1312c	3817	Band Wheel Set Screw for 25329.....
1480D	8634	Belt Guard Retaining Screw for 126365..
1507R	3826	Band Wheel Crank Screw Centre Nut for 46629.....
1507R	3826	Treadle Screw Centre Nut for 46629.....
1508c	783	Driving Attachment Driving Arm Friction Plug Adjusting Screw Nut for 16522
1508R	783	Leg Stay Rod Nut for 25255.....
1510R	3817	Driving Segment Bolt Nut for 534.....
1513J	783	Feed Lifting Rock Shaft Screw Centre Nut for 56814.....
1513J	783	Feed Rock Shaft Screw Centre Nut for 56814.....
1518J	783	Oscillating Shaft Crank Slide Block Screw Stud Nut for 19447 and 44135.....
1518J	783	Feed Connecting Link Hinge Screw Nut for 43993.....
1518J	783	Feed Forked Connection Hinge Screw Nut for 43993.....
1518J	783	Feed Lifting Rock Shaft Connecting Rod Hinge Screw Nut.....
1518J	783	Lifting Presser Bar Bell Crank Driving Arm Eccentric Connection Hinge Screw Nut.....
1519J	783	Feed Bar Screw Centre Nut for 56813... ..
1520J	783	Lifting Presser Bar Lifter Screw Nut....
1520R	783	Pitman Rod Lock Nut for 46520.....
1520R	783	" " (upper) Lock Nut for 46656
1521J	8643	Lifting Lever Connecting Rod Lock Nut for 20341, 43928 and 43931.....
1550H	783	Bobbin Winder Stop Latch Adjusting Screw Nut for 16516.....
1560c	783	Tension Regulating Thumb Nut for 44141
1562J	8643	Bobbin Winder Tension Regulating Thumb Nut for 27308.....
1579c	783	Driving Attachment Driving Arm Hinge Screw Nut for 16522.....
1619E	773	Crank Connecting Rod Hinge Screw Nut
1620J	5806	Bobbin Winder Frame Hinge Screw Nut for 27647 and 27650.....
1670R	3826	Pitman Rod Ball Screw Bearing Nut for 46630.....
1670R	3826	Pitman Rod (lower) Ball Screw Bearing Nut for 46630.....
1813	783	Feed Lifting Rock Shaft Crank Roller and Stud for 12376.....

NUMERICAL LIST OF PARTS

NO.	PLATE	NAME
1904	770	Needle Bar Connecting Stud Roller (roller only) for 12384
2020	8635	Clamp Stop Motion Clamp Washer for 3022.....
2022	773	Clamp Stop Motion Flanged Bushing Pin
2022	773	Driving Attachment Driving Arm Pitman Crank Pin for 44176.....
2022	773	Driving Attachment Starting Crank Pin for 44176.....
2049	773	Lifter Presser Bar Bell Crank Driving Arm Pin for 19361.....
2049	773	Oscillating Shaft Crank Pin.....
2049	773	Shuttle Driver Pin.....
2102	3471	Bobbin Winder Tension Disc for 225462.
2102	5806	Tension Disc for 44118.....
2106	8643	Bobbin Winder Tension Thread Guard for 27308.....
2135	8636	Balance Wheel (stand) heavy rim, 2½ in. pulley, for 3022.....
2269	773	Bobbin Winder Stop Latch Stop Pin for 16518.....
2455	8643	Bobbin Winder Tension Disc for 27308..
2523	771	Shuttle Bobbin Case Position Finger Rivet for 62740.....
2531	8639	Shuttle Race Back for 24419.....
2532	8640	“ “ “ Position Pin for 24419
2533	8639	“ “ “ Spring for 24419.....
2762	1206	Driving Attachment Treadle Stop Collar with 362F, for 14233.....
2763	819	Rock Shaft for 4880 and 12250.....
2764	8636	“ “ Hanger (back) with two wood screws 1 in. No. 10, for 20465.....
2765	766	Rock Shaft Knee Arm for 2768 and 20463
2766	766	“ “ “ “ Hub with 356c, for 2768.....
2767	766	Rock Shaft Knee Plate with 356c, for 2768 and 20463.....
2768	—	Rock Shaft Knee Arm complete for 12250, Nos. 2765 to 2767.....
2770	819	Rock Shaft Stop Dog with 356c, for 4880, 12250 and 20465.....
2778	766	Rock Shaft Lifting Bracket Hook for 12250.....
2809	8633	Machine Hinge Connection Hinge Pin for 44244.....
2827	773	Face Plate Thread Guard (upper) with 8505, for 19355.....

NUMERICAL LIST OF PARTS

NO.	PLATE	NAME
2862	8636	Balance Wheel (stand) heavy rim, 3 in. pulley, for 3022.....
2928	774	Driving Attachment Driving Arm Brake (leather) for 16518.....
2973	771	Shuttle Bobbin Case Latch Lever for 15141
2974	771	“ “ “ “ “ Fulcrum Pin for 15141.....
2975	771	Shuttle Bobbin Case Latch Spring for 62740.....
2996	771	Shuttle Bobbin for 19292.....
3022	—	Clamp Stop Motion complete, Nos. 248R, 256J, 2020 and 4933.....
*3023	—	Clamp Stop Motion Flanged Bushing for 4933.....
3033	770	Feed Connecting Link for 43993.....
3039	768	Feed Regulator for 43993.....
3094	773	Thread Take-up Crank Wedge.....
4302	773	Needle Bar Thread Guide.....
4303	773	Needle Clamp with 808F.....
4307	8639	Shuttle Race Slide Spring for 12432.....
4370	8636	Balance Wheel (stand) heavy rim, 2½ in. pulley, with two 448c.....
4784	8634	Oscillating Rock Shaft Oil Pad for 24105
4822	2045	Wrench for 1521.....
4855	1312	Lifting Presser Bar Lifter.....
4879	8644	Chain Connecting Link for 4885.....
4880	819	Rock Shaft complete for 43928, Nos. 2763, 2770, 7125, 12243 and two each 6337 and 12242.....
4881	819	Treadle for 4885.....
4882	8644	“ Shaft for 4885.....
4883	8644	“ Spring for 4885.....
4884	819	“ Stand for 4885.....
4885	819	Treadle complete for 43928, Nos. 4879, 4881 to 4884 and two wood screws 1 in. No. 16.....
4933	8635	Clamp Stop Motion Flanged Bushing 3023 with two 462c, for 3022.....
5564	3817	Band Wheel Shaft Driver (left) Clutch Spring Hook for 25424.....
5564	3817	Band Wheel Shaft Driver (right) Clutch Spring Hook for 25428.....
5596	768	Bell Crank for 56848.....
5598	768	Bell Crank complete for 20341, 43928 and 43931, Nos. 5735 and 56848.....
5599	768	Bell Crank Bracket for 56848.....
5601	773	“ “ Hinge Pin for 56848.....

NUMERICAL LIST OF PARTS

NO.	PLATE	NAME
5670	—	Foot Lifter Chain, length 26 in. to 35 in., for 43928.....
5735	8643	Bell Crank Spring for 5598.....
5960	768	Bobbin Winder Friction Wheel (leather) for 16515.....
5961	768	Bobbin Winder Friction Wheel Washer for 16515.....
5963	768	Bobbin Winder Spindle Flange for 16515.....
6037	8641	Corder Cord Guide Bracket Rivet for 26796.....
6055	5843	Machine Hinge Bolt Nut Washer for 44180.....
6055	5843	Driving Attachment Treadle Pitman Rod (lower) Spring Washer for 14233.....
6337	819	Rock Shaft Lifting Bracket with two 356c, for 4880 and 12250.....
7071	2021	Binder Folder Screw Washer for 26953, 28784, 28794 and 120467.....
7071	2021	Binder Screw Washer for 28828.....
7071	2021	" Ribbon Tension Screw Washer for 28784.....
7125	819	Rock Shaft Lifting Bracket Hook for 5670, for 4880.....
7336	8640	Thread Take-up Spring Regulator for 44118.....
7539	766	Rock Shaft Hanger with two wood screws 1 in. No. 10, for 12250.....
7553	771	Shuttle Bobbin Case Position Finger for 62740.....
7806	8640	Binder Ribbon Guide Screw Washer for 28794.....
7958	8643	Driving Attachment Balance Wheel Friction Ring Stop Pin for 16592.....
7958	5843	Motor Pitman Pin for 25279.....
8418	8640	Belt Guard Button for 8420.....
8419	8640	" " " Washer (leather) for 8420.....
8420	—	Belt Guard Button 8418 with 8419 and wood screw 1¼ in. No. 9 R. H. B., for 41931.....
8505	773	Face Plate Thread Guard (upper) Rivet for 2827.....
8582	773	Arm Dowel Pin.....
8908	2045	Wrench for 1519, 1520 and 1620 (Attachments and Accessories).....
8909	2045	Wrench for 1513, 1518 and 51581 (Attachments and Accessories).....

NUMERICAL LIST OF PARTS

NO.	PLATE	NAME
9079	5844	Driving Attachment Treadle Pitman Rod (upper) Clamp with 354c, for 14233....
9079	5844	Treadle Pitman Clamp with 354c for 67177.....
9331	8634	Belt Guard Extension Screw Washer for 126365.....
10141	8643	Bobbin Winder Tension Spring for 27308.....
10236	774	Driving Attachment Driving Friction Pulley Centre Bearing for 16594.....
10875	8644	Wrench for 46660, for 25284.....
*11104	—	Arm Shaft Bushing for 20339.....
11119	773	Arm Oil Tube with 52045, for oiling 12408 and 19365.....
11167	8635	Lifting Presser Bar Spring (light) .051 wire.....
11170	771	" " " " Washer.....
11204	770	Thread Take-up Lever Link Hinge Pin for 43990.....
11241	8634	Arm Spool Pin Washer (cloth).....
11241	8634	Bobbin Winder Spool Washer (cloth) for 27308.....
12139	—	Lifting Presser Bar Spring (medium) .055 wire.....
12149	8640	Tension Thread Guard.....
12150	773	Face Plate Thread Guard (lower) 44181 with 12152, for 19355.....
12152	773	Face Plate Thread Guard (lower) Rivet for 12150.....
12166	773	Thread Take-up Lever Hinge Pin for 12410.....
12170	773	Bobbin Winder Spring for 16522.....
12178	774	Driving Attachment Driving Arm Friction Plug (wood) for 16522.....
12193	8635	Arm Side Cover.....
12242	819	Rock Shaft Hanger with two wood screws 1 in. No. 10, for 4880.....
12243	819	Rock Shaft Lifting Bracket Hook for 5598, for 4880.....
12248	8644	Machine Rest with 27130 and two wood screws 1 in. No. 12, for 79758.....
12250	—	Rock Shaft complete for 20341, Nos. 2763, 2768, 2778, 6337 and two each 2770 and 7539.....
12327	770	Lifting Presser Bar Lifting and Releasing Lever Bracket.....
12329	8634	Tension Releasing Lever Spring.....
12357	8637	Arm Shaft Flanged Bushing (back).....
12358	8636	Balance Wheel (power) light rim, 2⅞ in. pulley, with two 448c.....
*12360	—	Bed.....

NUMERICAL LIST OF PARTS

NO.	PLATE	NAME
12361	8640	Machine Hinge Connection for 44140 and 44180.....
12368	8637	Feed Bar.....
12370	8638	" Dog, 15 teeth (16 teeth to the inch)
12376	770	" Lifting Rock Shaft Crank with 157s and 1813, for 44126.....
12379	766	Feed Rock Shaft for 20333.....
12381	8635	Needle Bar (hollow).....
*12382	770	" " Connecting Link with 794E, for 43997.....
*12383	—	Needle Bar Connecting Stud for 12384..
12384	770	Needle Bar Connecting Stud complete, for 43997, Nos. 453c, 1904 and 12383..
12388	8639	Oscillating Rock Shaft Hinge Pin for 24105
12389	766	" Shaft.....
12391	8635	Lifting Presser Bar (hollow).....
12393	771	Shuttle Body for 19292.....
*12394	—	" Driver for 12444.....
12398	773	Tension Releasing Lever Hinge Pin.....
12403	8634	Arm Spool Pin and Thread Eyelet.....
12404	770	Thread Take-up Crank for 43990.....
12405	774	Machine Rest, felt (Attachments and Accessories) and for 79758.....
12408	770	Thread Take-up Lever for 12410.....
12409	770	" " " Link for 12410...
12410	—	Thread Take-up Lever complete for 43990, Nos. 12166, 12408 and 12409.....
12412	8638	Throat Plate, large needle hole, for 12370 and 43979.....
12415	768	Lifting Lever Connecting Rod for 20341, 43928 and 43931.....
12416	774	Lifting Lever Connecting Rod Joint for 20341, 43928 and 43931.....
12424	773	Oscillating Shaft Crank Slide Block Cap Screw Washer for 19449.....
12427	766	Arm Shaft for 44121.....
12431	8639	Shuttle Race Slide for 12432.....
12432	—	Shuttle Race Slide complete, Nos. 4307, 12431 and two 725E.....
12444	771	Shuttle Driver 12394 with two 1266c....
12453	773	Arm Oil Tube, for intermediate bearing..
12454	773	" " " with 52045, for oiling 12409
12458	818	Drip Pan with four 1 in. wire nails.....
12475	818	Driving Attachment Driving Arm Pitman for 12478.....
12477	768	Driving Attachment Starting Crank Shaft for 44176.....

NUMERICAL LIST OF PARTS

NO.	PLATE	NAME
12478	—	Driving Attachment with Bobbin Winder and Treadle complete, Nos. 210D, 692D, 12475, 16522, 16592, 16594, 20372, 24355, 27072, 27308, 44176, 126213 and two 65D.....
12479	768	Driving Attachment Starting Crank for 44176.....
14010	1206	Bed Frame Hinge Plate Rivet for 20067
14081	818	Driving Attachment Treadle Pitman Rod (upper) for 14233.....
14233	818	Driving Attachment Treadle Pitman complete for 126213, Nos. 2762, 6055, 14081, 27637, 27638 and two 9079.....
15072	8643	Bobbin Winder Bobbin Position Pin for 15077 and 27538.....
15077	773	Bobbin Winder Spindle with 15072, for 16515.....
15132	773	Driving Attachment Driving Arm Brake Rivet for 16518.....
15140	8634	Shuttle Bobbin Case Latch for 15141....
15141	—	Shuttle Bobbin Case Hinge, Nos. 2973, 2974 and 15140, for 62740.....
15278	771	Shuttle Tension Spring for 62740.....
16128	8636	Rock Shaft Hanger (front) with two wood screws 1 in. No. 10, for 20465.....
16514	768	Bobbin Winder Frame for 16515.....
16515	768	Bobbin Winder Frame complete for 16522, No. 333D, 5960, 5961, 5963, 15077 and 16514.....
16516	774	Bobbin Winder Stop Latch with 152F and 1550H, for 16522.....
16518	818	Driving Attachment Driving Arm with 2269, 2928 and two 15132, for 16522..
16522	—	Driving Attachment Driving Arm complete for 12478, Nos. 32D, 75D, 180F, 427E, 693D, 1508C, 1579C, 12170, 12178, 16515, 16516, 16518, 16530 and 27303
16524	—	Driving Attachment Balance Wheel Friction Ring (leather) for 16592.....
16530	818	Driving Attachment Bracket for 16522..
16555	1206	Bed Frame Hinge Plate for 20067.....
16592	818	Driving Attachment Balance Wheel (friction) with 7958, 16524 and two 435c, for 12478.....
16594	818	Driving Attachment Driving Friction Pulley, 2 $\frac{5}{16}$ in. diam., with 861D and 10236, for 12478.....

NO.	PLATE	NAME
19219	1206	Bed Frame Cushion (leather) for 20067..
19220	1206	" " " Spring for 20067.....
19221	2045	Wrench for 936 and 1619 (Attachments and Accessories).....
19226	1206	Bed Frame Hinge Connection for 19398..
19292	771	Shuttle, 1 $\frac{1}{4}$ in. diam., Nos. 2996, 12393 and 62740.....
19354	—	Face Plate for 19355.....
19355	8635	Face Plate complete, Nos. 2827, 12150 and 19354.....
19356	1312	Lifting Presser Bar Bell Crank for 24716
19357	1312	" " " " " Connect- ing Link for 24716.....
19358	1312	Lifting Presser Bar Bell Crank Driving Arm for 19361.....
19359	1312	Lifting Presser Bar Bell Crank Driving Arm Shaft for 19361.....
19360	8639	Lifting Presser Bar Bell Crank Driving Arm Shaft Bracket for 19361.....
19361	—	Lifting Presser Bar Bell Crank Driving Arm Shaft Bracket complete, Nos. 2049 and 19358 to 19360.....
19362	1313	Lifting Presser Bar Bell Crank Driving Arm Eccentric Connection for 62637...
19364	1312	Lifting Presser Foot for 19370.....
19365	8639	Needle Bar Crank and Lifting Eccentric with 448c and 743c, for 62637.....
19366	1313	Vibrating Presser Bar for 24716.....
19367	1313	" " " Cap.....
19368	1313	" " " Cushion (rawhide)
19369	1313	" " " Spring.....
19370	1312	" " " Foot for 12370 and 43979
19372	1313	Lifting Lever Pin for 20341, 43928 and 43931.....
19374	1313	Vibrating Presser Foot for 44252 and 44253
19375	1313	Lifting Presser Foot for 19374 and 19376
19376	1313	Vibrating Presser Foot for 20106 and for 24344 for 26956.....
19397	1206	Bed Frame Hinge Connection Cap for 19398.....
19398	—	Bed Frame Hinge Connection 19226 with 211E and 19397, for 20067.....
19447	8640	Oscillating Shaft Crank complete, Nos. 457c, 1518r, 19449 and 19496.....
19448	8640	Oscillating Shaft Crank Slide Block for 19449.....

NO.	PLATE	NAME
19449	8640	Oscillating Shaft Crank Slide Block complete for 19447 and 44135, Nos. 226D, 988c, 12424 and 19448.....
19474	8642	Feed Dog, 14 teeth (16 teeth to the inch) for corset work, for 35209 and 35324...
19475	8642	Throat Plate, large needle hole, for 19474
19496	—	Oscillating Shaft Crank for 19447.....
20022	8644	Machine Rest (felt) for machine on stand (Trimnings for End and Back Leaf Table).....
20023	—	Lifting Presser Bar Spring (heavy) .063 wire.....
20067	819	Bed Frame with two each 16555, 19398, four each 19219, 19220, six each 14010, wood screws 1 $\frac{1}{4}$ in. No. 12 and eight 158c
20091	8636	Rock Shaft for 20465.....
20106	8638	Feed Dog, 13 teeth (16 teeth to the inch) for 28784.....
20107	8638	Throat Plate, small needle hole, for 20106
20197	8637	Crank Connecting Rod with 20198 and two 896E, for 44195.....
*20198	—	Crank Connecting Rod Cap for 20197...
20283	8635	Feed and Feed Lifting Eccentric with 446c, for 44121.....
20284	8637	Feed Forked Connection for 43993.....
20315	—	Throat Plate, large needle hole, for 20106
20333	—	Feed Rock Shaft complete, Nos. 12379 and 29633.....
*20339	—	Arm with 11104.....
20340	8644	Lifting Lever with 448c. for 20341, 43928 and 43931.....
20341	—	Knee Lifter complete, for Power Table or Stand No. 25265, Nos. 76D, 766D, 802D, 1521J, 5598, 12250, 12415, 12416, 19372, 20340, 21301 and two 178E.....
20371	768	Driving Attachment Driving Arm Pitman Crank for 44176.....
20372	768	Driving Attachment Driving Arm Pitman Crank Spring for 12478.....
20462	8636	Rock Shaft Knee Arm Hub with 356c, for 20463.....
20463	—	Rock Shaft Knee Arm complete for 20465, Nos. 2765, 2767 and 20462.....
20464	8636	Rock Shaft Lifting Arm with 356c, for 20465.....

NUMERICAL LIST OF PARTS

NO.	PLATE	NAME
20465	8636	Rock Shaft complete for 43931, Nos. 2764, 16128, 20091, 20463, 20464 and two 2770.....
20467	5762	Drip Pan with eight 1 in. wire nails, for 25255.....
21301	8643	Lifting Lever Link for 20341, 43928 and 43931.....
22003	2045	Wrench for 1550 (Attachments and Accessories).....
23258	8643	Driving Attachment Treadle Bracket (left) Hook Friction Washer for 126206.....
24036	8635	Feed and Feed Lifting Eccentric Sleeve for 44121.....
*24104	8639	Oscillating Rock Shaft for 24105.....
24105	—	Oscillating Rock Shaft complete, Nos. 4784, 12388 and 24104.....
24131	8634	Arm Oil Tube with 52045, for oiling 20283
24344	1378	Feed Dog, 17 teeth (14 teeth to the inch) for 26956.....
24355	8644	Driving Attachment Balance Wheel Oil Cover for 12478.....
24412	8639	Shuttle Bobbin Case Position Plate for 24419.....
24413	—	Shuttle Race Body for 62502.....
24418	8639	“ “ Cap for 62502.....
24419	8639	Shuttle Race complete, Nos. 907D, 2531, 2533, 24412, 62502 and two each 391D and 2532.....
24572	—	Throat Plate, small needle hole, for 19474 for 35324.....
24589	8634	Lifting Presser Bar Guide Bracket with 453c, for 24716.....
24590	8637	Lifting Presser Bar Guide Bracket Support.....
24716	—	Lifting Presser Bar Guide Bracket complete, Nos. 19356, 19357, 19366, 24589 and three 199D.....
Nos. 25001 TO 25003 (TRIMMINGS FOR END AND BACK LEAF TABLE)		
25001	3825	Back Leaf Bracket with two wood screws 1 in. No. 10.....
25002	3825	Back Leaf Scroll Bracket with ¾ in. No. 9 and two 1 in. No. 12 wood screws...

NUMERICAL LIST OF PARTS

NO.	PLATE	NAME
25003	3825	Back Leaf Sliding Hinge, Nos. 25149, three 25151 and six wood screws ¾ in. No. 8.....
25016	—	Belt, size ¼ in., length 69½ in., with 25127, from band wheel to machine, for 25284.....
25057	3825	End Leaf Support complete, Nos. 25143, 25168, 25169 and two wood screws ⅝ in. No. 7 (Trimnings for End and Back Leaf Table).....
25060	3825	End Leaf Support Button with wood screws 1½ in. No. 12 R. H. B. (Trimnings for End and Back Leaf Table).....
25082	8382	Treadle for 25279.....
25086	3813	Wrench for 1507, 1510 and 1670 for 25255, 25265, 25279 and 25284.....
25127	3817	Belt Hook for 25016, 25370, 25490 and 46657.....
25143	8643	End Leaf Support Lever Hinge Pin for 25057.....
25149	3825	Back Leaf Sliding Hinge Rod for 25003..
25151	3825	“ “ “ “ Plate for 25003
25168	3825	End Leaf Support Bracket for 25057.....
25169	3825	“ “ “ Lever for 25057.....
25200	3825	Wrench for 972 for 25265 and 25284.....
25255	—	Stand (iron work) high speed, complete, Nos. 25086, 25329, 25421, 25430 to 25432, 25436 to 25438, 46604, 46605, two each 25345, 25349, 25350, 25433 and four each 534R, 748R, 1508R and 25446
25265	—	Stand (iron work) rocking treadle ball bearing pitman, complete, Nos. 25086, 25200, 25301, 46520, 46524, 82985, two 82973 and four 748R.....
25279	—	Stand (iron work) complete for Electric Motor, Nos. 7958, 25082, 25086, 82985, two 82973 and four 748R.....
25284	—	Stand (iron work) rocking treadle, ball bearing pitman, complete for foot power and S.D. 11 and S.D. 12 Electric Motors, Nos. 10875, 25086, 25200, 25301, 46524, 46656, 82985, two 82973 and four 748R
25301	3825	Band Wheel, 16 in. diam., with 972c, for 25265 and 25284.....
25329	3813	Band Wheel, 16 in. diam., with 1312c, for 25255.....
25345	3813	Driving Segment (rack) for 25255.....

NO.	PLATE	NAME
25349	3813	Foot Rest for 25255.....
25350	3817	" " Cotter Pin for 25255.....
*25360	—	Pitman Rod Ball for 46523.....
*25360	—	" " (lower) Ball for 46658.....
25361	3826	" " Ball Screw Bearing for 46630
25361	3826	" " (lower) Ball Screw Bearing for 46630.....
25362	3826	Pitman Ball, size $\frac{3}{8}$ in., for 46520 and 46656.....
25370	—	Belt, size $\frac{1}{4}$ in. length $67\frac{1}{2}$ in., with 25127 for 25255.....
25371	3826	Pitman Rod Ball Bushing for 46520.....
25371	3826	" " (lower) Ball Bushing for 46656.....
25421	3814	Band Wheel Shaft for 25255.....
Nos. 25422 to 25424 for 46604		
25422	3815	Band Wheel Shaft Driver (left).....
25423	3815	" " " " " Clutch (left).....
25424	3815	Band Wheel Shaft Driver (left) Clutch (right) with 5564.....
25425	3817	Band Wheel Shaft Driver (left) Clutch Spring for 46604.....
25425	3817	Band Wheel Shaft Driver (right) Clutch Spring for 46605.....
25426	3815	Band Wheel Shaft Driver (right) for 46605
25427	3815	" " " " " Clutch (left) for 46605.....
25428	3815	Band Wheel Shaft Driver (right) Clutch (right) with 5564, for 46605.....
25429	3815	Band Wheel Shaft Driving Flange with 356c, for 46604 and 46605.....
25430	3814	Brace for 25255.....
25431	3813	Driving Arm (left) with 435c and 25435, for 25255.....
25432	3813	Driving Arm (right) with 435c and 25435, for 25255.....
25433	8644	Driving Arm Hinge Pin for 25255.....
25434	3815	" Pinion for 46604 and 46605.....
25435	8644	Foot Rest Hinge Pin for 25431 and 25432
Nos. 25436 to 25438 for 25255		
25436	3813	Leg (left).....
25437	3813	" (right).....
25438	3814	" Stay Rod.....

NO.	PLATE	NAME
25446	3817	Driving Segment Bolt Nut Washer for 25255.....
25490	—	Belt, size $\frac{1}{4}$ in., length 36 in., with 25127, for 25279.....
25721	2021	Binder Folder for 28784.....
25722	2021	Binder Ribbon Tension complete for 28784, Nos. 26614, 26616 and four 26615
25744	1314	Binder Folder and Ribbon Tension with nine 26486, for $\frac{1}{2}$ in. binding, for 26701
25745	—	Binder Folder and Ribbon Tension with nine 26486, for $\frac{1}{8}$ in. binding, for 26701
26026	2045	Screw Driver, machine (Attachments and Accessories).....
26485	2045	Screw Driver, shuttle tension (Attach- ments and Accessories).....
26486	8634	Binder Ribbon Tension Pin (straight) for 25744, 25745 and 26953.....
26603	8642	Feed Dog, 20 teeth (16 teeth to the inch) for 35226.....
26605	8642	Throat Plate, large needle hole, for 26603 and 120001.....
26606	—	Throat Plate, small needle hole, for 120001
26614	2021	Binder Ribbon Tension Pin (bent) for 25722.....
26615	2021	Binder Ribbon Tension Pin (straight) for 25722.....
26616	2021	Binder Ribbon Tension Plate for 25722..
26699	1314	Feed Dog, 14 teeth (16 teeth to the inch) for 26701.....
26700	1314	Throat Plate with Extension for 26699, for 26701.....
26701	—	Binder (English) complete, Nos. 671b, 25744, 25745, 26699, 26700, 26702 and 26703.....
26702	1314	Lifting Presser Foot for 26701 and 28784
26703	1314	Vibrating Presser Foot for 26701 and 28784.....
26795	8641	Corder Cord Guide for 120207.....
26796	8641	" " " Arm with 26798 and three 6037, for 120207.....
26798	8641	Corder Cord Guide Bracket for 26796....
*26951	—	Binder Folder (lower) for 26953.....
*26952	—	" " (upper) for 26953.....
26953	1379	Binder Folder with Ribbon Tension com- plete for 26956, Nos. 26951, 26952, two each 193r, 7071 and nine 26486.....
26954	1378	Lifting Presser Foot for 26956.....

NO.	PLATE	NAME
26955	1378	Throat Plate with Extension for 24344, for 26956.....
26956	---	Binder (adjustable) complete, Nos. 283D, 19376, 24344 and 26953 to 26955.....
27072	---	Driving Attachment Shaft Driving Pulley (sectional, grooved) 12 in. diam., 1 $\frac{1}{2}$ in. bore, with two 597c, for 12478.....
27130	8633	Machine Cushion (leather) for 12248.....
27302	1162	Bobbin Winder Frame for 27647 and 27650
27303	773	" " " Spring for 27647 and 27650.....
27303	773	Bobbin Winder Stop Latch Spring for 16522.....
27306	1162	Bobbin Winder Spool Pin for 27308.....
27307	1162	" " " Stand for 27308.....
27308	1162	Bobbin Winder Spool Stand complete for 12478, 27544 and 27554, Nos. 418E, 1562J, 2106, 10141, 11241, 27306, 27307 and two each 2455 and wood screws 1 in. No. 10.....
27312	8643	Bobbin Winder Stop Latch for 27647 and 27650.....
27538	1162	Bobbin Winder Spindle 27849 with 15072, 27850 and 41828, for 27647 and 27650.
27540	1162	Bobbin Winder Base for 27647.....
27541	1162	" " Pulley for 27647.....
27544	---	Bobbin Winder (swinging automatic, right hand) complete for 2996, for Stand Nos. 27308 and 27647.....
27552	1162	Bobbin Winder Base for 27650.....
27553	1162	" " Pulley for 27650.....
27554	---	Bobbin Winder (swinging automatic, right hand) complete for 2996 for power table, Nos. 27308 and 27650.....
27637	818	Driving Attachment Treadle Pitman Rod (lower) for 14233.....
27638	8643	Driving Attachment Treadle Pitman Rod (lower) Spring for 14233.....
27647	8644	Bobbin Winder for 27544, Nos. 35D, 1620J, 27302, 27303, 27312, 27538, 27540, 27541, 50356D and two wood screws 1 in. No. 7.....
27650	---	Bobbin Winder for 27554, Nos. 35D, 1620J, 27302, 27303, 27312, 27538, 27552, 27553, 50356D and two wood screws 1 in. No. 7
27739	8639	Thread Unwinder Thread Cone (wood) for large cones, for 225394 and 225396.

NO.	PLATE	NAME
*27849	---	Bobbin Winder Spindle for 27538.....
*27850	---	" " " Collar for 27538.
28084	8633	Machine Rest Pin (Attachments and Accessories) and for 79758.....
28783	8638	Throat Plate for 20106 for 28784.....
28784	---	Binder (English) complete, Nos. 190D, 207F, 20106, 25721, 25722, 26702, 26703, 28783 and two 7071.....
28790	2645	Feed Dog, 11 teeth (24 teeth to the inch) for 28794.....
28791	2645	Lifting Presser Foot for 28794.....
28792	2645	Throat Plate for 28790 for 28794.....
28793	2645	Vibrating Presser Foot for 28794.....
28794	---	Binder complete, for circular binding, for sandal slippers, shoe tongues, etc., Nos. 207F, 337D, 7071, 7806, 28790 to 28793, 36620 and 120493, 120494 or 120495..
Nos. 28823 TO 28827 FOR 28828		
28823	2646	Binder on Shank.....
28824	2646	Feed Dog, 6 teeth (24 teeth to the inch).
28825	2646	Lifting Presser Foot.....
28826	2646	Throat Plate for 28824.....
28827	2646	Vibrating Presser Foot.....
28828	---	Binder complete, for circular binding (bias binding) for suspender ends and tabs with movable folder, for finishing off, Nos. 207F, 7071 and 28823 to 28827
29633	8634	Feed Rock Shaft Crank with 157J, for 20333.....
32572	5806	Tension Releasing Disc for 44118.....
32574	5806	" " Pin for 44118.....
33887	8633	Machine Hinge Plate for 44244.....
35177	2691	Edge Folder (double) on Shank, for oil-cloth and leather.....
35178	2692	Feed Dog, 14 teeth (14 teeth to the inch) for 35177.....
35179	2692	Lifting Presser Foot for 35177.....
35180	2692	Throat Plate for 35178.....
35181	2692	Vibrating Presser Foot for 35177.....
35209	1972	Binder on Shank, to turn in both edges, for bias binding, for binding the inside of small circles, corsets, etc.....
35210	8642	Lifting Presser Foot for 35209.....
35211	8642	Vibrating Presser Foot for 35209.....
35226	1972	Binder on Shank for mattress work.....
35232	8642	Lifting Presser Foot for 35226.....

NO.	PLATE	NAME
35233	8642	Vibrating Presser Foot for 35226.....
35322	8642	Lifting Presser Foot for 35324.....
35323	8641	Vibrating Presser Foot for 35324.....
35324	2684	Strip Folder on Shank for making four-ply bands for ladies' stock collars, etc..
36620	2645	Binder Ribbon Guide for 28794.....
41400	8639	Machine Rest Pin (wood) 3 $\frac{1}{8}$ in. long (Attachments and Accessories).....
41828	8643	Bobbin Winder Spindle Collar Pin for 27538.....
41929	5844	Belt Guard for 41931.....
41930	8639	" " Hinge for 41931.....
41931	—	Belt Guard complete, Nos. 8420, 41929, two 41930 and four wood screws $\frac{3}{4}$ in. No. 9.....
43928	—	Foot Lifter complete, Nos. 76D, 766D, 802D, 1521J, 4880, 4885, 5598, 5670, 12415, 12416, 19372, 20340, 21301 and two 178E.....
43931	—	Knee Lifter complete, for Stands Nos. 25255 and 25265, Nos. 76D, 766D, 802D, 1521J, 5598, 12415, 12416, 19372, 20340, 20465, 21301 and two 178E.....
43944	5806	Tension Releasing Lever.....
43945	5806	" Spring for 44118.....
43946	5806	Thread Take-up Spring for 44118.....
43976	8637	Feed Lifting Rock Shaft Crank Connecting Rod with 43977 and two 966E.....
*43977	—	Feed Lifting Rock Shaft Connecting Rod Cap for 43976.....
43979	8638	Feed Dog, 21 teeth (22 teeth to the inch)
43990	—	Thread Take-up complete, Nos. 775E, 11204, 12404, 12410 and 43997.....
43993	—	Feed Forked Connection complete, Nos. 818D, 3033, 3039, 20284 and two each 375C and 1518J.....
43997	—	Needle Bar Connecting Link 12382 with 12384, for 43990.....
44118	—	Tension complete, Nos. 7336, 32572, 32574, 43945, 43946, 44141 and two 2102.....
44121	—	Arm Shaft 12427 with 20283, 24036 and 62637, for 44195.....
44125	8637	Feed Lifting Rock Shaft for 44126.....
44126	—	Feed Lifting Rock Shaft complete, Nos. 12376 and 44125.....
44134	—	Oscillating Shaft Crank for 44135.....

NO.	PLATE	NAME
44135	5806	Oscillating Shaft Crank complete, Nos. 1518J, 19449, 44134 and two 453C.....
44139	8640	Machine Hinge Plate for 44140 and 44180
44140	—	Machine Hinge complete, Nos. 12361, 44139 and merlized wood screw 1 $\frac{1}{4}$ in. No. 14 (Attachments and Accessories)
44141	—	Tension Screw Stud 50327C with 1560C, for 44118.....
44176	—	Driving Attachment Starting Crank Shaft 12477 with 12479, 20371 and two 2022, for 12478.....
44180	—	Machine Hinge complete, Nos. 6055, 12361, 44139 and 51075E.....
*44181	—	Face Plate Thread Guard (lower) for 12150.....
44195	—	Arm Shaft 44121 with 20197.....
44212	5844	Drip Pan with four 1 in. wire nails, for power table.....
44243	8633	Machine Hinge Connection for 44244.....
44244	—	Machine Hinge complete for 79758, Nos. 2809, 33887, 44243 and merlized wood screws 1 $\frac{1}{4}$ in. No. 14.....
44252	5813	Feed Dog, 12 teeth (12 teeth to the inch)
44253	5813	" " 16 teeth (16 teeth to the inch)
44255	5813	Throat Plate, large needle hole, for 44252 and 44253.....
44256	—	Throat Plate, small needle hole, for 44252 and 44253.....
46506	3826	Pitman Ball Bearing Adjusting Screw Ring for 46520 and 46656.....
46507	3826	Pitman Ball Bearing Adjusting Screw Ring Locking Washer (brass) for 46520 and 46656.....
46508	3826	Pitman Ball Bearing Ring for 46520 and 46656.....
46509	3826	Pitman Ball Case for 46520 and 46656...
46519	3825	Band Wheel Crank for 46520 and 46656.
46520	—	Band Wheel Crank and Pitman (ball bearing) complete for 25265, Nos. 1520R, 25371, 46506 to 46509, 46519, 46523, 46630, 46655 and six 25362.....
46523	3825	Pitman Rod with 25360, for 46520.....
46524	3825	Treadle for 25265 and 25284.....
46528	6142	Brace Section (left) with 46629, for 46662
*46604	—	Band Wheel Shaft Driving Flange (left) complete for 25255, Nos. 25422 to 25425, 25429 and 25434.....

NO.	PLATE	NAME
*46605	—	Band Wheel Shaft Driving Flange (right) complete for 25255, Nos. 25425 to 25429 and 25434.....
46629	—	Band Wheel Crank Screw Centre 297c with 1507R, for 46528 and 82985.....
46629	—	Treadle Screw Centre 297c with 1507R, for 46663 and 82985.....
46630	—	Pitman Rod Ball Bearing Screw Bearing 25361 with 1670R, for 46520.....
46630	—	Pitman Rod (lower) Ball Screw Bearing 25361 with 1670R, for 46656.....
46655	3826	Pitman Ball Separator for 46520 and 46656
46656	—	Band Wheel Crank and Pitman (ball bearing) complete for 25284, Nos. 1520R, 25371, 46506 to 46509, 46519, 46630, 46655, 46658 to 46660 and six 25362...
46657	—	Belt, size $\frac{1}{4}$ in., length $36\frac{1}{2}$ in., with 25127, from motor to machine, for 25284
46658	5843	Pitman Rod (lower) with 25360, for 46656
46659	8644	" " (upper) for 46656.....
46660	5843	" " Coupling for 46656.....
46662	6142	Brace (sectional) complete for 25265, 25279 and 25284, Nos. 46528, 46663 and three 880R.....
46663	6142	Brace Section (right) with two 46629, for 46662.....
46667	—	Brace for 82985.....
46681	9934	Driving Attachment Treadle Bracket (right) for 60502.....
50327C	5806	Tension Screw Stud for 44141.....
50356D	5806	Bobbin Winder Frame Hinge Screw for 27647 and 27650.....
50551J	8634	Belt Guard Set Screw for 126365.....
51075E	5843	Machine Hinge Bolt with 51581E, for 44180.....
51581E	5843	Machine Hinge Bolt Nut for 51075.....
52045	8634	Arm Oil Tube Packing (braided cotton) for 11119, 12454 and 24131.....
52454	8640	Thread Retainer.....
56813	—	Feed Bar Screw Centre 313c with 1519J.
56814	—	" Lifting Rock Shaft Screw Centre 307c, with 1513J.....
56814	—	Feed Rock Shaft Screw Centre 307c with 1513J.....
56848	—	Bell Crank 5596 with 5599 and 5601, for 5598.....

NO.	PLATE	NAME
60502	—	Driving Attachment Treadle Bracket (right) 46681 with two wood screws 1 in. No. 14, for 126209.....
62502	—	Shuttle Race Body 24413 with 24418 and two 1053D, for 24419.....
62637	—	Lifting Presser Bar Bell Crank Driving Arm Eccentric Connection 19362 with 19365, for 44121.....
62739	—	Shuttle Bobbin Case for 62740.....
62740	771	Shuttle Bobbin Case complete for 19292, Nos. 591F, 592E, 2523, 2975, 7553, 15141, 15278 and 62739.....
67086	5844	Treadle Pitman Rod (upper) for 67177...
67175	5843	Hook for 67072.....
67176	5844	Treadle Pitman Rod (lower) for 67177...
67177	5844	Treadle Pitman complete for S.D. 11 and S.D. 12 Electric Motors, for 25284, Nos. 9079, 67086 and 67176.....
79758	—	Bench Stand with 12248, two each 44244, wood screws $\frac{3}{4}$ in. No. 10, three wood screw $1\frac{1}{2}$ in. No. 10 R. H. O. and A. and four each 12405 and 28084.....
82973	5216	Leg for 25265, 25279 and 25284.....
82985	5216	Brace 46667 with three 46629, for 25265, 25279 and 25284.....
120001	8642	Feed Dog (spiked teeth).....
120206	8641	Corder Cord Guide Bed with 457c, for 120207.....
120207	8641	Corder (adjustable) complete, for short turns on cushions, Nos. 190D, 1044D, 26795, 26796 and 120206.....
120208	8641	Presser Foot (grooved).....
120342	2045	Oiler (copper plated) with 120343 (Attachments and Accessories).....
120343	2045	Oiler Spout, $3\frac{1}{2}$ in. long, for 120342.....
120433	8641	Binder Folder for 120467.....
120434	8641	Feed Dog, 7 teeth (16 teeth to the inch) for 120467.....
120436	8641	Throat Plate for 120434, for 120467.....
120465	8630	Lifting Presser Foot for 120467.....
120466	8630	Vibrating Presser Foot for 120467.....
120467	—	Binder (English) for circular binding on imitation leather, complete, Nos. 207F, 7071, 120433, 120434, 120436, 120465 and 120466.....
120493	8630	Binder Folder, for $\frac{1}{4}$ in. to $\frac{1}{2}$ in. gauges, for 28794.....

NO.	PLATE	NAME
120494	8630	Binder Folder, for $\frac{1}{16}$ in. to $\frac{1}{8}$ in. gauges, for 28794.....
120495	8630	Binder Folder, for $\frac{5}{8}$ in. to 1 in. gauges, for 28794.....
126036	9934	Driving Attachment Treadle for 126209..
126205	8629	Driving Attachment Treadle Bracket (left for 126206.....
126206	8629	Driving Attachment Treadle Bracket (left) complete for 126209, Nos. 23258, 126205, 126207, 126208 and two wood screws 1 in. No. 14.....
126207	8629	Driving Attachment Treadle Bracket (left) Hook for 126206.....
126208	8633	Driving Attachment Treadle Bracket (left) Hook Rivet for 126206.....
126209	—	Driving Attachment Treadle complete for 126213, Nos. 60502, 126036 and 126206
126213	—	Driving Attachment Treadle and Pitman complete for 12478, Nos. 14233 and 126209.....
126356	5763	Belt Guard for 126365.....
126363	8629	" " Bracket for 126365.....
126364	8629	" " Extension for 126365.....
126365	—	Belt Guard (adjustable) complete for Bench Stand No. 79758, Nos. 162D, 1480D, 9331, 50551J, 126356, 126363, 126364 and two wood screws 1 in. No. 10
200056E	3471	Bobbin Winder Stop Latch Screw for 225382.....
200082D	3471	Bobbin Winder Tension Bracket Screw for 225382.....
200105C	—	Bobbin Winder Pulley Set Screw for 202473
200299H	3471	" " Stop Latch Trip Lever Hinge Screw for 225382.....
200383C	8633	Thread Unwinder Spool Rest Rod Set Screw for 202490.....
201018C	8633	Thread Unwinder Spool Rest Set Screw for 225389 and 225395.....
201499B	3471	Bobbin Winder Tension Stud for 225461.
201572B	3471	" " " " Thumb Nut for 225462.....
201696J	8633	Thread Unwinder Thread Guide Lock Nut for 225394 and 225396.....
202277	3471	Bobbin Winder Frame Oil Packing (wick) for 225453.....
202407	3471	Bobbin Winder Tension Spring for 225462

NO.	PLATE	NAME
202473	3470	Bobbin Winder Pulley with 200105c, for 225382.....
202478	3471	Bobbin Winder Stop Latch Trip Lever for 225382.....
202490	8523	Thread Unwinder Spool Stand with 200383c, for 225394 and 225396.....
225381	3470	Bobbin Winder Spindle for 225382.....
225382	3469	Bobbin Winder (swinging automatic, right hand) complete for 2996, for power table, Nos. 200056E, 200082D, 200299H, 202473, 202478, 225381, 225433, 225444, 225453 to 225456, 225458 to 225460, 225462, 228026 and two wood screws $\frac{3}{4}$ in. No. 12 R. H. B.....
225388	8523	Thread Unwinder Spool Rest Rod for 225394 and 225396.....
225389	8523	Thread Unwinder Spool Rest with 201018c for 225394.....
225390	—	Thread Unwinder Thread Cone Holder, for inverted cones, for 225394 and 225396.....
225391	8523	Thread Unwinder Thread Guide for 225394 and 225396.....
225392	8523	Thread Unwinder Thread Guide Rod with 208E and 225393, for 225394 and 225396
225393	8633	Thread Unwinder Thread Guide Rod Washer for 225392.....
225394	8523	Thread Unwinder complete, for one large spool or one large cone of thread, Nos. 201696J, 202490, 225388, 225389, 225392 and three wood screws $\frac{7}{8}$ in. No. 12...
225395	7233	Thread Unwinder Spool Rest with 201018c, for 225396.....
225396	7233	Thread Unwinder complete, for two large spools or two large cones of thread, Nos. 201696J, 202490, 225388, 225392, 225395, two 225391 and three wood screws $\frac{7}{8}$ in. No. 12.....
225433	3469	Bobbin Winder and Tension Bracket Base for 225382.....
225438	3471	Bobbin Winder Frame Oil Well Cap for 225453.....
225444	3471	Bobbin Winder Stop Latch for 225382...
225453	3470	" " Frame with 202277 and 225438, for 225382.....
225454	3471	Bobbin Winder Frame Hinge Pin for 225382.....

NUMERICAL LIST OF PARTS

NO.	PLATE	NAME
225455	3471	Bobbin Winder Frame Spring for 225382.
225456	3471	“ “ “ “ Plunger for 225382.....
225458	3471	Bobbin Winder Stop Latch Thumb Lever for 225382.....
225459	3471	Bobbin Winder Stop Latch Thumb Lever Hinge Stud for 225382.....
225460	3471	Bobbin Winder Stop Latch Thumb Lever Joint Stud for 225382.....
225461	3471	Bobbin Winder Tension Bracket with 201499B, for 225462.....
225462	—	Bobbin Winder Tension Bracket complete, for 225382, Nos. 201572B, 202407, 225461 and two 2102.....
228026	—	Bobbin Winder Tension Bracket Screw Washer for 225382.....

Genuine Singer Needles and their Containers are marked with the Company's Trade Mark "SIMANCO." 1

Needles in Containers marked "For Singer Machines" are not Singer made needles. 2

PLATE 766—ONE-FOURTH SIZE




PLATE 768—ONE-HALF SIZE




PLATE 770—FULL SIZE




PLATE 771—FULL SIZE




PLATE 773—FULL SIZE




PLATE 774—FULL SIZE




PLATE 782—FULL SIZE




PLATE 783—FULL SIZE




PLATE 818—ONE-FOURTH SIZE

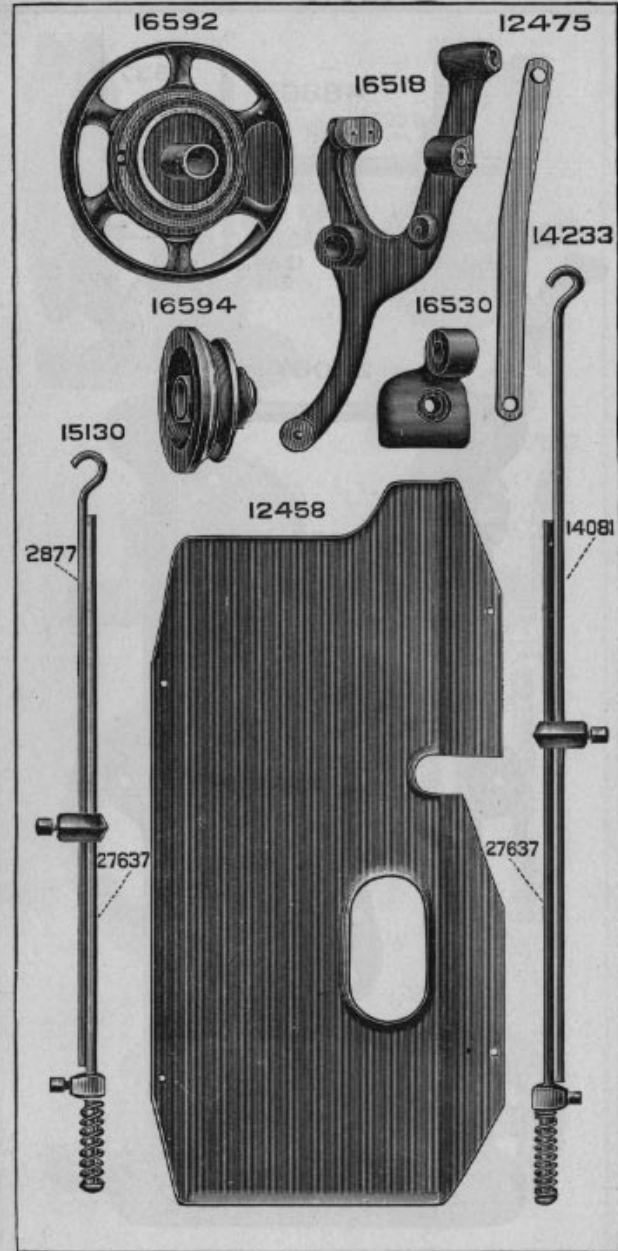


PLATE 819—ONE-FOURTH SIZE

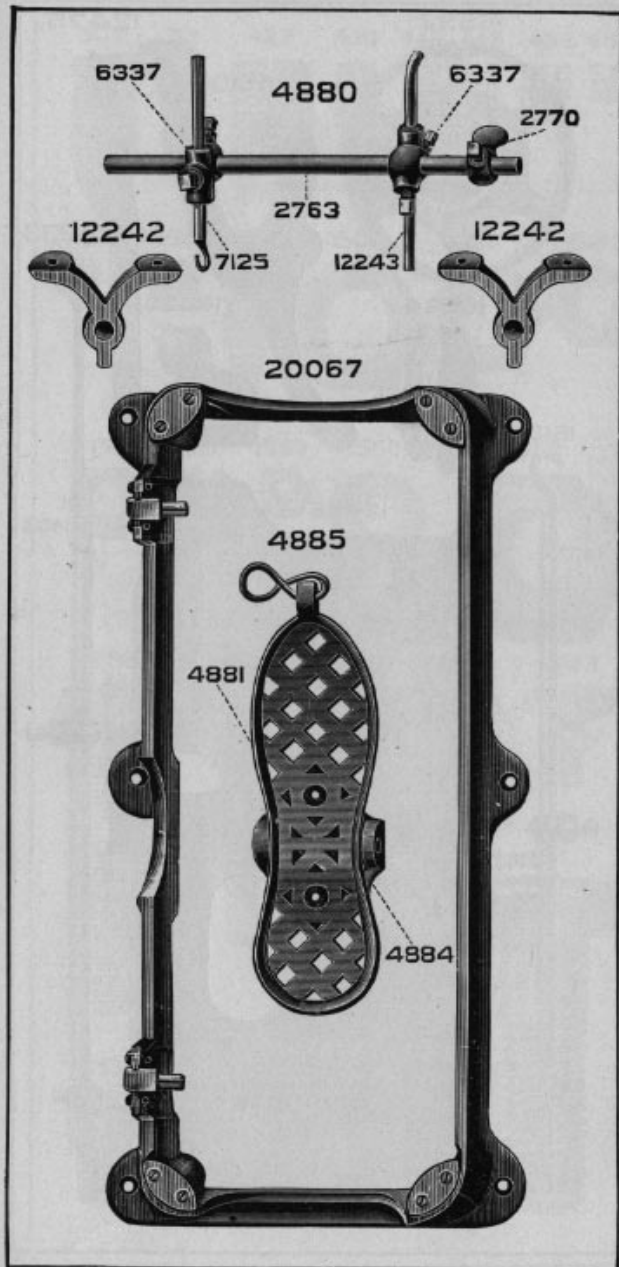


PLATE 1162—ONE-HALF SIZE




PLATE 1206—FULL SIZE




PLATE 1312—FULL SIZE


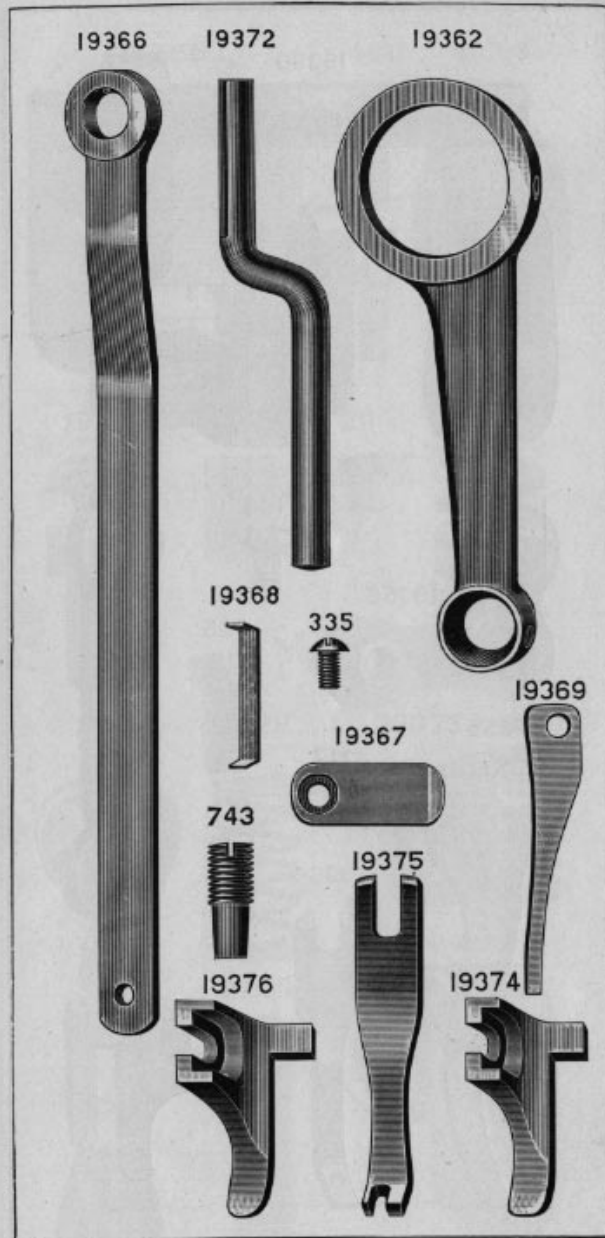


PLATE 1313—FULL SIZE



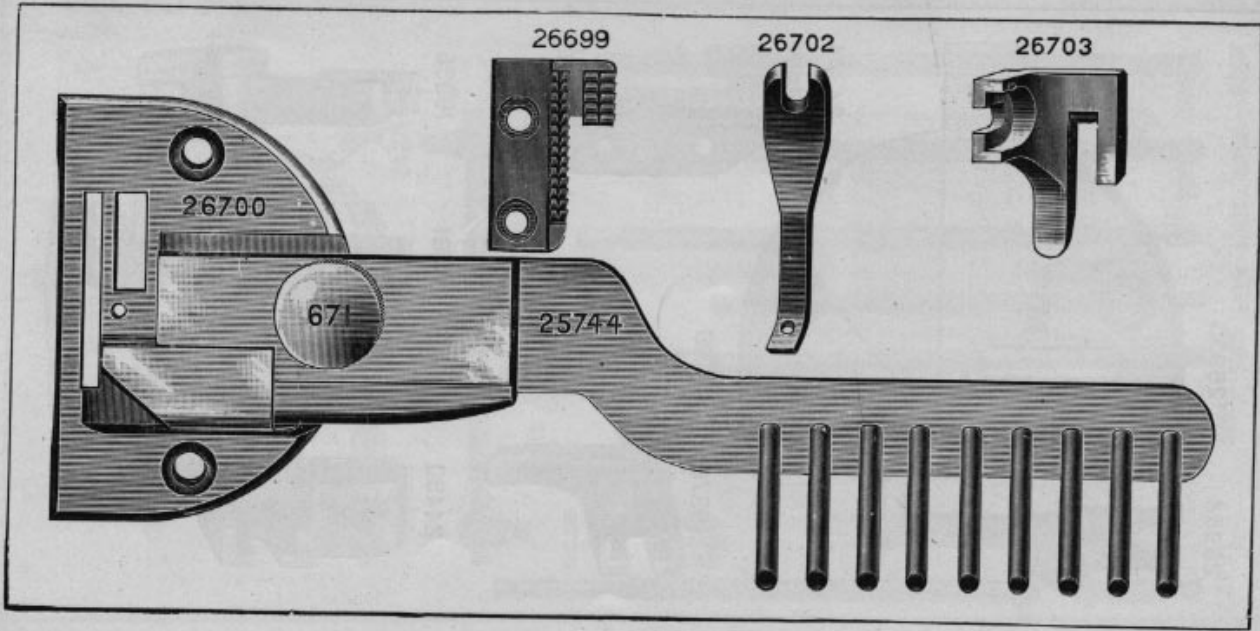


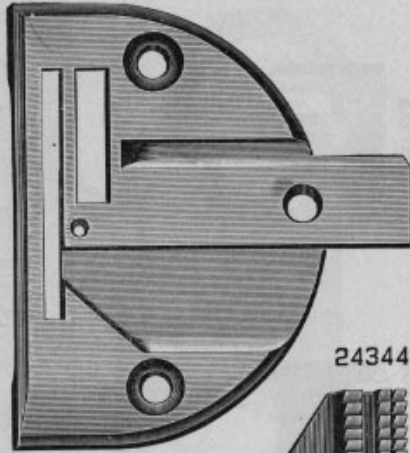
PLATE 1314—FULL SIZE

PLATE 1378—FULL SIZE

26954



26955



24344




19376



7298



24480



24481



19336




PLATE 766—ONE-FOURTH SIZE




PLATE 768—ONE-HALF SIZE




PLATE 770—FULL SIZE




PLATE 771—FULL SIZE




PLATE 773—FULL SIZE




PLATE 774—FULL SIZE

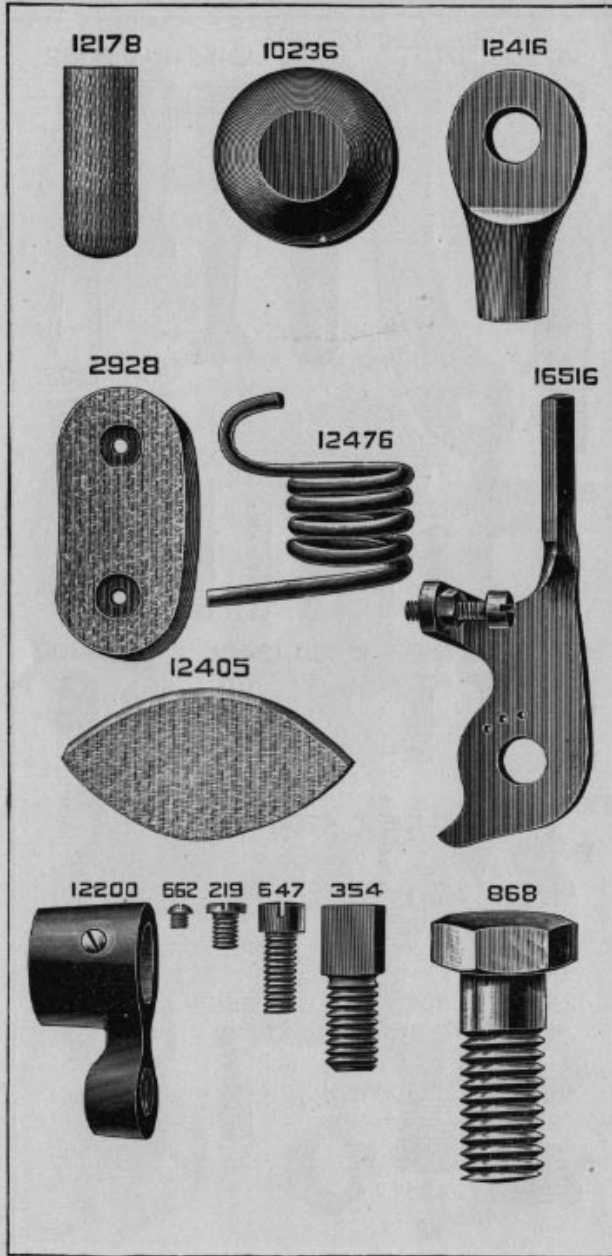


PLATE 782—FULL SIZE




PLATE 783—FULL SIZE




PLATE 818—ONE-FOURTH SIZE

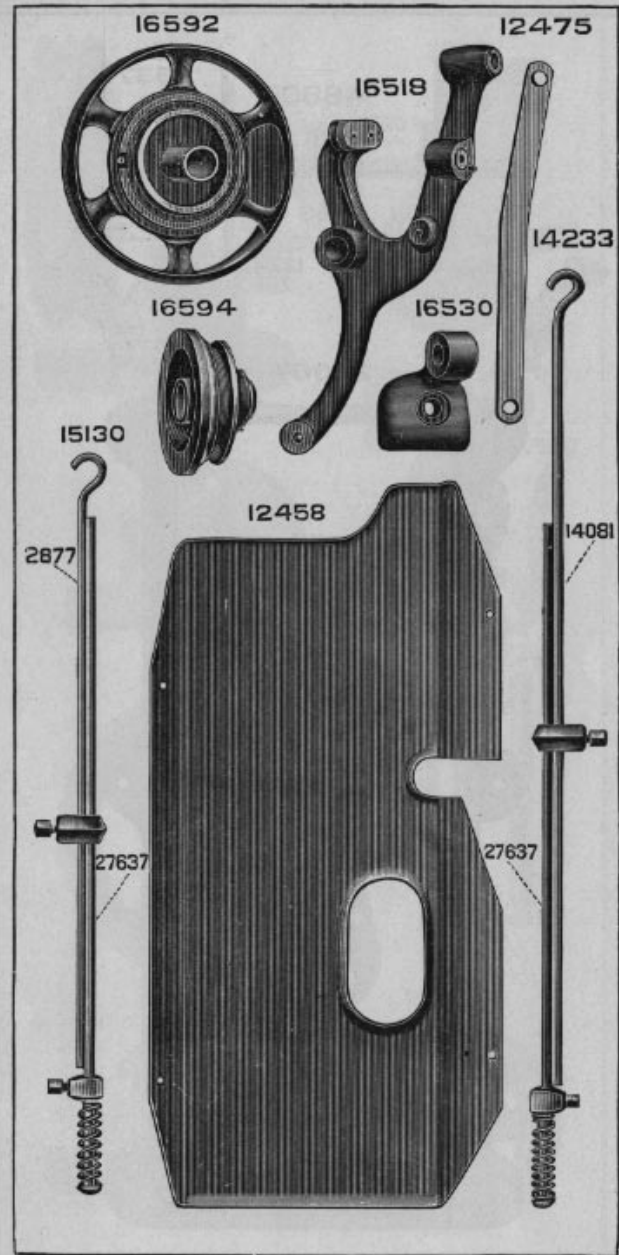


PLATE 819—ONE-FOURTH SIZE

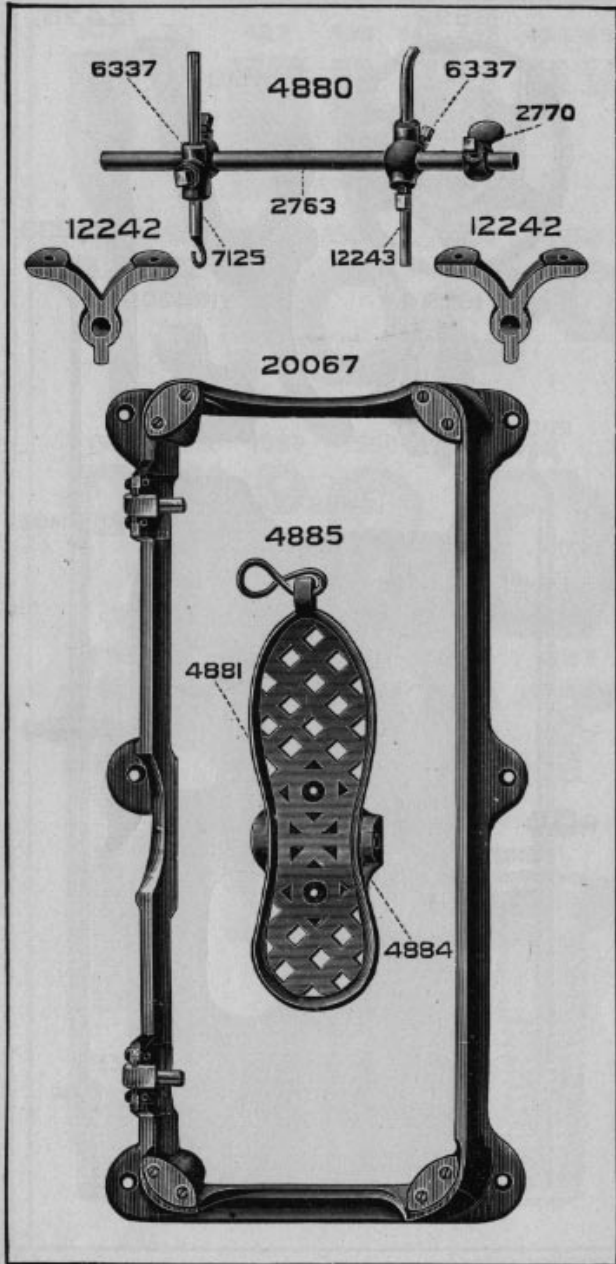


PLATE 1162—ONE-HALF SIZE




PLATE 1206—FULL SIZE




PLATE 1312—FULL SIZE





PLATE 1818—FULL SIZE



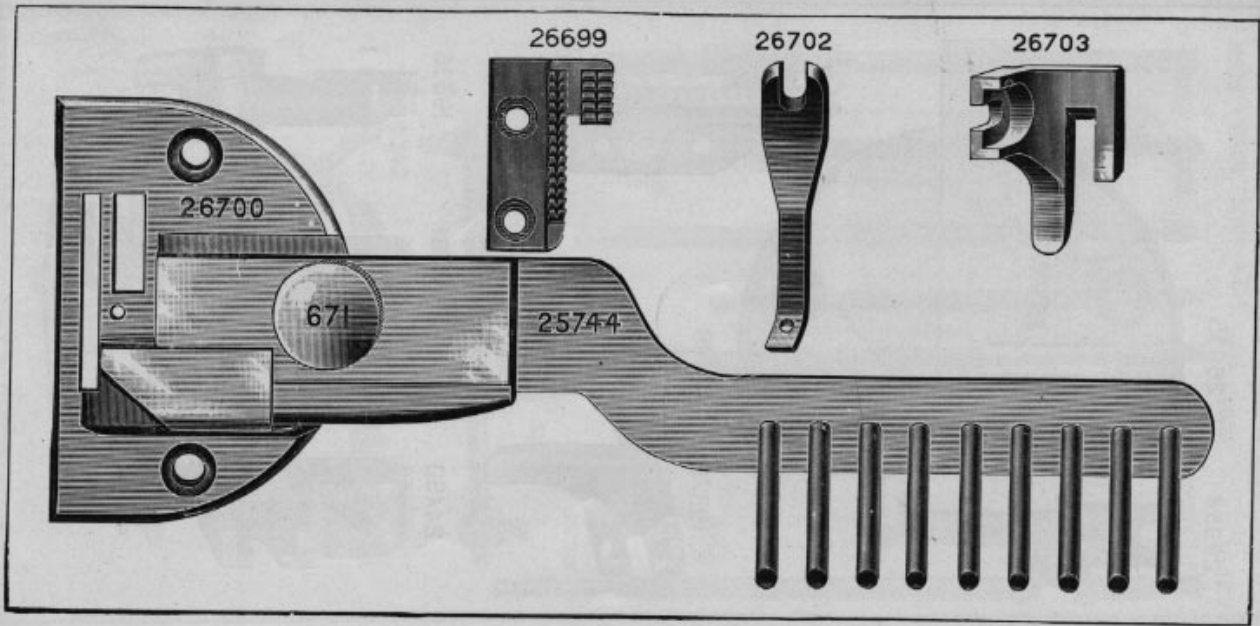


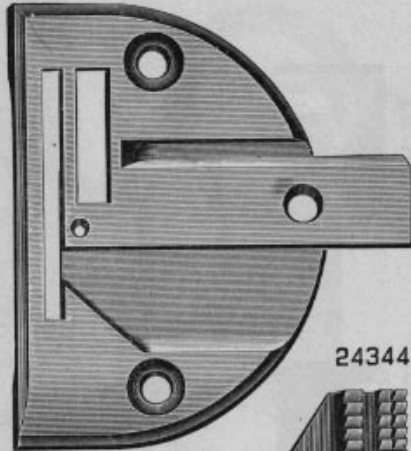
PLATE 1314—FULL SIZE

PLATE 1378—FULL SIZE

26954



26955



24344



19376



7298




24480



24481

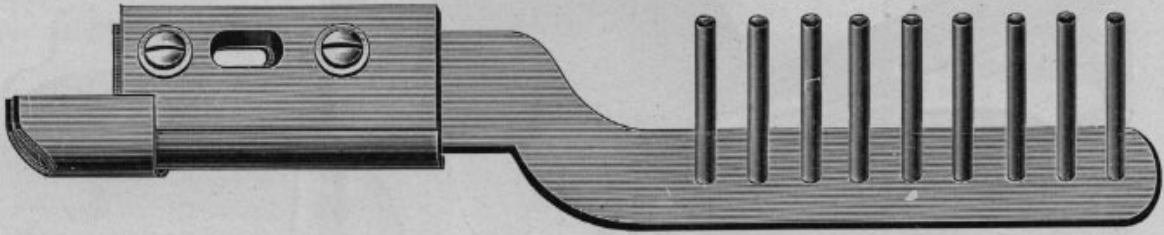


19336



13892-d

26953



283



193



7071



898



PLATE 1379-FULL SIZE





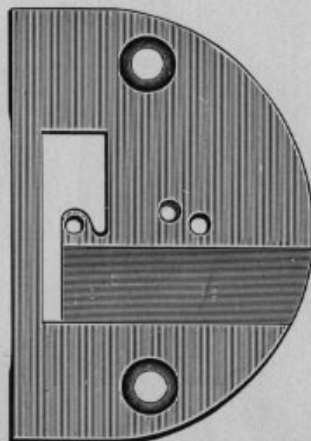
PLATE 1972—FULL SIZE

PLATE 2021—FULL SIZE

12425



26249



25983



207



7071




25721



26616



26615 26614



25722




PLATE 2045—ONE-HALF SIZE



PLATE 2645—FULL SIZE




PLATE 2646—FULL SIZE

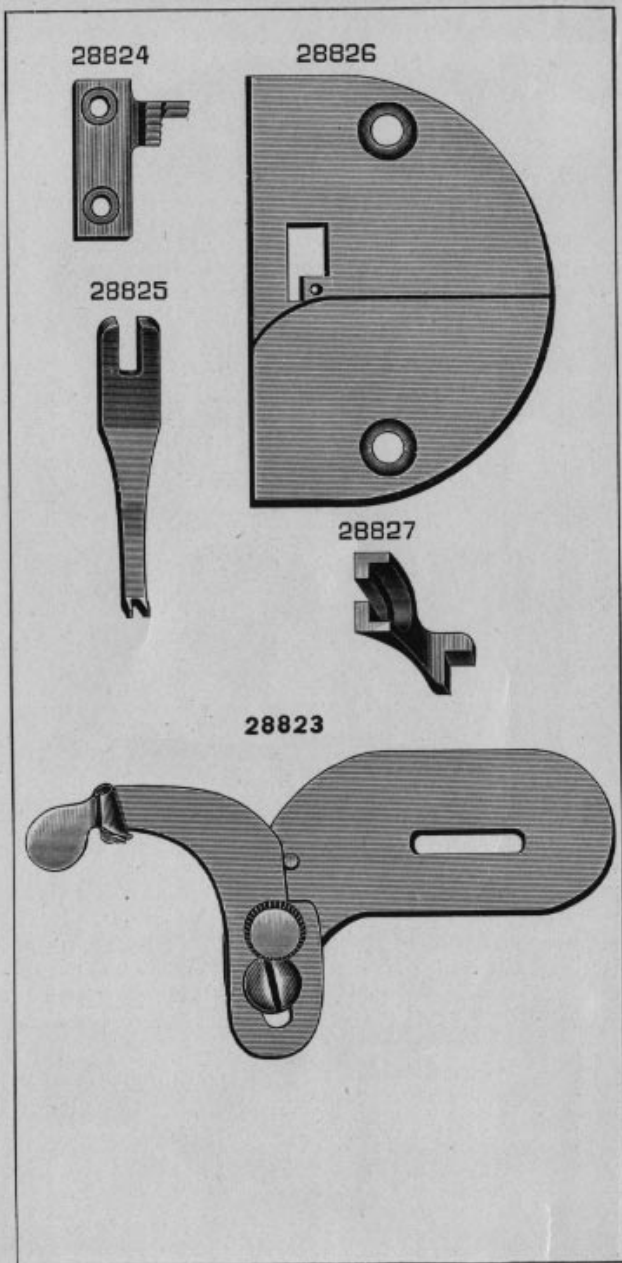



PLATE 2684—ONE-HALF SIZE



35177

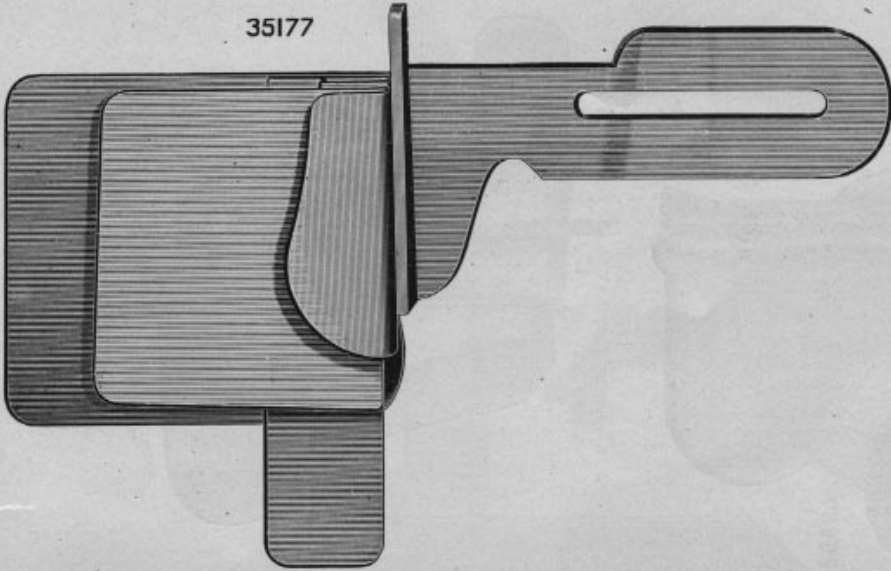




PLATE 2691—FULL SIZE

PLATE 2692—FULL SIZE

35178




35180



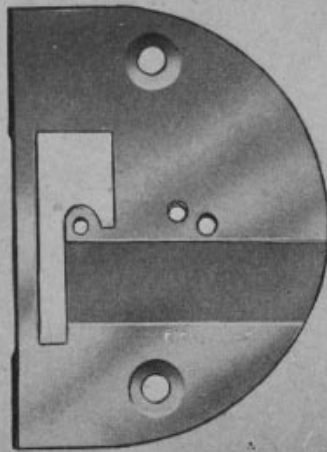
35179



35181



26465



12370




PLATE 3469—ONE-FOURTH SIZE

225382

225433




PLATE 3470—ONE-HALF SIZE

202473

225453




225381




PLATE 3471—FULL SIZE

2102



202407



201572



200082




202478



200299



225461



202104



225459



225460



200056 200380



225455



225454



225458



225444



225456



202277



225438



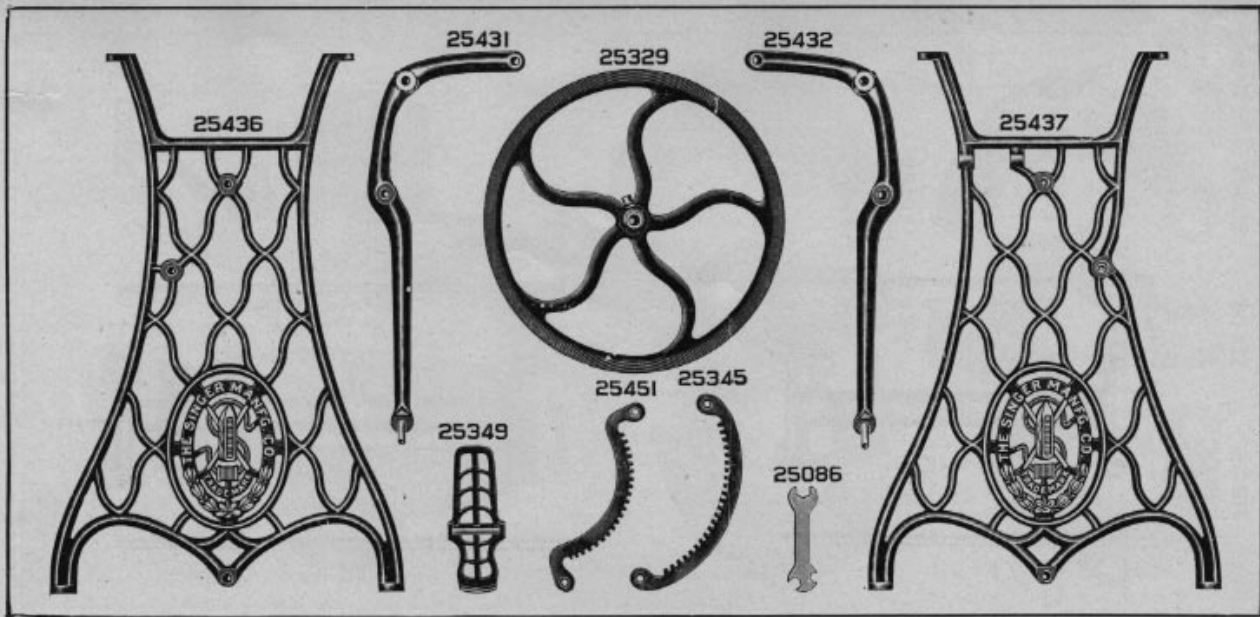



PLATE 3813—ONE-NINTH SIZE

25421



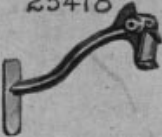
25430



25438




25418



25447



25448



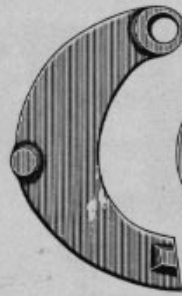
25449



PLATE 3814--ONE-NINTH SIZE

PLATE 3815—ONE-HALF SIZE


25423



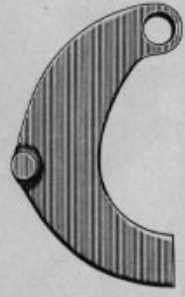
25422



25424



25427




25426



25428



25434



25429



PLATE 3817—FULL SIZE

534



748



1312



356



5564



435




443



1510



1508



25425



25350



25446



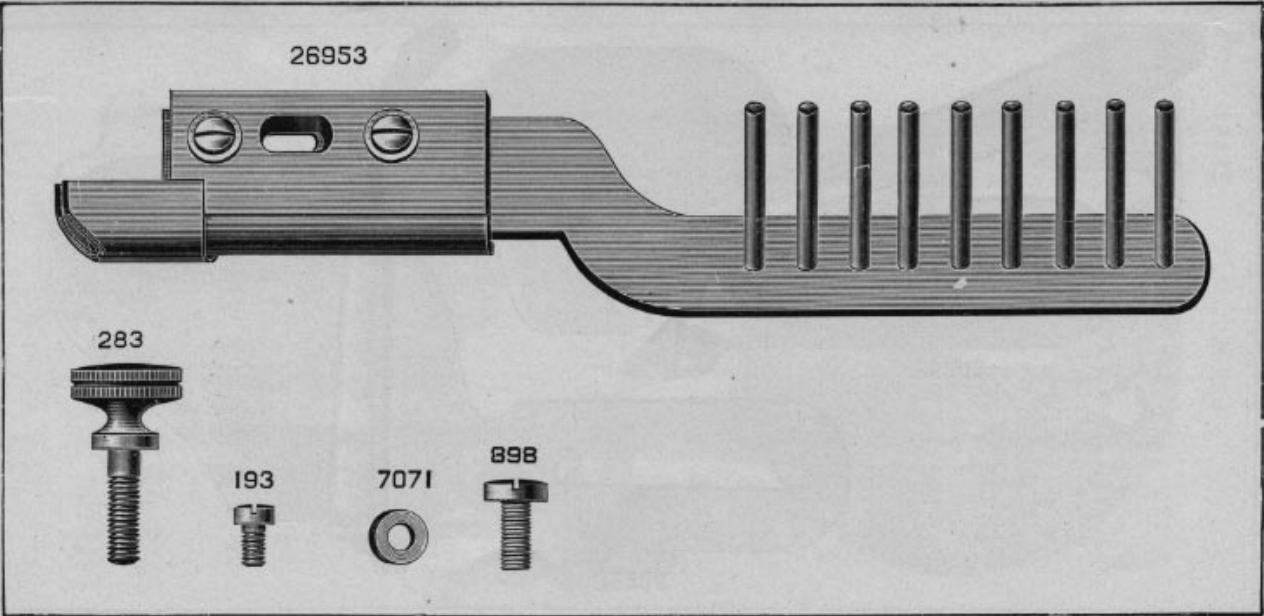
25127



25028



15302-6



18392-7

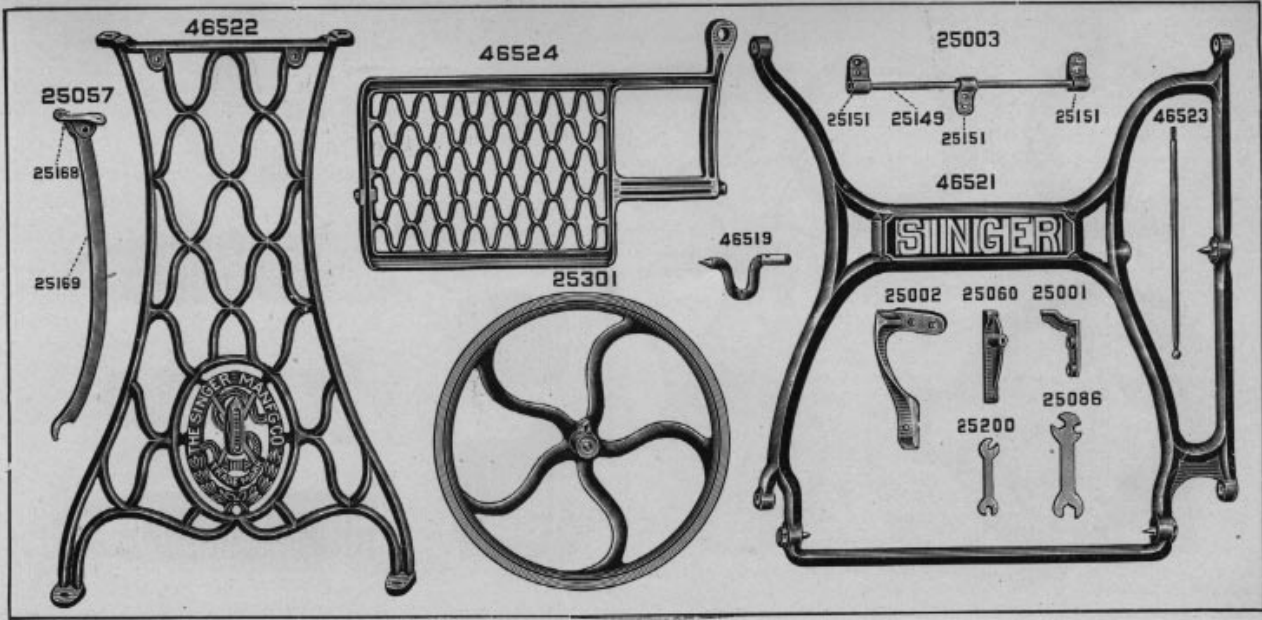



PLATE 3825—ONE-NINTH SIZE

PLATE 3826—FULL SIZE



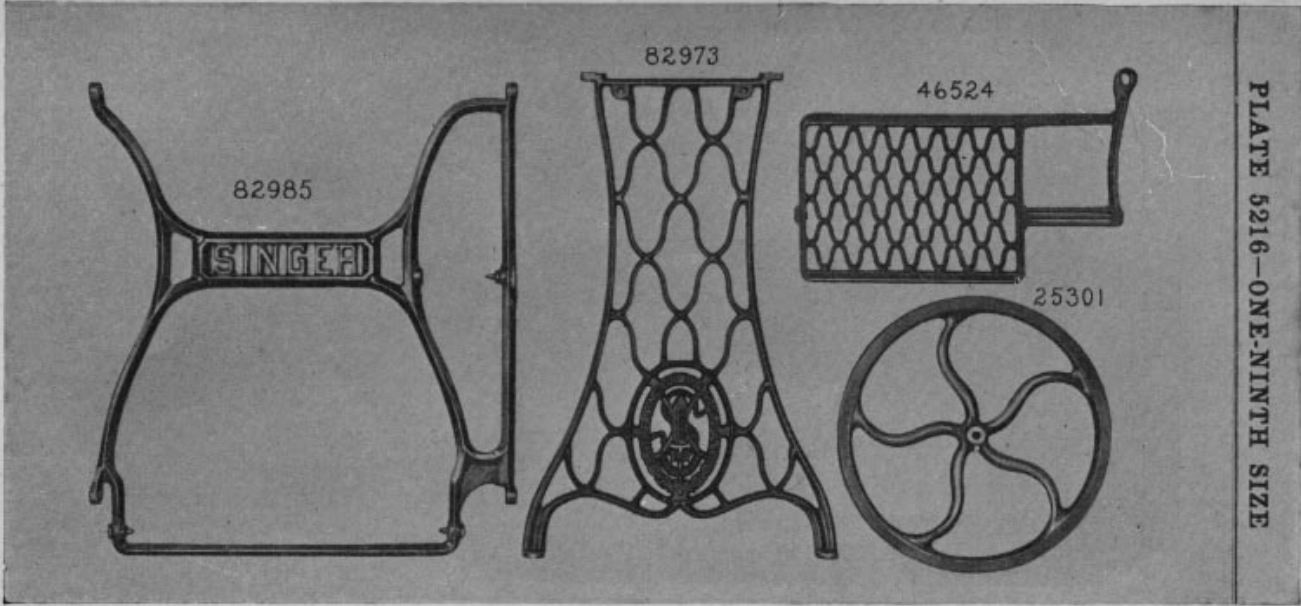


PLATE 5216—ONE-NINTH SIZE

PLATE 5762—ONE-FOURTH SIZE

20467






PLATE 5763-ONE-FOURTH SIZE



43940



126356

PLATE 5806—FULL SIZE




PLATE 5813—FULL SIZE




PLATE 5843—FULL SIZE




PLATE 5844—ONE-FOURTH SIZE




PLATE 6142—ONE-EIGHTH SIZE


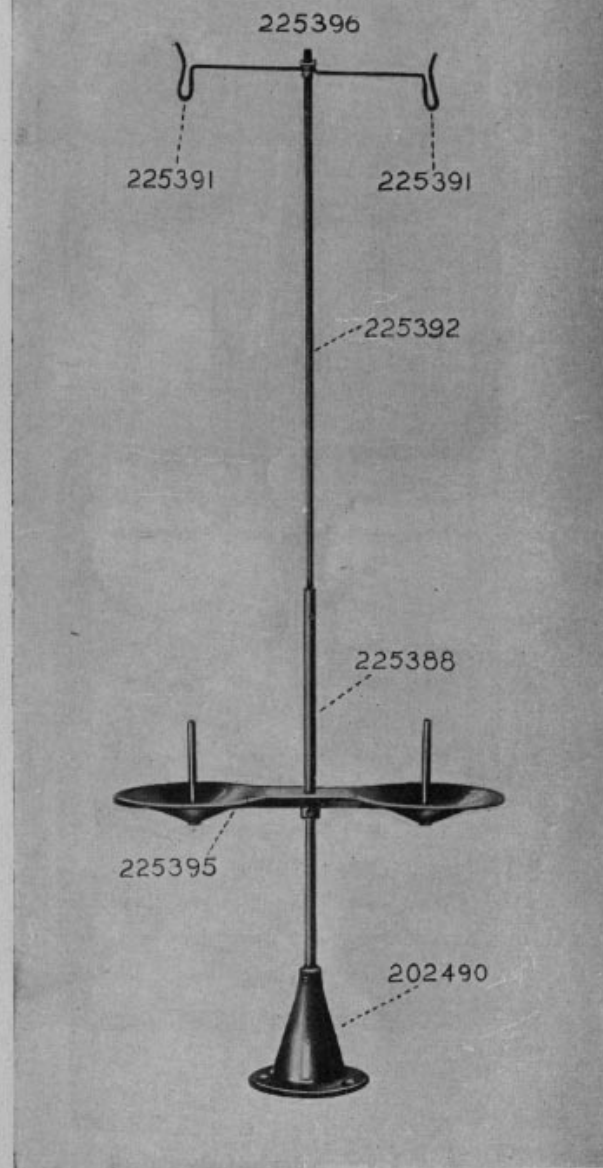


PLATE 7233—ONE-SIXTH SIZE



25082

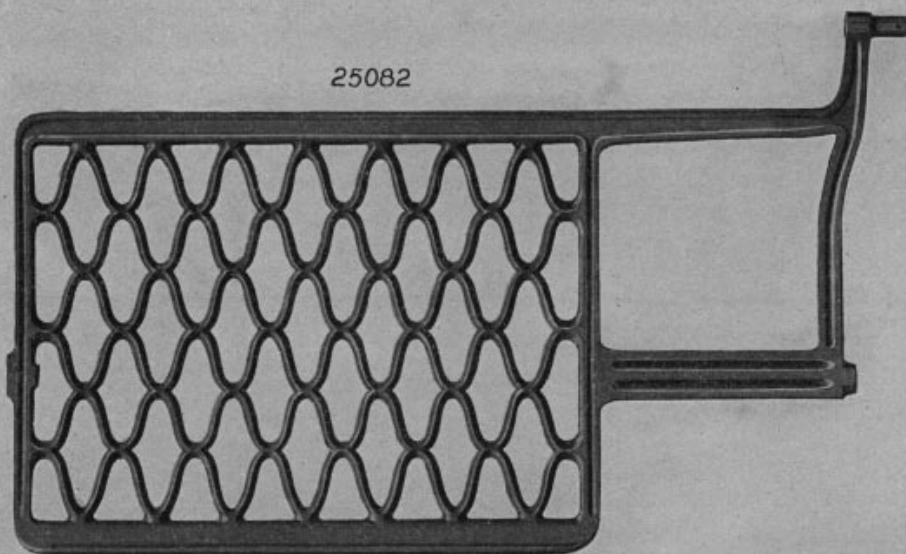


PLATE 8382—ONE-FOURTH SIZE

PLATE 8523—ONE-SIXTH SIZE




PLATE 8633—FULL SIZE




PLATE 8634—FULL SIZE




PLATE 8635—ONE-HALF SIZE




PLATE 8636—ONE-FOURTH SIZE

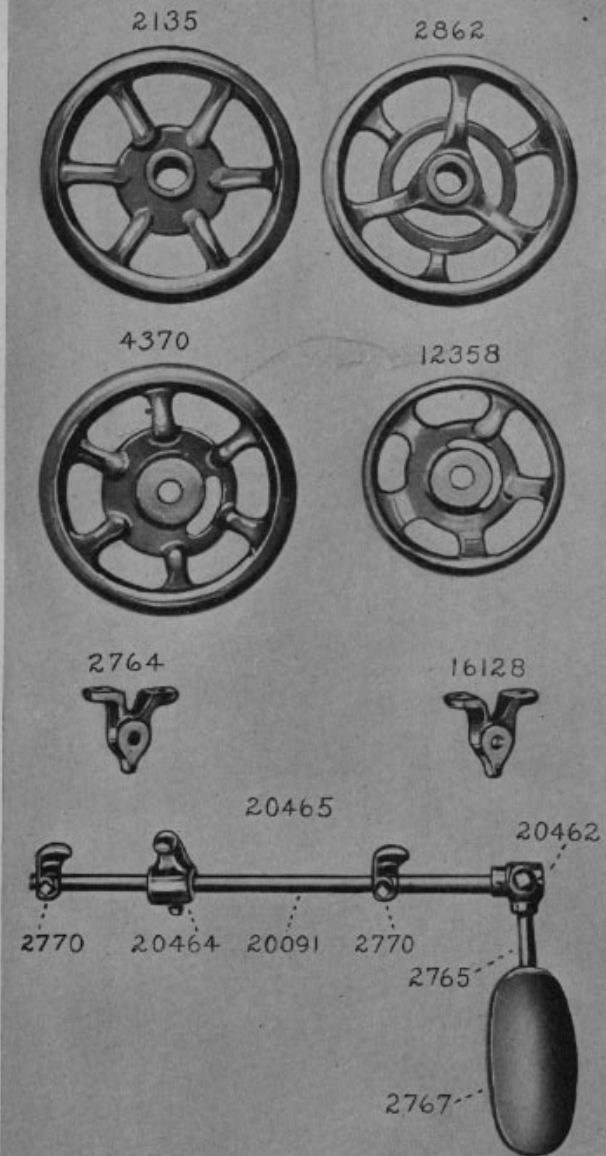


PLATE 8637—ONE-HALF SIZE

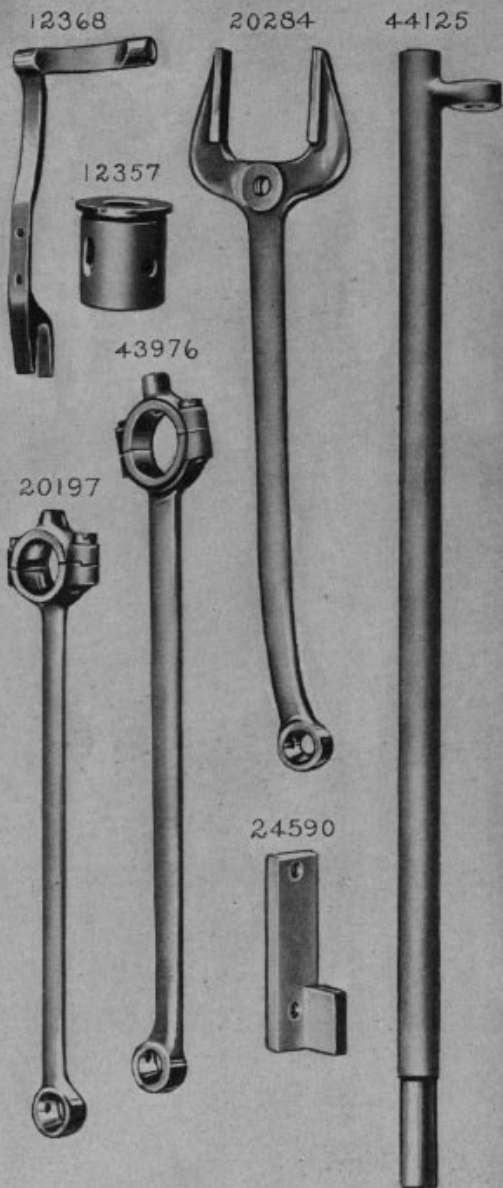


PLATE 8638—FULL SIZE





PLATE 8639—ONE-HALF SIZE



PLATE 8640—FULL SIZE







PLATE 8642—FULL SIZE


26603




26605




120001



19475



19474



35233



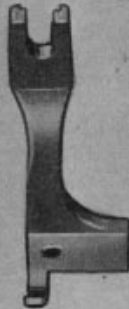
35210



35232



35322



35211



PLATE 8643—FULL SIZE




PLATE 8644—ONE-HALF SIZE





PLATE 9934—ONE-FOURTH SIZE

126036



126038



67821

126409



126205




46681



.9079



67645



67699

