

**SINGER**  
400W31

Form 3061w  
(152)  
Printed in U.S.A.

# LIST OF PARTS



MACHINE No. 400w31

---

\*\* A TRADE-MARK OF  
THE SINGER MANUFACTURING COMPANY

# INSTRUCTIONS FOR OILING

---

BEFORE STARTING THE MACHINE, fill reservoir in base to "high" mark. Inspect often enough to keep oil level from going below "low" mark in base.

To ensure easy running and prevent unnecessary wear of the parts which are in movable contact, the machine requires oiling and when in continuous use, "TYPE A" or "TYPE C" OIL, sold only by Singer Sewing Machine Company, should be applied at the beginning of each working day to all oil holes marked "OIL".

"TYPE C" OIL is stainless.

## INDEX

	Page
Accessories .....	14
Belt Guard .....	16
Bobbin Winders .....	14 & 16
Foot Lifter Treadle .....	15
Knee Lifter .....	15
Machine No. 400w31 .....	5
Miscellaneous Parts .....	17
Numerical List of Parts .....	19
Thread Unwinder .....	17

FOR

## INSTRUCTIONS FOR ORDERING

In ordering from this list, use ONLY the PART number in the FIRST column.

The number stamped on a Sewing Machine Part is the number of the Single Part only, except when the part includes Set Screws, Clamping Screws, Studs and Rollers Spun on, Small Wires riveted, or Parts soldered together, etc., which it is necessary to furnish in combination.

Every combination of parts sent out has its specific number which, although not stamped on Parts (except in above case), must be used when ordering the combination.

Each number always indicates the SAME PART in whatever list it appears, or for whatever Machine.

The letters after some of the numbers indicate the style of finish only, as follows:

- A Hardened, Polished, Nickel Plated and Buffed.
- AL Heat Treated for Toughness.
- B Polished, Nickel Plated and Buffed.
- C Hardened only.
- D Polished only.
- E Soft, Not polished.
- F Hardened and Polished.
- H Blued.
- J Nickel Plated only.
- R Merlized.
- X Black Oxide, for Iron and Steel.
- XC Hardened and Black Oxide, for Iron and Steel.
- Y Black Nickel Plated only.
- Z Chromium Plated.

These letters MUST BE USED when they appear in the list and AFTER the number, as in the list.


In this series

1 to 1500, 200001 to 201500 and 350001 to 351500 are Screw Numbers.  
1501 to 1800, 201501 to 201800 and 351501 to 351800 are Nut Numbers.  
1801 to 2000, 201801 to 202000 and 351801 to 352000 are Roller Numbers.  
2001 to 50000 and 202001 to 350000 are Numbers of Machine Parts.

The figures in the second column refer only to the plate in which the illustration of the part is shown and are NOT TO BE USED in ordering.

Two or more numbers over a cut indicate that the difference between such parts is not visible in an illustration.

Parts marked with an asterisk (\*) are furnished only when repairs are made at the factory.



## MACHINE No. 400w31

CONTROLLABLE DIFFERENTIAL FEED

DOUBLE ROTARY DISC TAKE UP.

HIGH SPEED. SINGLE NEEDLE.

LOCK STITCH. DROP FEED.

MAXIMUM STITCH 5 1/2 TO THE INCH

PRESSER BAR LIFT 3/16 INCH.

HAS TWO INDEPENDENTLY ADJUSTED FEED MOTIONS FOR STITCHING KNIT GOODS AND OTHER STRETCHY MATERIALS. THE MOTION OF THE FEED DOG NEAREST THE OPERATOR MAY BE CONTROLLED WHILE MACHINE IS IN OPERATION BY PRESSURE ON A FOOT TREADLE.

No.	Plate	Name
*270551	-----	Arm
270002	18469	" Cover Plate (back)
200041X	18469	" " " Screw (2)
204235	18469	" Position Pin (2)
350390E	18469	" Screw (long)
200004E	18469	" " (short) (2)
202005	18469	" " Washer (3)
*270084	18376	" Shaft

No.	Plate	Name
270177	18376	Arm Shaft 270084 with 200333C, 200378C, 270005 and 270099
270004	18376	Arm Shaft Ball Bearing (back)
270005	18376	" " " " (front)
270926	18376	" " Connection Belt (reinforced neoprene)
270168	18376	Arm Shaft Connection Belt Pulley and Rotary Take-up Driving Pulley with 200363AL, 350492C and three 214206
350492C	18376	Arm Shaft Connection Belt Pulley Position Screw
200363AL	18376	Arm Shaft Connection Belt Pulley Set Screw
214206	18376	Arm Shaft Connection Belt Pulley Spring Flange
270189	18376	Balance Wheel (aluminum alloy casting) for 5/16" round belt (diam. of belt groove 1-13/16 in.) (rim diam. 4 in.) with 201346C and 350107C
270190	18376	Balance Wheel 270189 with 270004
270187	18376	" " (aluminum alloy casting) for "V" belt (outside diam. of belt groove 2.9 in.) (rim diam. 4 in.) with 350540C and 350541C
270188	18376	Balance Wheel 270187 with 270004
Note:		Balance Wheel 270188 is furnished with this machine unless otherwise specified on order:
350107C	18376	Balance Wheel Position Screw
350540C	18376	" " " " Screw
201346C	18376	" " Set Screw
350541C	18376	" " " Screw
*270552	-----	Bed
270502	18469	" Slide
270144	18473	Face Plate
350503H	18473	" " Screw (5)
270553	18472	Feed (back) Bar
270513	18472	" " " Hinge Pin
350101AL	18472	" " " " " Set Screw
52266	18472	" " " Slide Block
52267	18472	" " " " " 52266 with 125060
270526	18472	Feed (back) Bar Slide Block Crank with 52267 and 200040E
200040E	18472	Feed (back) Bar Slide Block Crank Pinch Screw
*125060	18472	Feed (back) Bar Slide Block Stud
270514	18472	" " Driving Connection
270515	18472	" " " " 270514 with 270016
270015	18472	Feed (back) Driving Connection Crank with 200040E

No.	Plate	Name
200040E	18472	Feed (back) Driving Connection Crank Pinch Screw
200545C	18472	Feed (back) Driving Connection Hinge Screw
201522E	18472	Feed (back) Driving Connection Hinge Screw Nut
270016	18472	Feed (back) Driving Connection Needle Bearing
270017	18471	Feed (back) Driving Eccentric
270517	18471	" " " " Adjusting Disc
270508	18471	Feed (back) Driving Eccentric Adjusting Disc Spring
270509	18471	Feed (back) Driving Eccentric Adjusting Disc Spring Stop Washer
201403H	18471	Feed (back) Driving Eccentric Adjusting Disc Spring Stop Washer Screw (2)
240231	18471	Feed (back) Driving Eccentric Friction Gib
200369C	18471	Feed (back) Driving Eccentric Friction Gib Adjusting Screw
350101AL	18471	Feed (back) Driving Eccentric Friction Gib Adjusting Screw Set Screw
270527	18471	Feed (back) Driving Flange with 200333C, 200346C, two each 200369C and 350101AL
200333C	18471	Feed (back) Driving Flange Position Screw
200346C	18471	Feed (back) Driving Flange Set Screw
270518	18472	" " " Rock Shaft with 222598 and 350101AL
270022	18472	Feed (back) Driving Rock Shaft Center (2)
201254C	18472	Feed (back) Driving Rock Shaft Center Set Screw (2)
222598	18472	Feed (back) Driving Rock Shaft Oiling Wick
270554	18472	Feed (front) Bar
270012	18472	" " " Center (2)
200394C	18472	" " " " Set Screw
235706	18472	" " " Oiling Wick
270138	18472	" " " " " Holder
270139	18472	" " " " " " 270138 with 235706
52266	18472	Feed (front) Bar Slide Block
52267	18472	" " " " " 52266 with 125060
270506	18472	Feed (front) Bar Slide Block Crank with 52267 and 200040E
200040E	18472	Feed (front) Bar Slide Block Crank Pinch Screw
*125060	18472	Feed (front) Bar Slide Block Stud

## PARTS FOR MACHINE No. 400w31

No.	Plate	Name
270803	18472	Feed (front) Driving Connection
270804	18472	" " " " 270803 with 270016
270555	18472	Feed (front) Driving Connection Crank with 200040E
270556	18472	Feed (front) Driving Connection Crank 270555 with 270653
350507C	18472	Feed (front) Driving Connection Crank Hinge Screw
201531E	18472	Feed (front) Driving Connection Crank Hinge Screw Nut
270653	18472	Feed (front) Driving Connection Crank Needle Bearing
200040E	18472	Feed (front) Driving Connection Crank Pinch Screw
270807	18472	Feed (front) Driving Connection Link
270808	18472	" " " " "
		Hinge Pin
200394C	18472	Feed (front) Driving Connection Link Hinge Pin Set Screw
270016	18472	Feed (front) Driving Connection Needle Bearing
270557	18471	Feed (front) Driving Eccentric with and 201220C
201220C	18471	Feed (front) Driving Eccentric Posi- tion Screw
200382C	18471	Feed (front) Driving Eccentric Set Screw
270573	18472	Feed (front) Driving Rock Shaft with two 200394C
270022	18472	Feed (front) Driving Rock Shaft Center (2)
201254C	18472	Feed (front) Driving Rock Shaft Center Set Screw (2)
270559	18472	Feed (front) Indicator
270560	18472	" " Regulating Index Plate
691F	18472	" " " " "
		Screw (4)
270561	18472	Feed (front) Regulating Lever with 270559
270562	18472	Feed (front) Regulating Lever Con- nection with 200040E
200040E	18472	Feed (front) Regulating Lever Con- nection Pinch Screw
200273F	18472	Feed (front) Regulating Lever Hinge Screw
350539H	18472	Feed (front) Regulating Lever Stop Stud (2)
201561X	18472	Feed (front) Regulating Lever Stop Screw Thumb Nut (2)
228032	18472	Feed (front) Regulating Lever Stop Screw Stud Washer (2)
270563	18472	Feed (front) Regulating Shaft

## PARTS FOR MACHINE No. 400w31

No.	Plate	Name
270822	18472	Feed (front) Regulating Shaft Crank with 200040E
270823	18472	Feed (front) Regulating Shaft Crank 270822 with two 270653
270825	18472	Feed (front) Regulating Shaft Crank Hinge Stud
270653	18472	Feed (front) Regulating Shaft Crank Hinge Stud Needle Bearing
200394C	18472	Feed (front) Regulating Shaft Crank Hinge Stud Set Screw
270824	18472	Feed (front) Regulating Shaft Crank Link with two 200394C
200040E	18472	Feed (front) Regulating Shaft Crank Pinch Screw
270564	18472	Feed (front) Regulating Shaft Spring
270565	18472	" " " " "
		Collar with two 200378C
200378C	18472	Feed (front) Regulating Shaft Spring Collar Set Screw
270566	18474	Feed Dog (back) for 270571
270567	18474	" " (front) for 270571
50117E	18474	" " Screw (4)
270013	18472	" Lifting Connection
270014	18472	" " " " 270013 with 270016
200545C	18472	Feed Lifting Connection Hinge Screw
201522E	18472	" " " " "
		Nut
270016	18472	Feed Lifting Connection Needle Bear- ing
270568	18471	Feed Lifting Eccentric with 200382C and 201220C
201220C	18471	Feed Lifting Eccentric Position Screw
200382C	18471	" " " " Set Screw
270520	18472	" " Rock Shaft
270022	18472	" " " " Center (2)
201254C	18472	" " " " " Set Screw (2)
270521	18471	Feed Regulating Stud (2)
270522	18471	" " " Spring (2)
200096E	18471	" " " " Screw (2)
270045	18470	Knee Lifter Lifting Link
270285	18469	" " " " Connection
200427C	18469	" " " " " Set Screw
200293C	18470	Knee Lifter Lifting Link Hinge Screw
270569	18469	" " " Rod
270048	18469	" " " " Connection
200434C	18469	" " " " " Set Screw
270049	18469	Knee Lifter Rock Shaft with 200427C and 200434C
270050	18470	Needle Bar with 350445F

No.	Plate	Name
270124	18470	Needle Bar Bushing (lower)
270261	18470	" " " (upper)
350489AL	18470	" " " " Set Screw
270053	18470	" " Connecting Link
270054	18470	" " " " 270053 with 270043
270055	18470	Needle Bar Connecting Link Guide Block
200054E	18470	Needle Bar Connecting Link Guide Block Screw (2)
270143	18470	Needle Bar Connecting Link Hinge Stud with 222598 and 270161
222598	18470	Needle Bar Connecting Link Hinge Stud Oil Packing (wick)
200374C	18376	Needle Bar Connecting Link Hinge Stud Set Screw
270043	18470	Needle Bar Connecting Link Needle Bearing
270100	18470	Needle Bar Connecting Link Thrust Washer
270057	18470	Needle Bar Connecting Stud with 200086C and 202330
202330	18470	Needle Bar Connecting Stud Oil Pack- ing (wick)
200086C	18470	Needle Bar Connecting Stud Pinch Screw
*270099	18376	Needle Bar Crank with two 200374C
200333C	18376	" " " Position Screw
200378C	18376	" " " " " " Check Screw
270058	18470	Needle Bar Oiling Felt
350445F	18470	" Set Screw
270059	18470	Presser Bar with 176X
270060	18470	" " Bushing
270061	18470	" " Lifter
350442C	18470	" " " Hinge Screw
270062	18470	" " Lifting Releasing Lever Bracket
270095	18470	Presser Bar Lifting Releasing Lever Bracket Spring
270063	18470	Presser Bar Position Guide with 200196E and 350411C
350411C	18470	Presser Bar Position Guide Pinch Screw
270064	18469	Presser Bar Spring
350435C	18469	" " " Screw (pressure regulating)
350499XC	18469	Presser Bar Spring Screw Stud
270529	18474	" Foot, 46 needle hole
176X	18470	" " Screw
270570	18473	Rotary Take-up (large)
270161	18470	" " " Position Pin
401D	18473	" " " Screw (2)

No.	Plate	Name
271032	18473	Rotary Take-up (large) Thread Guide
350503H	18473	" " " " " Screw
270146	18302	Rotary Take-up (small) with 270147 and 350418C
270068	18302	Rotary Take-up (small) Driving Shaft
270032	18302	" " " " " Ball Bearing (2)
270069	18302	Rotary Take-up (small) Driving Shaft Connection Belt
270072	18302	Rotary Take-up (small) Driving Shaft Pulley with two 200382C
200382C	18302	Rotary Take-up (small) Driving Shaft Pulley Set Screw
350418C	18302	Rotary Take-up (small) Set Screw
270147	18302	" " " Thread Cast- off Pin
270148	18473	Rotary Take-up Guard
350503H	18473	" " " Screw (3)
270868	18416	Rotating Hook with 143301 and two 1253AL
270869	18416	Rotating Hook 270868 with 270874XC and four 1053E
270870	18416	Rotating Hook 270869 with 270872, 270876 and three 1367E
270871	18416	Rotating Hook 270870 with 52237
270010	18416	" " Bobbin
52235	18416	" " " Case
52236	18416	" " " " 52235 with 591F, 1380E and 40394
40393	18416	Rotating Hook Bobbin Case Hinge, Nos. 2974, 40392 and 125320
270872	18416	Rotating Hook Bobbin Case Holder (chromium plated)
270523	18416	Rotating Hook Bobbin Case Holder Position Bracket
200077D	18416	Rotating Hook Bobbin Case Holder Position Bracket Screw
40392	18416	Rotating Hook Bobbin Case Latch
125320	18416	" " " " " Lever
2974	18416	Rotating Hook Bobbin Case Latch Lever Fulcrum Pin
2975	18416	Rotating Hook Bobbin Case Latch Spring
592E	18416	Rotating Hook Bobbin Case Latch Stop Screw
40394	18416	Rotating Hook Bobbin Case Tension Spring
591F	18416	Rotating Hook Bobbin Case Tension Spring Regulating Screw
1380E	18416	Rotating Hook Bobbin Case Tension Spring Screw

No.	Plate	Name
52237	18416	Rotating Hook Bobbin Case complete, Nos. 592E, 2975, 40393 and 52236
270873	18416	Rotating Hook Bobbin Case 52237 with 270872
270572	18471	Rotating Hook Driving Shaft
270032	18471	" " " " Ball Bearing
271062	18471	Rotating Hook Driving Shaft Bushing with 270200
270200	18471	Rotating Hook Driving Shaft Bushing Oil Packing (wick)
200346C	18471	Rotating Hook Driving Shaft Bushing Set Screw
270169	18471	Rotating Hook Driving Shaft Connection Belt Pulley with 214206 and two 200070C
200070C	18471	Rotating Hook Driving Shaft Connection Belt Pulley Set Screw
214206	18471	Rotating Hook Driving Shaft Connection Belt Pulley Spring Flange
270035	18471	Rotating Hook Driving Shaft Gear (internal teeth) with 200382C and 201220C
201220C	18471	Rotating Hook Driving Shaft Gear Position Screw
200382C	18471	Rotating Hook Driving Shaft Gear Set Screw
270525	18471	Rotating Hook Driving Shaft Oil Lead Wire
270038	18469	Rotating Hook Oil Reservoir Cover
270039	18469	" " " " " " Gasket
200041X	18469	Rotating Hook Oil Reservoir Cover Screw (6)
143301	18416	Rotating Hook Oil Wick (felt)
270876	18416	" " Section
1367E	18416	" " " Screw
1253AL	18416	" " Set Screw
270162	18471	" " Shaft
270163	18471	" " " Bushing
268258	18471	" " " " Oil Pack- ing (wick)
270164	18471	Rotating Hook Shaft End Bearing
201215D	18471	" " " " " Screw
202423	18471	" " " Oil Filter Wick
143349	18471	" " " " " " Holder
270176	18471	Rotating Hook Shaft Oil Filter complete, Nos. 143349 and 202423
350498E	18471	Rotating Hook Shaft Oil Regulating Screw

No.	Plate	Name
270166	18471	Rotating Hook Shaft Bushing complete, Nos. 268258, 270044, 270162 to 270164, 270176, 350498E and two 201215D
200346C	18471	Rotating Hook Shaft Bushing Set Screw
270044	18471	" " " Thrust Washer
270874XC	18416	" " Thread Guard
1053E	18416	" " " " Screw
2102	18473	Tension Disc
270076	18470	" Releaser (adjustable)
200132E	18470	" " Screw
32572	18473	" Releasing Disc
270086	18473	" " Pin
13710	18473	" Spring
50304C	18473	" Stud
52098	18473	" " 50304C with 1560C
50305C	18473	" " Set Screw
1560C	18473	" Thumb Nut
270087	18473	Tension complete, Nos. 13710, 32572, 52082, 52083, 52098, 270086 and two 2102
270096	18473	Thread Guide
236245	18473	" " (lower)
263118	18470	" " (on Needle Bar Bushing)
350503H	18473	" " Screw
270079	18470	" Pull-off
200196E	18470	" " Set Screw
270080	18473	" Retainer
200355H	18473	" " Set Screw
270150	18473	" Severing Finger
270151	18473	" " " Guard
350486XC	18473	" " " " Hinge Screw
270156	18473	Thread Severing Finger Guard Hinge Screw Spring Washer
200567H	18473	Thread Severing Finger Screw
52082	18473	" Take-up Spring
52083	18473	" " " Regulator with 50305C
446C	18473	Thread Take-up Spring Regulator Set Screw
270571	18474	Throat Plate, for 270566 and 270567
691F	18474	" " Screw (2)



## ACCESSORIES

No.	Plate	Name
50190W	18469	Attachment Thumb Screw
25878	18441	Guide
270010	18416	Rotating Hook Bobbin (2)
270155	18471	" " Oil Reservoir Oil Gauge
228476	18441	Screw Driver (Bobbin Case)
88 x 1	-----	Needles, six, size 16
228688	18467	Drip Pan with four 3/4 in. wire nails
12361	18441	Machine Hinge Connection (2)
41400	18441	" Rest Pin (wood)
228493	-----	Oiler 120342 filled with oil
120342	18441	" (copper plated) with 120343
120343	18441	" Spout (3-1/2 in. long)
259477	18441	Screw Driver, 5 in. long

## BOBBIN WINDER

(SWINGING AUTOMATIC, RIGHT HAND)

## FOR "V" BELT DRIVE

259428	18312	Brake (leather)
259429	18312	" Clamp
200113F	18312	" " Screw
225453	18312	Frame with 202277 and 259660
225454	18312	" Hinge Pin
202277	18312	" Oil Packing (wick)
259660	18312	" " Well Washer
225455	18312	" Spring
225456	18312	" " Plunger
259461	18312	Pulley with 200380C
200380C	18312	" Set Screw
225381	18312	Spindle
225444	18312	Stop Latch
200056E	18312	" " Screw
225458	18312	" " Thumb Lever
225459	18312	" " " " Hinge Stud
225459	18312	" " " " Joint Stud
202478	18312	" " Trip Lever
200299H	18312	" " " " Hinge Screw
225461	18312	Tension Bracket with 201499H
200082D	18312	" " Screw
228026	18312	" " " " Washer
2102	18312	" Disc

No.	Plate	Name
13710	18312	Tension Spring
201499H	18312	" Stud
201572H	18312	" " Thumb Nut
225462	18312	Bobbin Winder Tension Bracket complete, Nos. 13710, 201572H, 225461 and two 2102
259662	18312	Bobbin Winder and Tension Bracket Base
259462	18312	Universal Bobbin Winder complete, Nos. 200056E, 200082D, 200113F, 200299H, 202478, 225381, 225444, 225453 to 225456, 225458, 225462, 228026, 259428, 259429, 259461, 259662, two each 225459 and wood screws 3/4 in., No. 12, R. H. B.

## FOOT LIFTER TREADLE

228676	18468	Treadle
228714	18468	" 228676 with 2718R, 14373 and 50581R
228683	18468	Treadle Bracket with 200358C and two 200528C
200528C	18468	Treadle Bracket Set Screw
228474	18468	" Chain, 34 in. long, with two 202784
202784	18468	Treadle Chain Hook
14373	18468	" Extension
50581R	18468	" " Screw
2718R	18468	" " " Washer
228679	18468	" Shaft
200358C	18468	" " Set Screw
228712	18468	Foot Lifter Treadle complete, Nos. 228474, 228679, 228714 and two 228683

## KNEE LIFTER

228359	18467	Rock Lever with two 350231C
228486	18467	" " Bracket with 200347C and three wood screws 7/8 in., No. 12
228361	18467	Rock Lever Bracket 228486 with 228359, 228363, 228367, 228386 and 228455
228370	18467	Rock Lever Extension with 200529C
350231C	18467	" " " " Set Screw
228363	18467	" " Hinge Pin
228364	18467	" " Knee Plate with 350231C
228388	18467	" " " " Arm

## ACCESSORIES

No.	Plate	Name
350231C	18467	Rock Lever Knee Plate Arm Set Screw
350231C	18467	" " " " Set Screw
228455	18467	" " Position Spring
228365	18467	" " Rod
200529C	18467	" " " Set Screw
228386	18467	" " Spring
228367	18467	" " Stop Stud
200347C	18467	" " " " Set Screw
228371	18467	Knee Lifter Rock Lever complete, Nos. 228361, 228364, 228365, 228370 and 228388

(Other Knee Lifter Parts are listed with parts  
of Machine Head)

## BELT GUARD

270197	18442	Belt Guard with two 200362C
270198	18442	" " Bracket
350328H	18442	" " " Screw
200362C	18442	" " Set Screw
270199	18442	Belt Guard complete, Nos. 270197, 270198 and two 350328H

## BOBBIN WINDER

(SWINGING AUTOMATIC, RIGHT HAND)  
FOR 5/16 INCH ROUND BELT DRIVE

Note: Same as 259462 "V" belt Bobbin Winder with  
the following exceptions:

225368	18312	Pulley with 200380C
259430	18312	Bobbin Winder and Tension Bracket Base
259431	18312	Universal Bobbin Winder complete, Nos. 200056E, 200082D, 200113F, 200299H, 202478, 225368, 225381, 225444, 225453 to 225456, 225458, 225462, 228026, 259428 to 259430, two each 225459 and wood screws 3/4 in., No. 12, R. H. B.

## THREAD UNWINDER

No.	Plate	Name
228692	18362	Spool Pin
201528H	18362	" " Nut
228693	18362	" " Washer
225257	18362	" Rest (for two spools) (flat) with 201018C, two each 201528H, 228692 and 228693
150203	18362	Spool Rest Cushion (felt)
225388	18362	" " Rod
200383C	18362	" " " Set Screw
201018C	18362	" " Set Screw
259658	18362	" Stand with 200383C
225391	18362	Thread Guide
201696H	18362	" " Lock Nut
225326	18362	" " Position Cup
225324	18362	" " Rod with 208AL and 225322
208AL	18362	Thread Guide Rod Screw
225322	18362	" " " Washer
225258	18362	Thread Unwinder (for two spools) complete, Nos. 201696H, 225257, 225324, 225326, 225388, 259658, two each 150203, 225391, and three wood screws 7/8 in., No. 12

## MISCELLANEOUS PARTS

225434	18441	Bobbin Holder
259502	18441	Finger Guard
228394	18441	Spool Pin

USED IN CONJUNCTION WITH  
THREAD UNWINDER

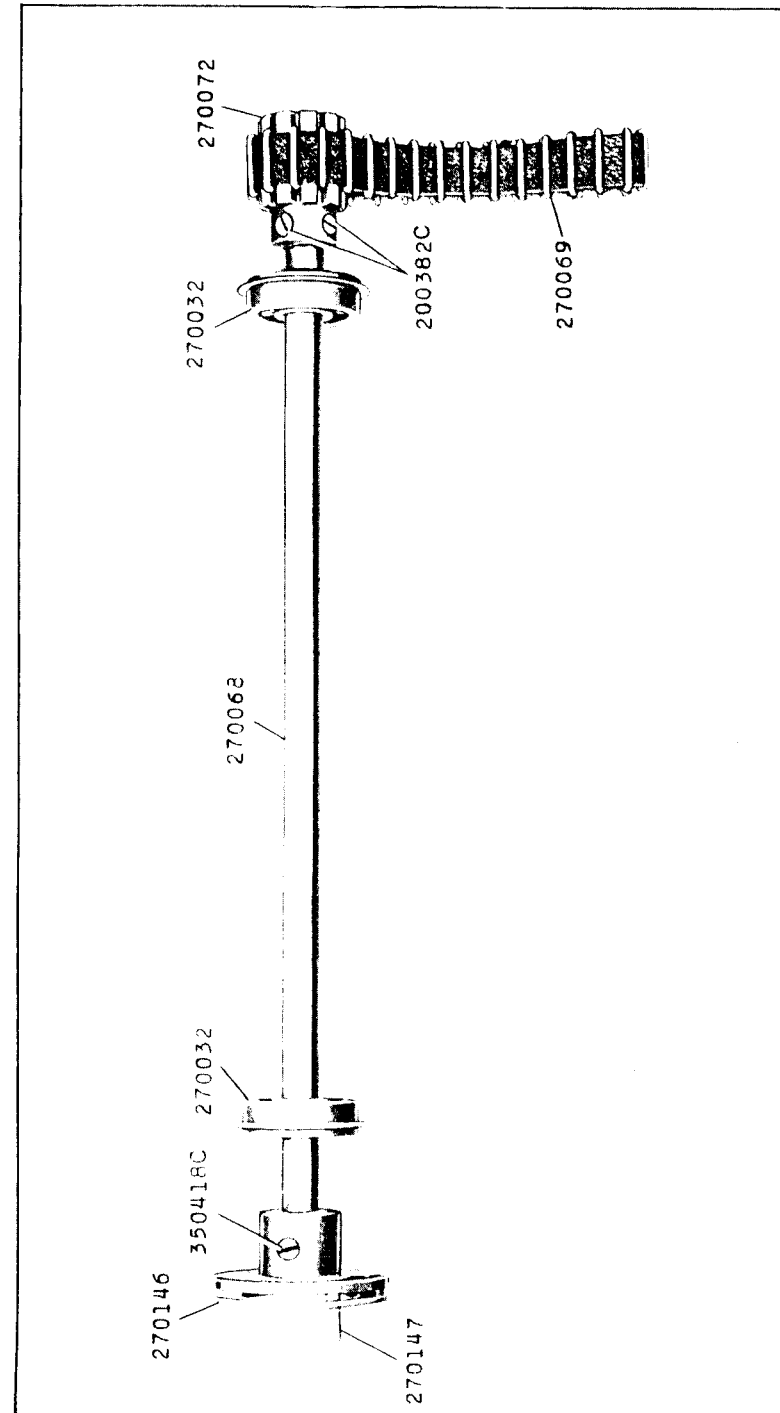
259370	18362	Spool Pin
259378	18362	" " Arm with 217E and 259379
232896	18362	" " " Bracket with two 448AL
448AL	18362	" " " " Set Screw
448AL	18362	" " " Set Screw
259371	18362	" " Cap (bakelite)
1010F	18362	" " Hinge Screw
259379	18362	" " Retaining Spring
217E	18362	" " " " Screw
259372	18362	" " Washer
259373	18362	Spool Pin complete, Nos. 1010F and 259370 to 259372

No.	Plate	Name
60913	18362	Spool Weight with 60914
60914	18362	" " Center Pin
225377	18362	" Wire, for small spools
27739	18362	Thread Cone (wood)
225390	18362	" " Holder

**SINGER** Needles should be used  
in **SINGER** Machines  
These Needles and their Containers  
are marked with the  
Company's Trade Mark "SIMANCO.\*\*" 1

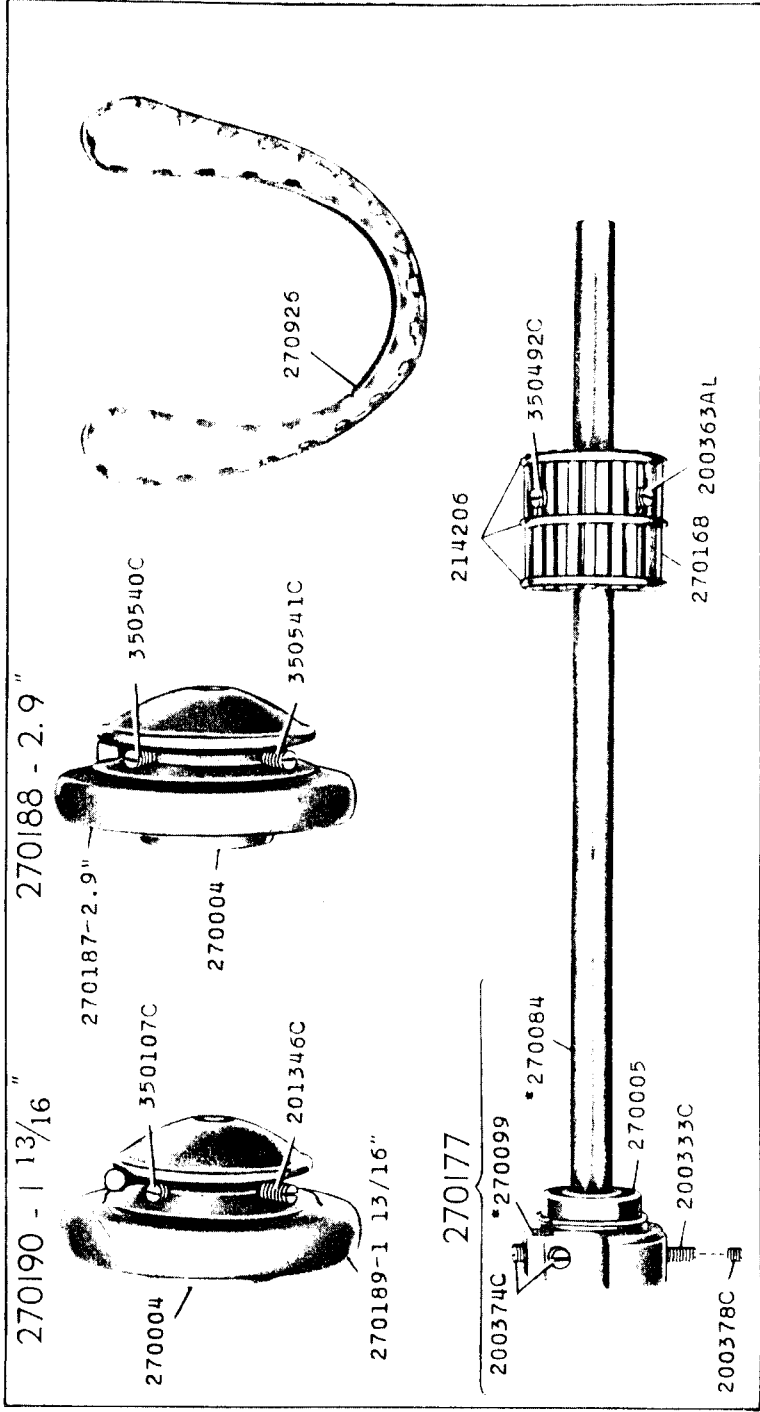
Needles in Containers marked  
"FOR SINGER MACHINES"  
are NOT **SINGER** made needles. 2

18302 - 1/2

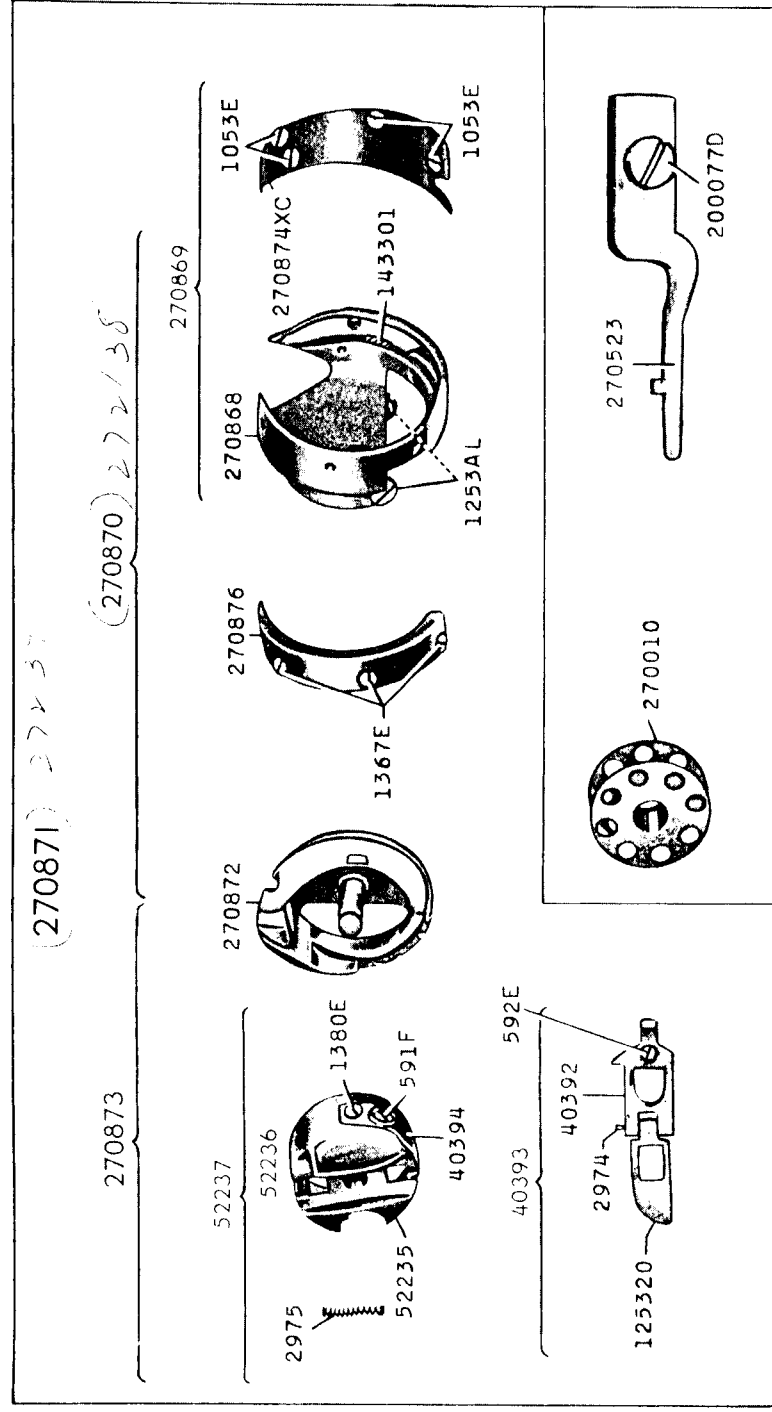




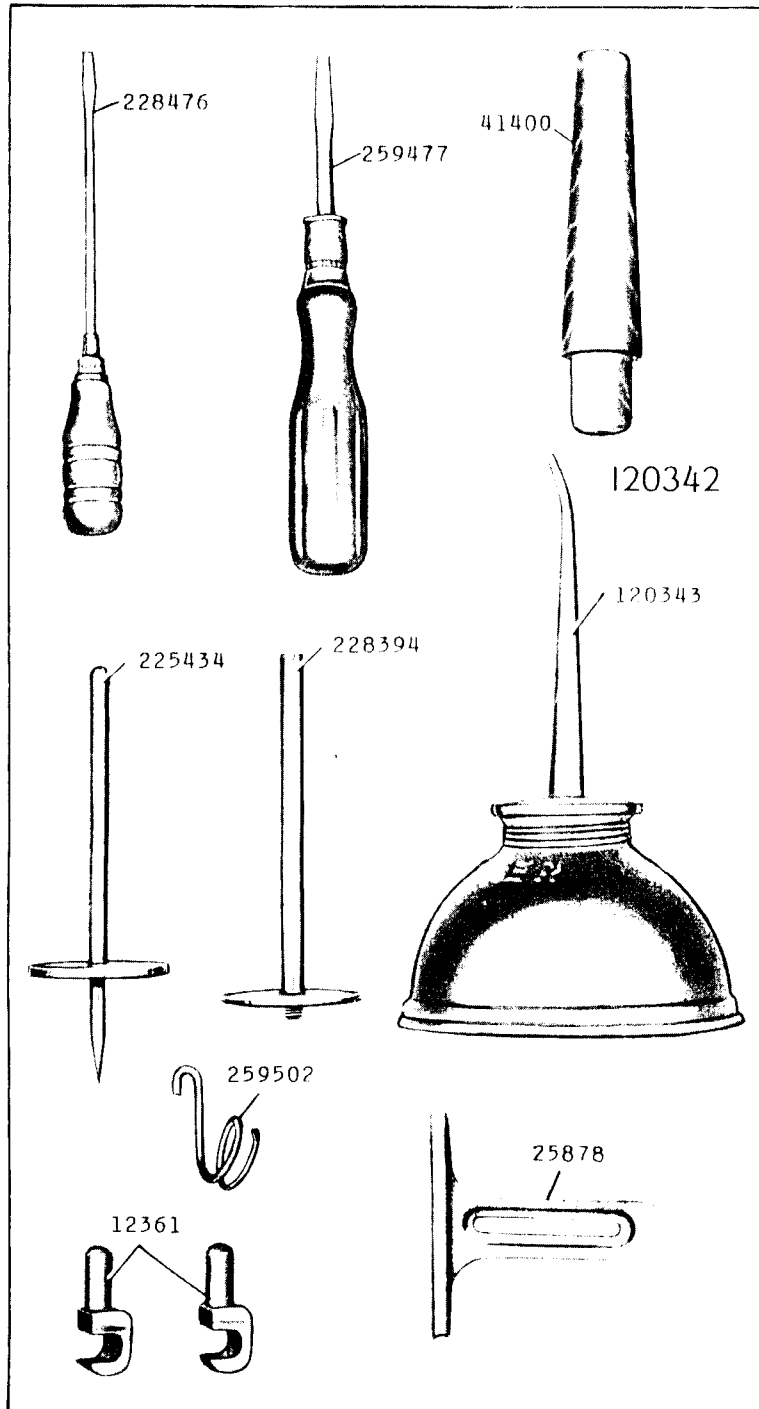
18376 - 3/8



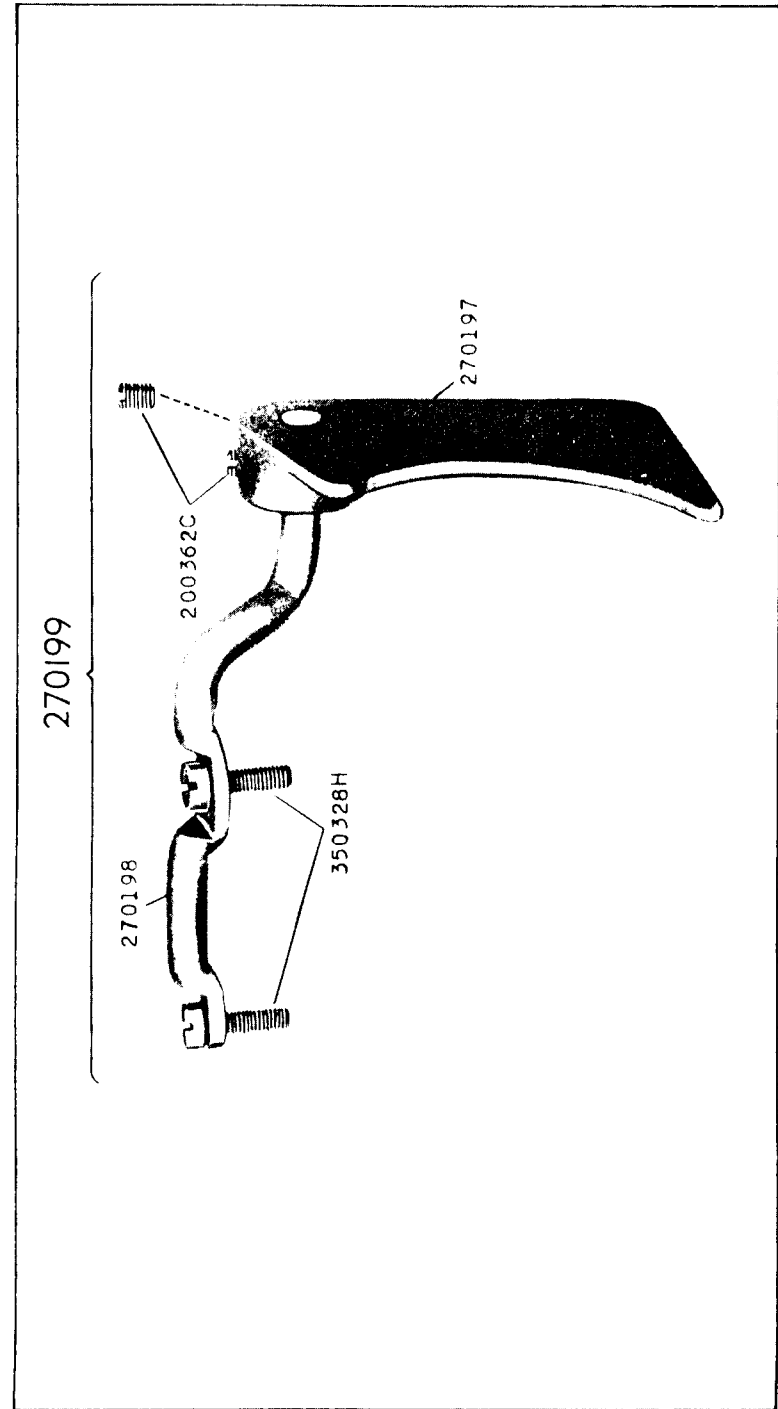
18416 - 3/4



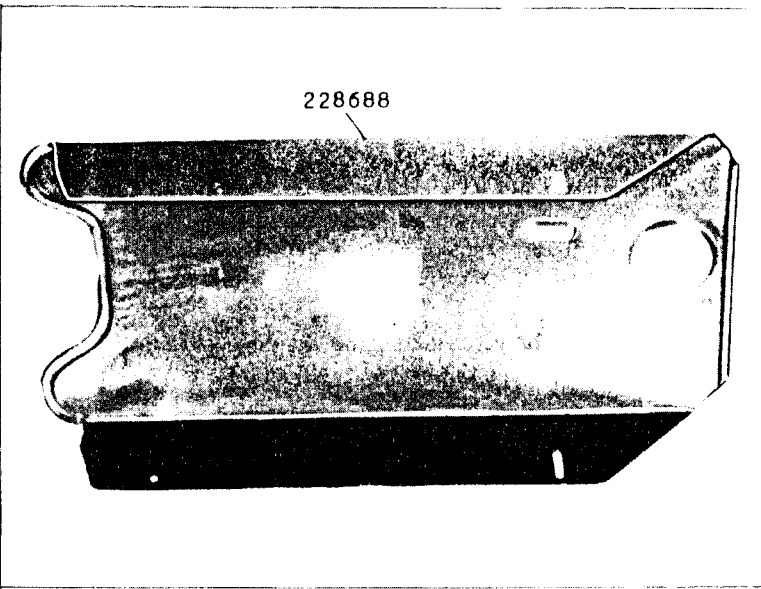
18441 - 1/2



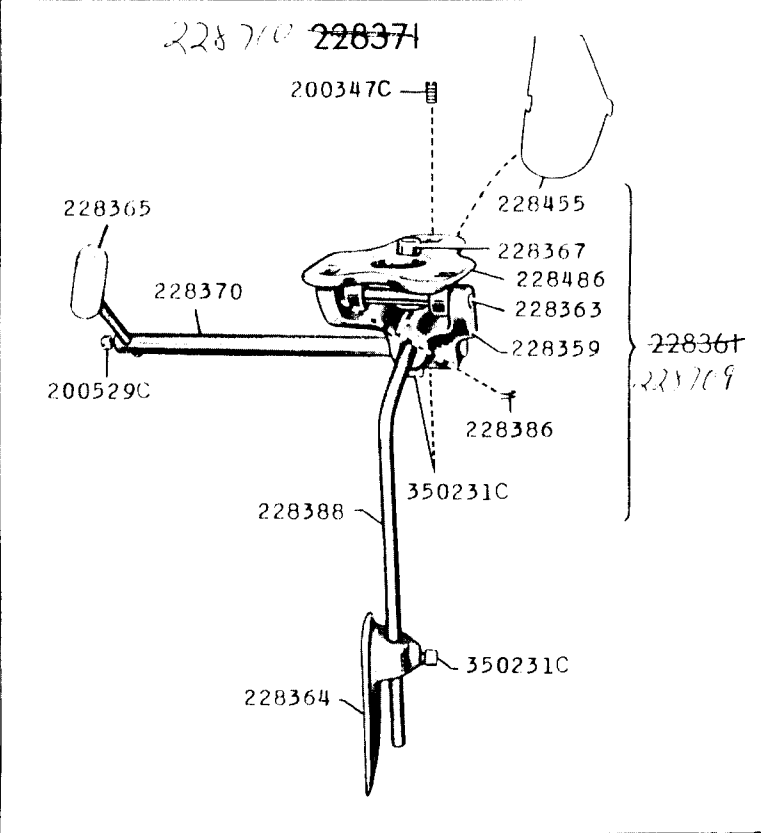
18442 - 2/3



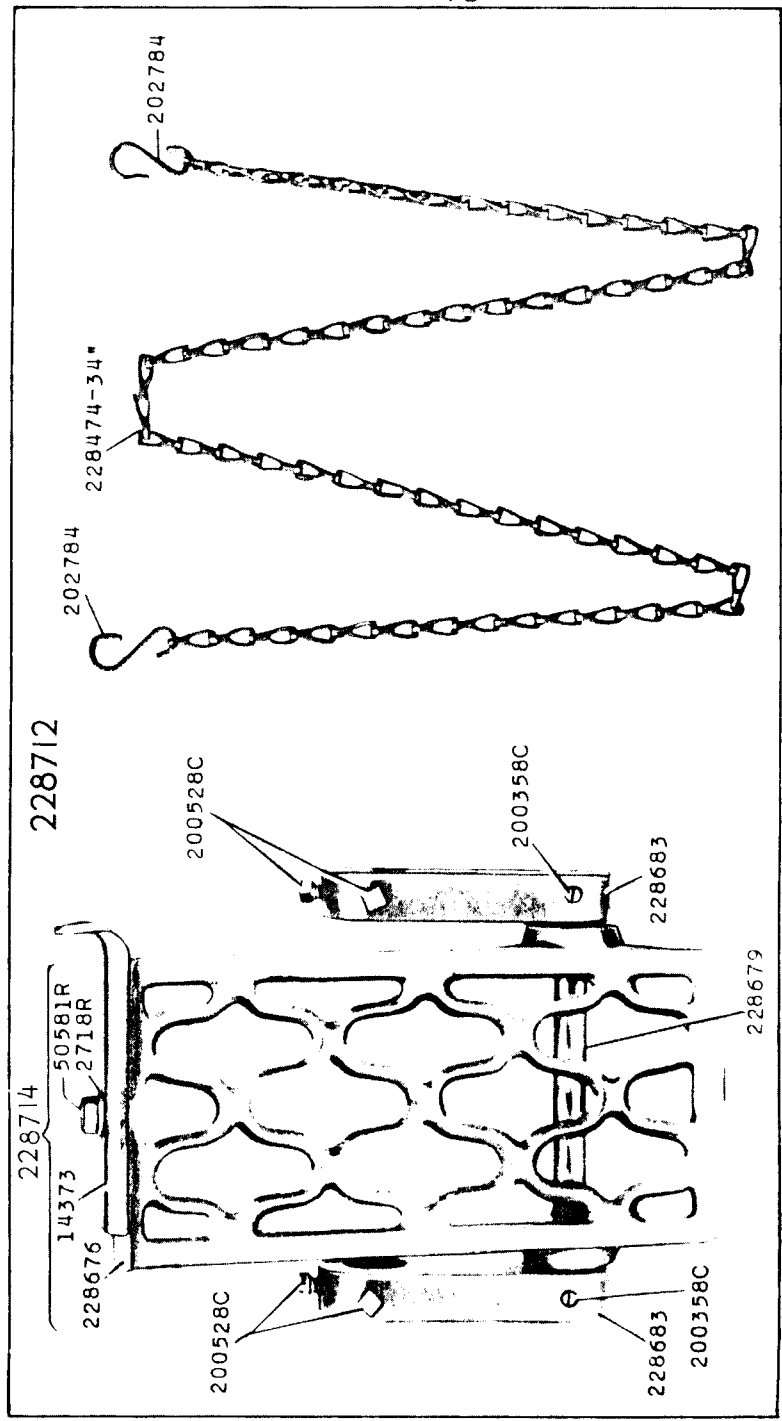
18467-1/4



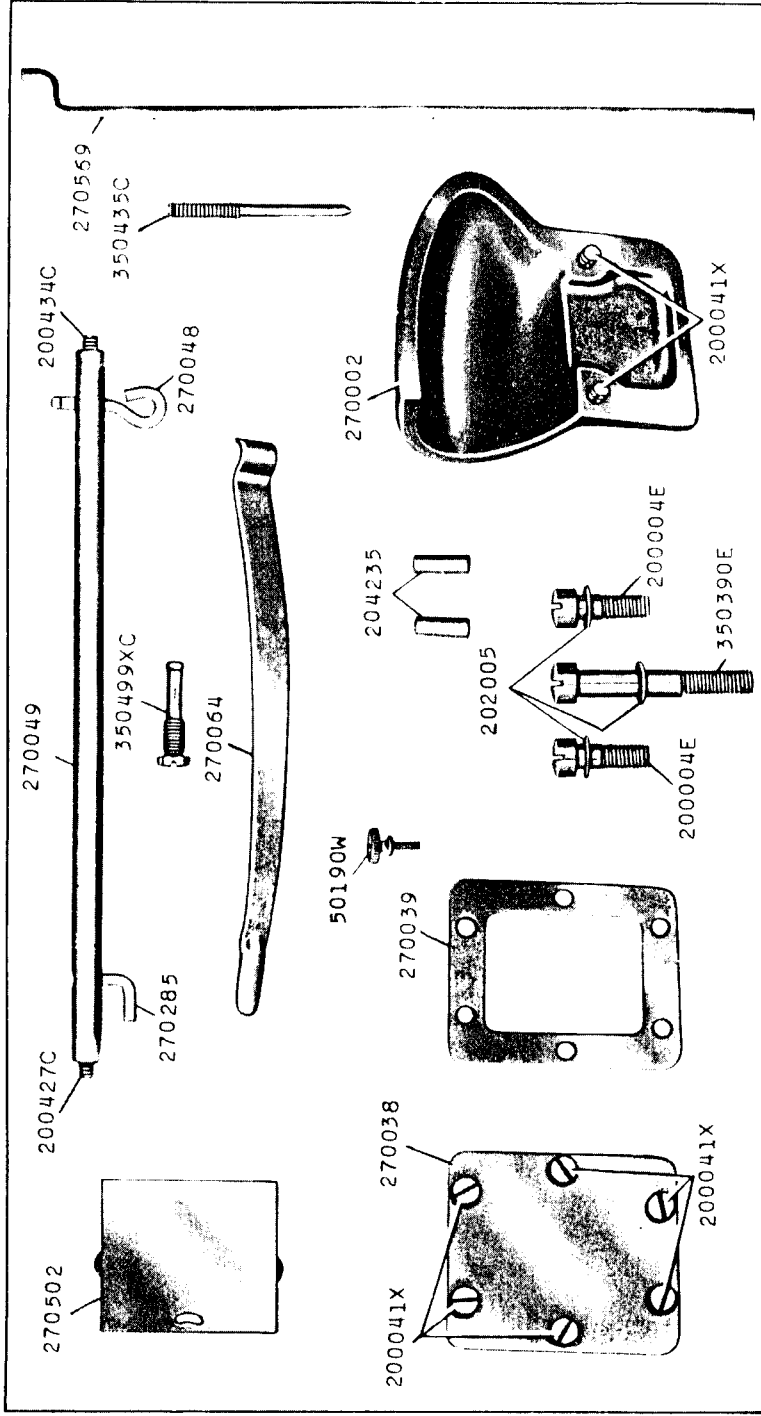
228710 228371



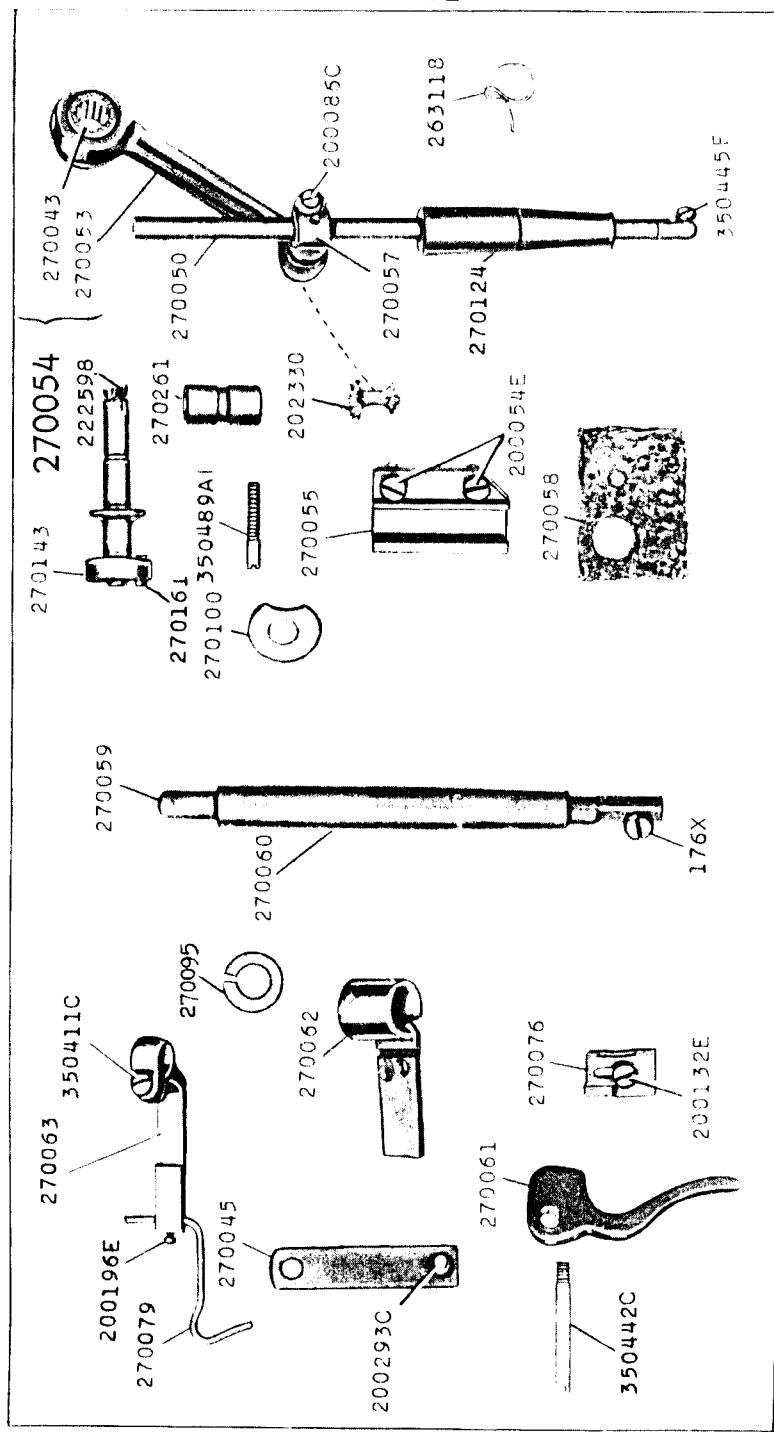
18468-3/8



18469-3/8



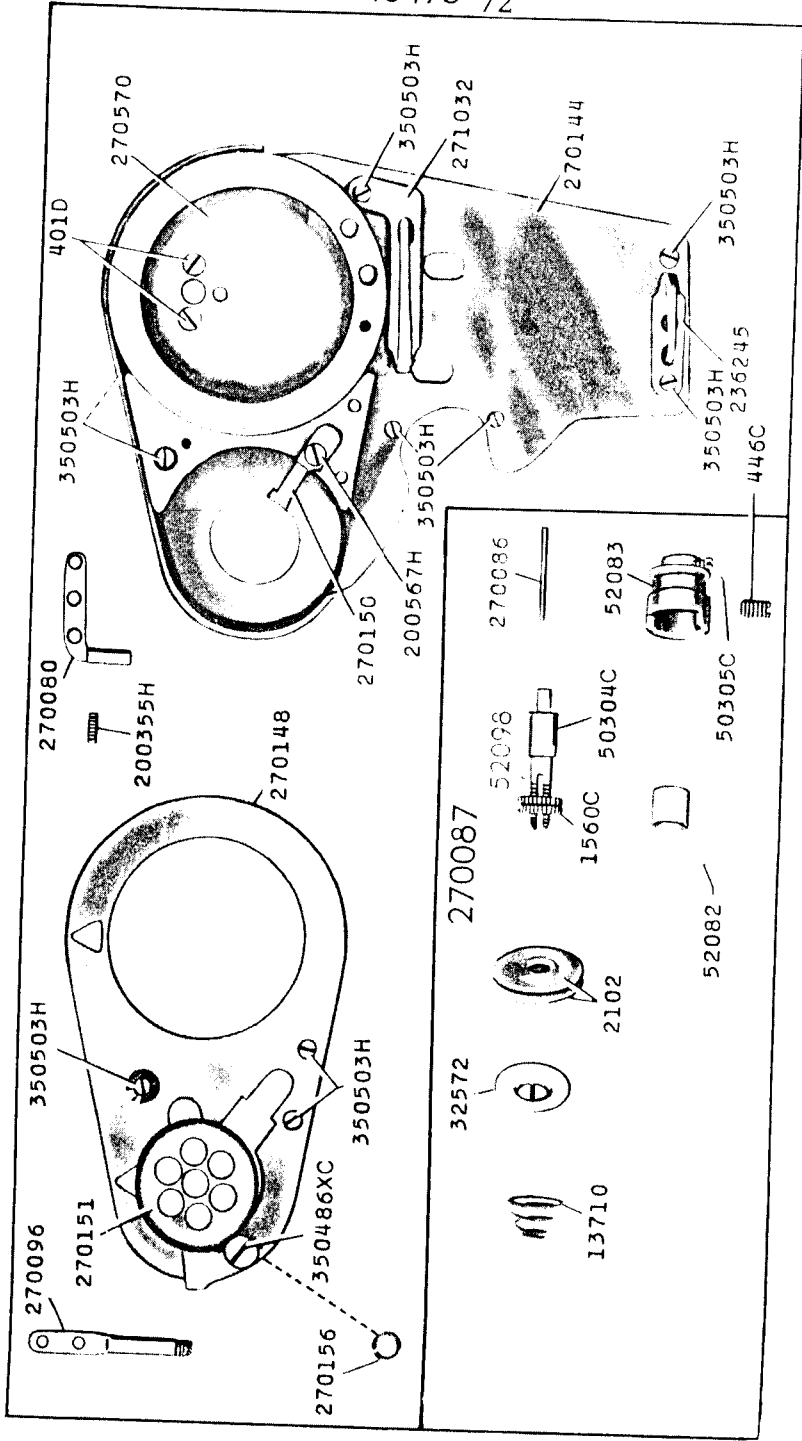
18470-1/2







18473-1/2



18474

