

**SINGER**  
451K21

## INSTRUCTIONS FOR ORDERING

In ordering from this List, the prefix and affix letters with the part number MUST BE quoted exactly as they are shown in the first column.


A number always indicates the same part in whatever List it may appear, or for whatever machine.

The affix letters (where shown) indicate the style of finish, as follows:—

- A. Hardened, Polished, Nickel Plated and Buffed.
- B. Polished, Nickel Plated and Buffed.
- C. Hardened only.
- D. Polished only.
- E. Soft, Not Polished.
- F. Hardened and Polished.
- G. Bright Rumbled and Nickel Plated.
- H. Blued.
- J. Nickel Plated only.
- K. Hardened and Nickel Plated.
- L. Brass Plated.
- M. Oxidized.
- R. Phosphate Coating Formed on Surface of Iron or Steel.
- S. Cadmium Plated.
- T. Copper Plated.
- U. Zinc Plated.
- V. Silver Plated.
- W. Polished and Nickel Plated.
- X. Black Oxide for Iron and Steel.
- Y. Black Nickel Plated only.
- Z. Chromium Plated.
- A.A. Buffed and Chromium Plated.
- A.B. Hardened, Polished, Buffed and Chromium Plated.
- A.E. Hardened, Bright Rumbled and Nickel Plated.
- A.F. Hardened, Bright Rumbled, Nickel Plated, Bright Rumbled and Chromium Plated.
- A.G. Alumilite (Plain).
- A.H. Alumilite (Dyed). Colour must be stated.
- A.J. Polished, Nickel Plated and Chromium Plated.
- A.K. Hardened, Polished, Nickel Plated and Chromium Plated.
- A.L. Heat Treated for Toughness.
- A.L.D. Heat Treated for Toughness and Polished.
- A.L.X. Heat Treated for Toughness and Black Oxide.
- A.S. Black Moulded Phenolic.
- A.T. Beige Moulded Phenolic.
- A.U. Brown Moulded Phenolic.
- A.W. Hardened then Flame Coated with Tungsten Carbide.
- B.A. Chrome Nickel, Satin Finish.
- B.B. Hardened and Chrome Nickel, Satin Finish.
- C.R. Hardened and Phosphate Coating Formed on Surface of Steel.
- C.U. Hardened and Zinc Plated.
- F.J. Hardened, Polished and Nickel Plated.
- T.A. Hardened, Polished, Copper and Nickel Plated and Buffed.
- T.B. Copper and Nickel Plated and Polished.
- T.J. Copper and Nickel Plated only.
- T.K. Hardened, Copper and Nickel Plated.
- T.L. Copper and Brass Plated.
- T.M. Copper Plated and Oxidized.
- X.C. Hardened and Black Oxide for Iron and Steel.
- Z.A. Hardened, Polished, Nickel Plated, Buffed and Chromium Plated.
- Z.B. Polished, Nickel Plated, Buffed and Chromium Plated.
- Z.C. Hardened and Chromium Plated.
- Z.D. Polished and Chromium Plated.
- Z.G. Bright Rumbled, Nickel Plated, Bright Rumbled and Chromium Plated.
- Z.J. Nickel and Chromium Plated.
- Z.T. Copper and Chromium Plated.

Parts marked with an asterisk (\*) are furnished only when the repairs are made at Factory.

## LIST OF PARTS COMPLETE FOR



K. 4716

### MACHINE No. 451K21

SINGLE ROTARY THREAD TAKE-UP.

HIGH SPEED. LOCK STITCH.

SINGLE NEEDLE. SHORT ARM.

FOR STITCHING LIGHT AND MEDIUM WEIGHT FABRICS

No.	Plate	Name
*276001		Arm ... ..
276002	2799	" Cover (back) ... ..
200053x	2799	" " ( " ) Screw (2) ... ..
201235	2799	" Position Pin (2) ... ..
200004c	2799	" Screw <del>(2)</del> 4/60 ... ..
<del>250300</del>		" " 7/60 ... ..
202005	2799	" " Washer (3) ... ..
*276003	2797	" Shaft ... ..
276004	2797	" " 276003 with 200333c, 200378c, 272143 and 276021 to 276023 ... ..
272142	2797	Arm Shaft Ball Bearing (back) ... ..
272143	2797	" " " " (front) ... ..
270926	2797	" " Connection Belt (reinforced neoprene) ... ..
271127	2797	" " " " Pulley with 200363al, 350492c and two 214206 ... ..

No.	Plate	Name
350492c	2797	Arm Shaft Connection Belt Pulley Position Screw ...
200363al	2797	" " " " " Set Screw ...
214206	2797	" " " " " Spring Flange ...
*270008	---	Bed ...
270009	2799	" Slide ...
276226	2792	Face Plate with 276054 and four 200586x ...
276054	2792	" " Thread Guard ...
200586x	2792	" " " " Screw ...
350503alx	2792	" " Screw (8) ...
272106	2798	Feed Bar ...
272107	2798	" " Hinge Pin ...
272112	2798	" " " " Lubricating (felt) ...
200394c	2798	" " " " Set Screw ...
272108	2798	" " " " Thrust Washer (2) (3-58) ...
272109	2798	" " Lifting Crank with 200040e ...
200040e	2798	" " " " Pinch Screw ...
272110	2798	" " " " Link ...
200169c	---	" " " " Cap Screw (2) ...
272115	2798	" " " " Oiling Wick ...
272111	2798	" " " " " Clump ...
149031/61 2026	2026	" Dog, 19 teeth (22 teeth to the inch) for 52033 ...
208al	2626	" " Screw (2) ...
270013	2798	" Driving Connection ...
270014	2798	" " " " 270013 with 270016 ...
272113	2798	" " " " Crank with 200040e ...
200040e	2798	" " " " Pinch Screw ...
200545c	2798	" " " " Hinge Screw ...
201522e	2798	" " " " " Nut ...
270016	2798	" " " " Needle Bearing ...
270017	2800	" " Eccentric ...
270018	2800	" " " " Adjusting Disc ...
270137	2800	" " " " " Spring ...
276009	2800	" " " " " Collar with 201220e ...
201220e	2800	" " " " " " Set Screw ...
240231	2800	" " " " Friction Gib ...
350578xc	2800	" " " " " Adjusting Screw ...
350562xc	2800	" " " " " " Set Screw ...
270944	2800	" " Flange with 200333c, 200346c, two each 350562xc and 350578xc ...
200333c	2800	" " " " Position Screw ...
200346c	2800	" " " " Set Screw ...
272116	2798	" " Rock Shaft with two each 200394c and 270942 ...
270941	2798	" " " " Centre (2) ...
201254c	2798	" " " " " Set Screw (2) ...
270942	2798	" " " " Insert (nylon) ...
270013	2798	" Lifting Connection ...

No.	Plate	Name
270014	2798	Feed Lifting Connection 270013 with 270016 ...
200545c	2798	" " " " Hinge Screw ...
201522e	2798	" " " " " Nut ...
270016	2798	" " " " Needle Bearing ...
272117	2800	" " Eccentric with 200382c and 201220e ...
201220c	2800	" " " " Position Screw ...
200382c	2800	" " " " Set Screw ...
272118	2798	" " Rock Shaft with two 270942 ...
270941	2798	" " " " Centre (2) ...
201254c	2798	" " " " " Set Screw (2) ...
270942	2798	" " " " Insert (nylon) ...
270140	2800	" Regulating Stud ...
240245	2800	" " " " Retaining Spring ...
270026	2800	" " " " Spring ...
276014	2794	Knee Lifter Lifting Link ...
200293al	2794	" " " " Hinge Screw ...
276015	2799	" " " " Rod with 202302 ...
202302	2799	" " " " Cotter Pin ...
276016	2799	" " " " Spring ...
227227	2799	" " " " " Collar with 200113f ...
200113f	2799	" " " " " Set Screw ...
276017	2799	" " Rock Frame ...
200679f	2799	" " " " Hinge Screw (back) ...
200272c	2799	" " " " " (front) ...
276005	2797	Machine Pulley (aluminium alloy casting) for "V" belt (outside diam. of belt groove 2.9 in.) (rim diam. 4 in.) with 350540c and 350541c ...
276006	2797	Machine Pulley 276005 with 272142 ...
350540c	2797	" " Position Screw ...
350541c	2797	" " Set Screw ...
270050	2794	Needle Bar with 350445f ...
270124	2794	" " Bushing (lower) ...
270261	2794	" " " (upper) ...
350550al	2794	" " " ( " ) Set Screw ...
*276018	2794	" " Connecting Link ...
276019	2794	" " " " 276018 with 270266 ...
270055	2794	" " " " Guide Block ...
200054c	2794	" " " " " Screw (2) ...
276020	2794	" " " " Hinge Stud ...
276021	2797	" " " " " Oiling Felt ...
276022	2797	" " " " " " Flange ...
276053	2797	" " " " " " Oil Leader Tube ...
200374	2797	" " " " " Set Screw ...
270266	2794	" " " " Needle Bearing ...
270395	2794	" " " " Thrust Washer ...

88 x 1 --- Needle, size 14 ... .. 6-597

No.	Plate	Name
270057	2794	Needle Bar Connecting Stud with 202277 and 350622ax
202277	2794	" " " " Oil Packing (wick)
350622ax	2794	" " " " Pinch Screw
*276023	2797	" " Crank with two 200374c
200333c	2797	" " " " Position Screw
200378c	2797	" " " " " Check Screw
270058	2794	" " Oiling Felt
350445f	2794	" Set Screw
272121	2794	Presser Bar with 176x
276025	2794	" " Ball, 3/2 in. diameter
276027	2794	" " Bushing
350442c	2794	" " " Hinge Screw
276028	2794	" " Lifting Releasing Lever Bracket
272122	2794	" " Position Guide with 350411c
350411c	2794	" " " " Pinch Screw
272123	2799	" " Spring
350435c	2799	" " " Screw (pressure regulating)
350499xc	2799	" " " Stud
62527	2626	" Foot Hinge Pin
162045	2626	" " Plate
162046	2626	" " Shank
162047	2626	" " Spring
24983	2626	" " (spring hinged) complete, Nos. 24544, 24982, 26231 and 62527, 20.
176x	2794	<i>Come, order 1/60 266 760</i> " " Screw
272150	2792	Rotary Take-up
276032	2792	" " Adjusting Disc
276033	—	" " " " 276032 with 276035 and two 200582h
276034	2792	" " Clamping Plate
200567xc	2792	" " " " Screw (2)
276035	2792	" " Counterbalance
200582h	—	" " " " Screw
276227	2792	" " Guard
200031x	2792	" " " " Screw (long)
200069x	2792	" " " " (short)
276228	2792	" " Cover
276038	2792	" " " " Grill...
200161x	2792	" " " " " Screw (3)
200263xc	2792	" " " " Hinge Screw
67425	2792	" " " " " Spring Washer
230743c	2792	" " " " " Thrust Washer
276229	2792	" " " " " Spring Catch
350503x	2792	" " " " " " Screw
201537e	2792	" " " " " " Nut
200685c	2792	" " " " " Thread Guide Screw

7/60  
3/60  
1/60  
7/60

No.	Plate	Name
200577al	2792	Rotary Take-up Screw (3)
276043	2792	" " " Spacer
276044	2792	Rotating Hook with 143301, 270878 and two 1253al
276045	2792	" " " with 270874xc and four 1053e
276046	2792	" " " with 270872, 270874 and three 1367e
276047	2792	" " " with 52237
270010	2772	" " " Bobbin
52235	2772	" " " " Case
52236	2772	" " " " 52235 with 591f, 1380e and 40394
40393	2772	" " " " Hinge, Nos. 2974, 40392 and 125320
270872	2772	" " " " Holder (chromium plated)
272131	2772	" " " " " Position Bracket
200077d	2772	" " " " " " " " Screw
40392	2772	" " " " " Latch
125320	2772	" " " " " " Lever
2974	2772	" " " " " " Fulcrum Pin
2975	2772	" " " " " " Spring
592e	2772	" " " " " " Stop Screw
40394	2772	" " " " " " Tension Spring
591f	2772	" " " " " " " " Regulating Screw
1380e	2772	" " " " " " " " Screw
52237	2772	" " " " " " complete, Nos. 592e, 2975, 40393 and 52236
270873	2772	" " " " " 52237 with 270872 <i>(for Argente only)</i>
276044	2800	" " " " Driving Shaft
272144	2800	" " " " " Ball Bearing
276045	2800	" " " " " Bushing with 276046
276046	2800	" " " " " " Oil Packing (wick)
200346c	2800	" " " " " " Set Screw
270169	2800	" " " " " Connection Belt Pulley with 214206 and two 200070c
200070c	2800	" " " " " " Connection Belt Pulley Set Screw
214206	2800	" " " " " " " " Spring
276047	2800	" " " " " " Flange
276047	2800	" " " " " Gear (internal teeth) with 200382f and 201220c
201220f	2800	" " " " " " " " Position Screw
200382f	2800	" " " " " " " " Set Screw
270036	2800	" " " " " " " " Oil Lead Wire
270879	2772	" " " " " " Oil Guard
270038	2799	" " " " " " Reservoir Cover
270039	2799	" " " " " " " " Gasket
200041x	2799	" " " " " " " " Screw (6)
270878	2772	" " " " " " Retaining Washer (felt)
143301	2772	" " " " " " Wick (felt)
270876	2772	" " " " " Section
1367e	2772	" " " " " " Screw
272154	—	Rotating Hook Oil Reservoir Cover Washer (fibre) (6)

1/60  
2/60  
3/60  
4/60  
5/60  
6/60  
7/60

No.	Plate	Name
1253a1	2772	Rotating Hook Set Screw...
276059	2800	" " Shaft ...
270163	2800	" " " Bushing ...
270880	2800	" " " " Oil Packing (wick) ...
200346c	2800	" " " " Set Screw ...
270164	2800	" " " End Bearing ...
201215d	2800	" " " " " Screw ...
202423	2800	" " " " Oil Filter Wick ...
276061	2300	" " " " " Holder ...
276062	2800	" " " " " complete, Nos. 202423 and 276061
350498c	2800	" " " " " Regulating Screw ...
270044	2800	" " " " Thrust Washer ...
276060	2800	" " " " Bushing, complete, Nos. 270044, 270163, 270164, 270880, 276059, 276062, 350498c and two 201215d ...
270874xc	2772	Rotating Hook Thread Guard ...
1053c	2772	" " " " " Screw ...
2102	2792	Tension Disc ...
276048	2794	" " Releaser (adjustable) ...
200132e	2794	" " " Screw ...
32572	2792	" " Releasing Disc ...
270086	2792	" " " Pin ...
13710	2792	" " Spring ...
50304c	2792	" " Stud ...
52098	2792	" " " 50304c with 1560c ...
50305c	2792	" " " Set Screw ...
276055	2792	" " Thread Guide Pin ...
1560c	2792	" " Thumb Nut ...
276049	2792	" " complete, Nos. 13710, 32572, 39652, <del>52098</del> , 52098, 270086 and two 2102 ...
276050	2792	Thread Cutter ...
200583x	2792	" " " Screw ...
276051	2792	" " Guide ...
263118	2794	" " " (on Needle Bar Bushing) ...
350503alx	2792	" " " Screw ...
276057	2794	" " Pull-off ...
<sup>4/60</sup> 200145al	2794	" " " Screw (2) ...
276052	2792	" " Retainer (front) ...
200397x	2792	" " " ( " ) Set Screw ...
270080	2792	" " " (rear) ...
200366x	2792	" " " ( " ) Set Screw ...
39652	2792	" " Take-up Spring ...
<sup>142090</sup> <del>52098</del> <sup>4/61</sup>	2792	" " " " Regulator with 50305c ...
453xc	2792	" " " " " Set Screw ...
52033	2626	Throat Plate (small needle hole), for 52031 ...
<sup>4/60</sup> <del>453xc</del>	2626	" " " " " Screw (2) ...

## ACCESSORIES

No.	Plate	Name
25878	2627	Cloth Guide ...
50190	2627	" " Thumb Screw ...
270010	2772	Rotating Hook Bobbin (2) ...
270155	2800	" " " Oil Reservoir Oil Gauge ...
120378	2627	Screw Driver (bobbin case) ...
88 x 1	—	Needles, six, size 16 ...
228478	18311	Drip Pan with four $\frac{3}{4}$ in. wire nails... ..
12361	2627	Machine Hinge Connection (2) ...
41400	2627	" " Rest Pin (wood) ...
120342	2627	Oiler (copper plated) with 120343 ...
120343	2627	" " Spout (3 $\frac{1}{2}$ in. long) ...
85318	2627	Screw Driver ...
<sup>7/60</sup> <del>86098</del>	—	Tin of Oil ( $\frac{1}{2}$ pint) ...
240566	—	Wrench ...

## BOBBIN WINDER

(SWINGING AUTOMATIC, RIGHT HAND)  
FOR "V" BELT DRIVE

No.	Plate	Name
259428	2624	Brake (leather) ...
259429	2624	" " Clamp ...
200113f	2624	" " " Screw ...
225453	2624	Frame with <del>200277</del> <sup>4/60</sup> and 259660 ...
<sup>7/60</sup> <del>225454</del> <del>383574</del>	2624	" " Hinge Pin ...
259660	2624	" " Oil Packing (wick) ...
225455	2624	" " Well Washer ...
225456	2624	" " Spring ...
225456	2624	" " " Plunger ...
104211	2624	Pulley with 200380c ...
200380c	2624	" " Set Screw ...
225381	2624	Spindle ...
225444	2624	Stop Latch ...
200056e	2624	" " " Screw ...
225458	2624	" " " Thumb Lever... ..
225459	2624	" " " " " Hinge Stud ...
225459	2624	" " " " " Joint Stud ...
202478	2624	" " " Trip Lever ...
200299h	2624	" " " " " Hinge Screw ...

BOBBIN WINDER

No.	Plate	Name
225461	2624	Tension Bracket with 201499h ...
200082d	2624	" " Screw ...
228026	2624	" " " Washer ...
2102	2624	" Disc ...
13710	2624	" Spring ...
201499h	2624	" Stud ...
201572h	2624	" " Thumb Nut ...
225462	2624	Bobbin Winder Tension Bracket, complete, Nos. 13710, 201572h, 225461 and two 2102 ...
259430	2624	Bobbin Winder and Tension Bracket Base ...
104212	2624	" " (swinging automatic, right hand), complete, Nos. 104211, 200056e, 200082d, 200113f, 200299h, 202478, 225381, 225444, 225453 to 225456, 225458, 225462, 228026, 259428 to 259430, two each 225459 and wood screws 3/4 in. No. 12 R.H.B.

BELT GUARD

(Only supplied when specified on order, and at an extra charge)

No.	Plate	Name
106502	2778	Belt Guard with <del>two</del> SS706x ...
106503	2778	" " Bracket with three SS706x ...
SS707	2778	" " " Hinge Screw ...
SS706x	2778	" " " Screw ...
SS706x	2778	" " " Screw ...
Tool 293	2778	" " " Key ...
106504	2778	" " " Support ...
106505	2778	Belt Guard, complete, Nos. <del>Tool 293</del> SS707 and 106502 to 106504

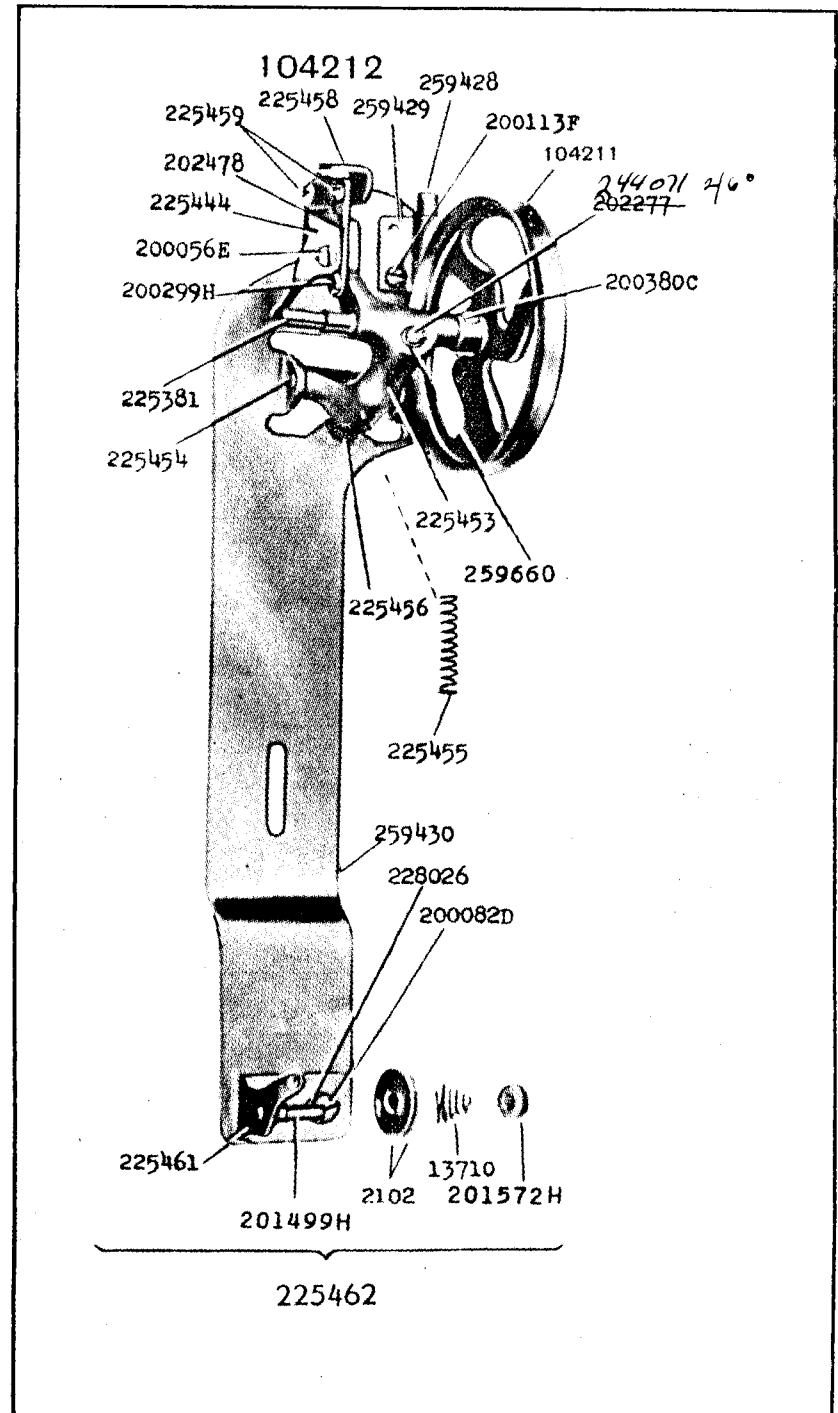
KNEE LIFTER

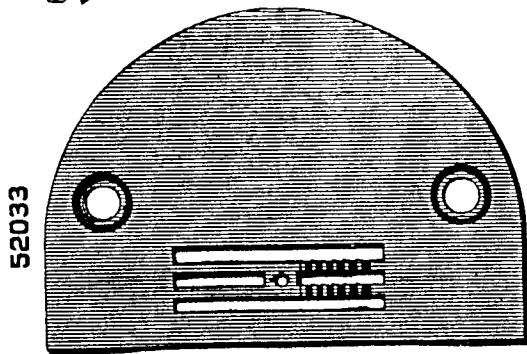

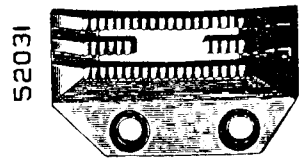
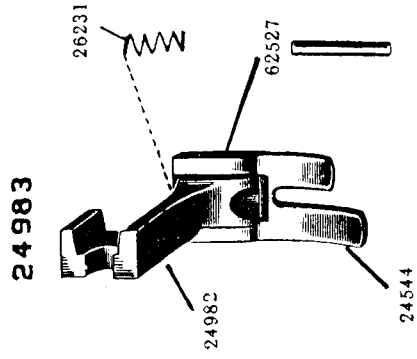
No.	Plate	Name
228713	18311	Rock Lever with two 350231c ...
228707	18311	" " Bracket with 200347c and three wood screws 3/4 in. No. 12
228709	18311	" " Bracket 228707, with 228363, 228367, 228386, 228455 and 228713
228370	18311	" " Extension with 200530c ...
350231c	18311	" " " Set Screw ...
228363	18311	" " Hinge Pin ...
228364	18311	" " Knee Plate with 350231c ...
228388	18311	" " " " Arm ...
350231c	18311	" " " " " Set Screw ...
350231c	18311	" " " " " Set Screw ...
228455	18311	" " Position Spring ...
228365	18311	" " Rod ...
200530c	18311	" " " Set Screw ...
228386	18311	" " Spring ...
228367	18311	" " Stop Stud ...
200347c	18311	" " " " " Set Screw ...
228710	18311	Knee Lifter Rock Lever, complete, Nos. 228364, 228365, 228370, 228388 and 228709 ...

(Other Knee Lifter parts are listed with parts of Machine Head)

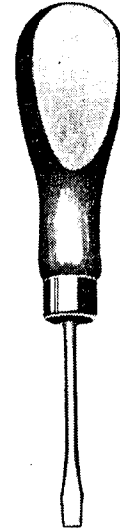
THREAD UNWINDER

No.	Plate	Name
228692	18362	Spool Pin ...
201528h	18362	" " Nut ...
<del>228693</del>	<del>18362</del>	" " Washer ...
225257	18362	" Rest (for two spools) (flat) with 201018c, two each 201528h, 228692 and <del>228693</del> (3-58) ...
150203	18362	Spool Rest Cushion (felt) ...
225388	18362	" " Rod ...
200383c	18362	" " " Set Screw ...
201018c	18362	" " " Set Screw ...
<del>259650</del>	<del>18362</del>	" Stand with 200383c ...
225391	18362	Thread Guide ...
201696h	18362	" " Lock Nut ...
225326	18362	" " Position Cup ...
27739	18362	Thread Cone (wood) (only supplied when specified on order and at an extra charge) ...
225258	18362	" Unwinder (for two spools), complete, Nos. 201696h, 225257, 225324, 225326, 225388, <del>259650</del> (3-58), two each 150203, 225391 and three wood screws 3/4 in. No. 12 <del>259650</del> 3/60 ...





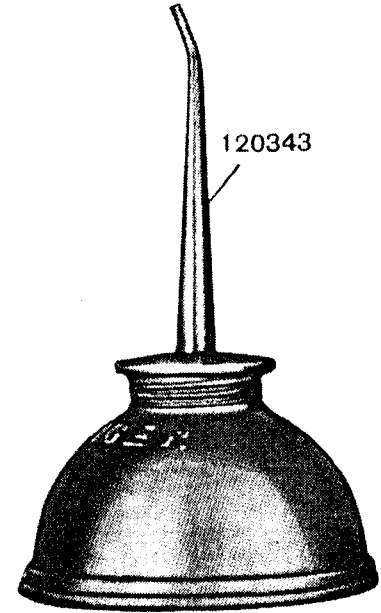
85318.



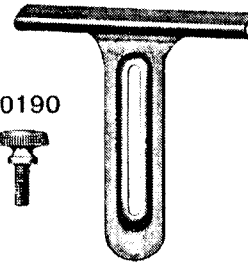
120378.



120342



25878.



50190



41400



12361

