

**SINGER**  
**46K54**

Form K4671  
(461)

ILLUSTRATED  
LIST OF PARTS

FOR

No. 46K54 MACHINE

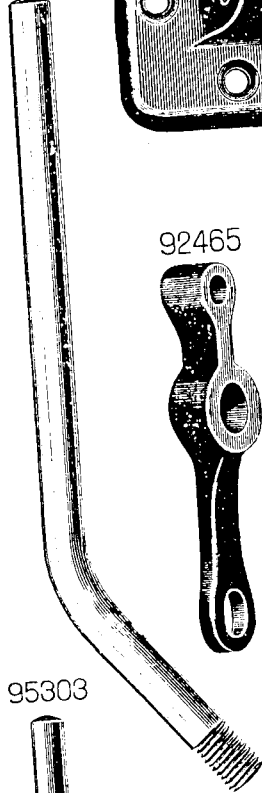


\*\*A Trademark of THE SINGER MANUFACTURING COMPANY

92470




92464



95303



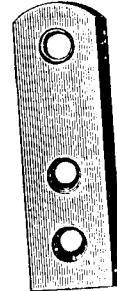
92466




92465




95304




2767



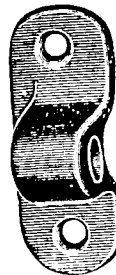
6337



92469




82479



92008



2766



180



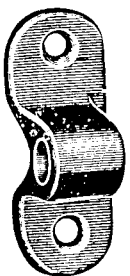
210



SS345



82479



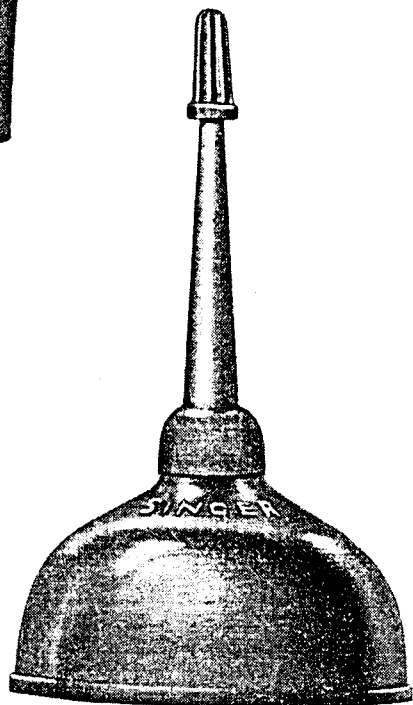
161294



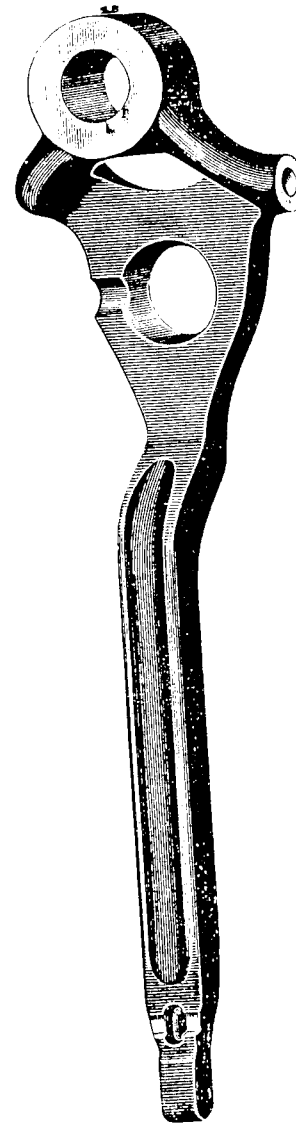
86405



86720



62301

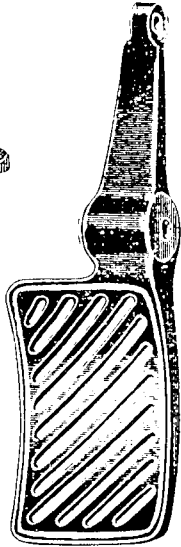
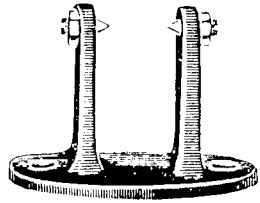


94557

89188

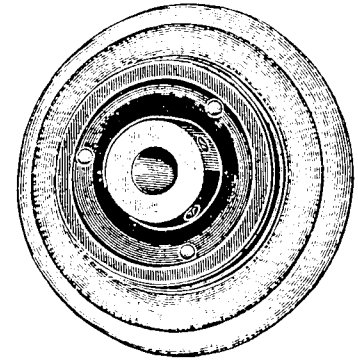
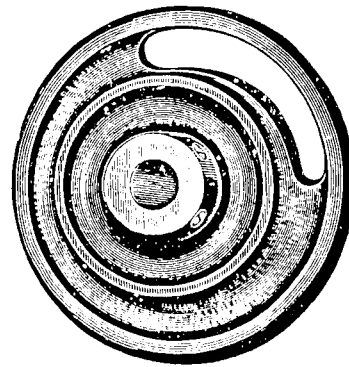
89186

97524



95212

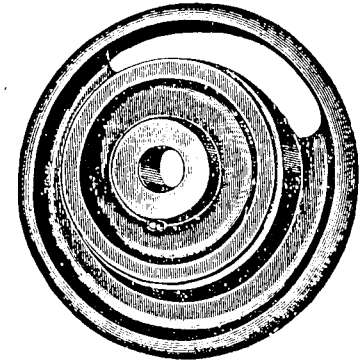
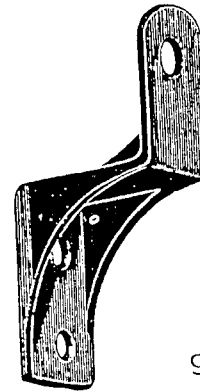
95208



95209

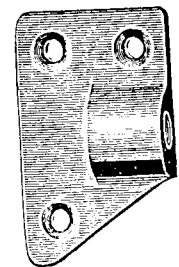
94698

95308




95457

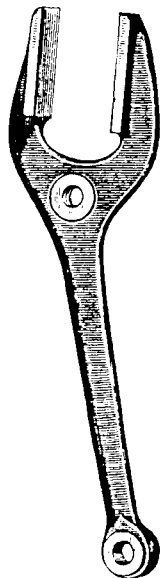
95458




95213



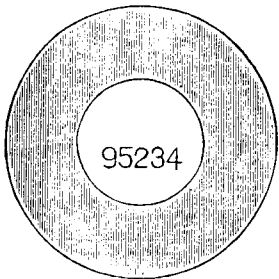
92041




95661




95234



95658



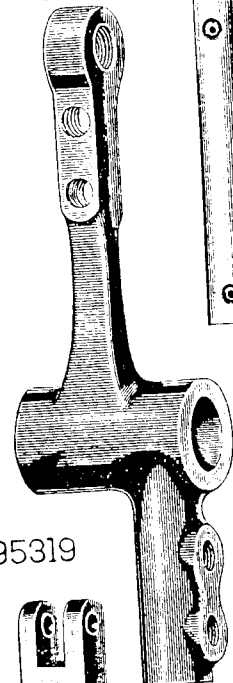
95396



94967




92266




92384



92282



92267




95334




95319



92293



95322



92268




95320



95326

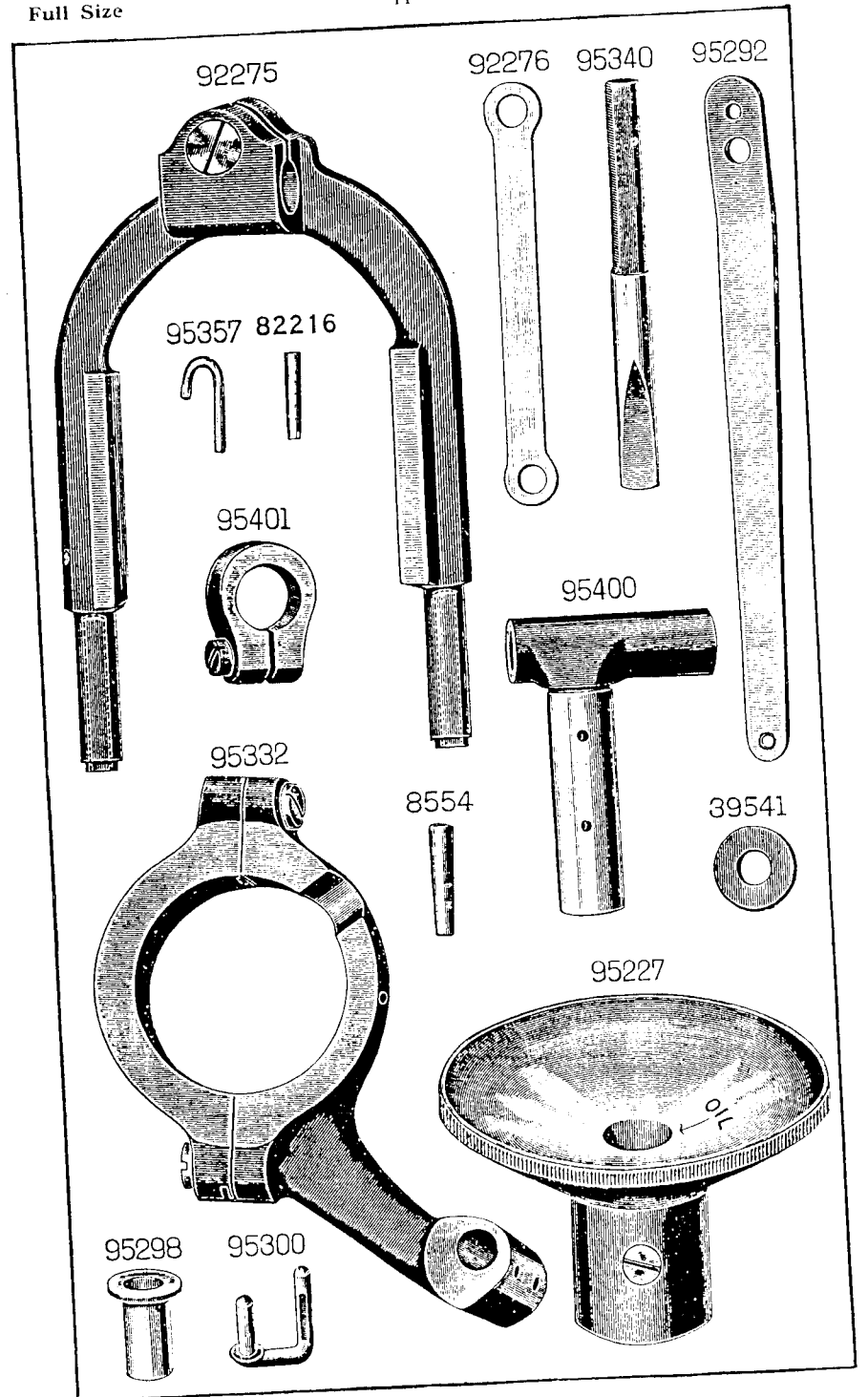
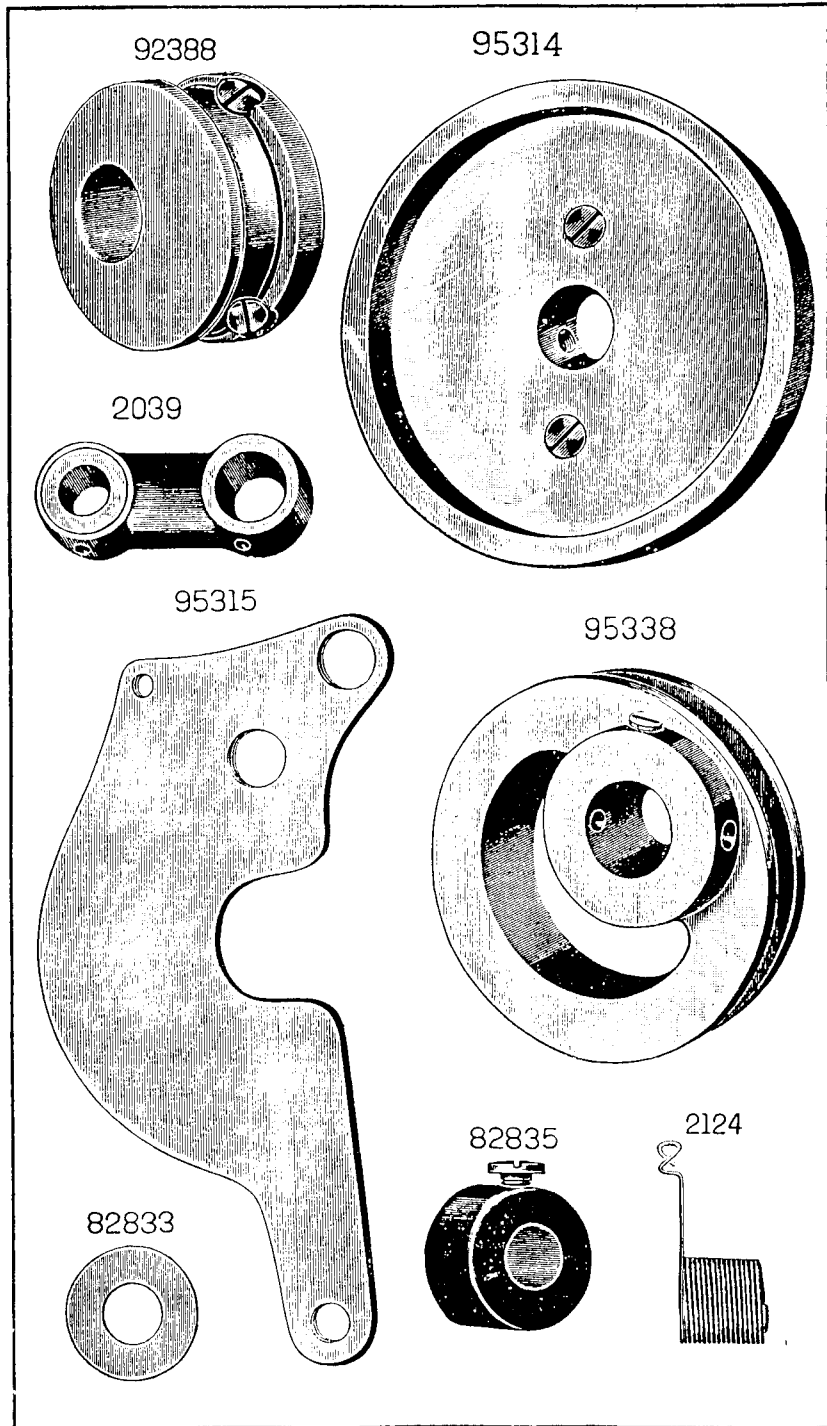


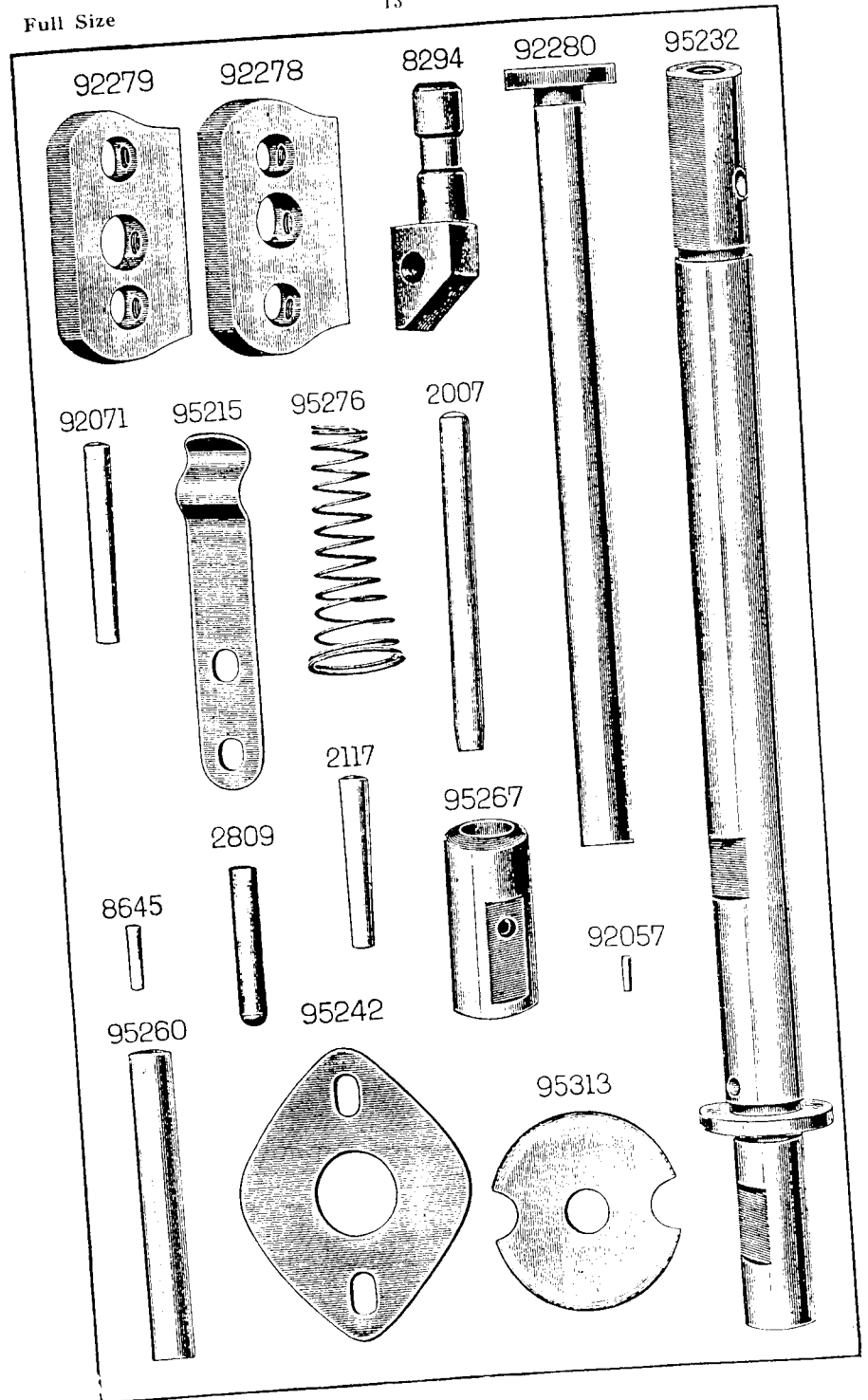
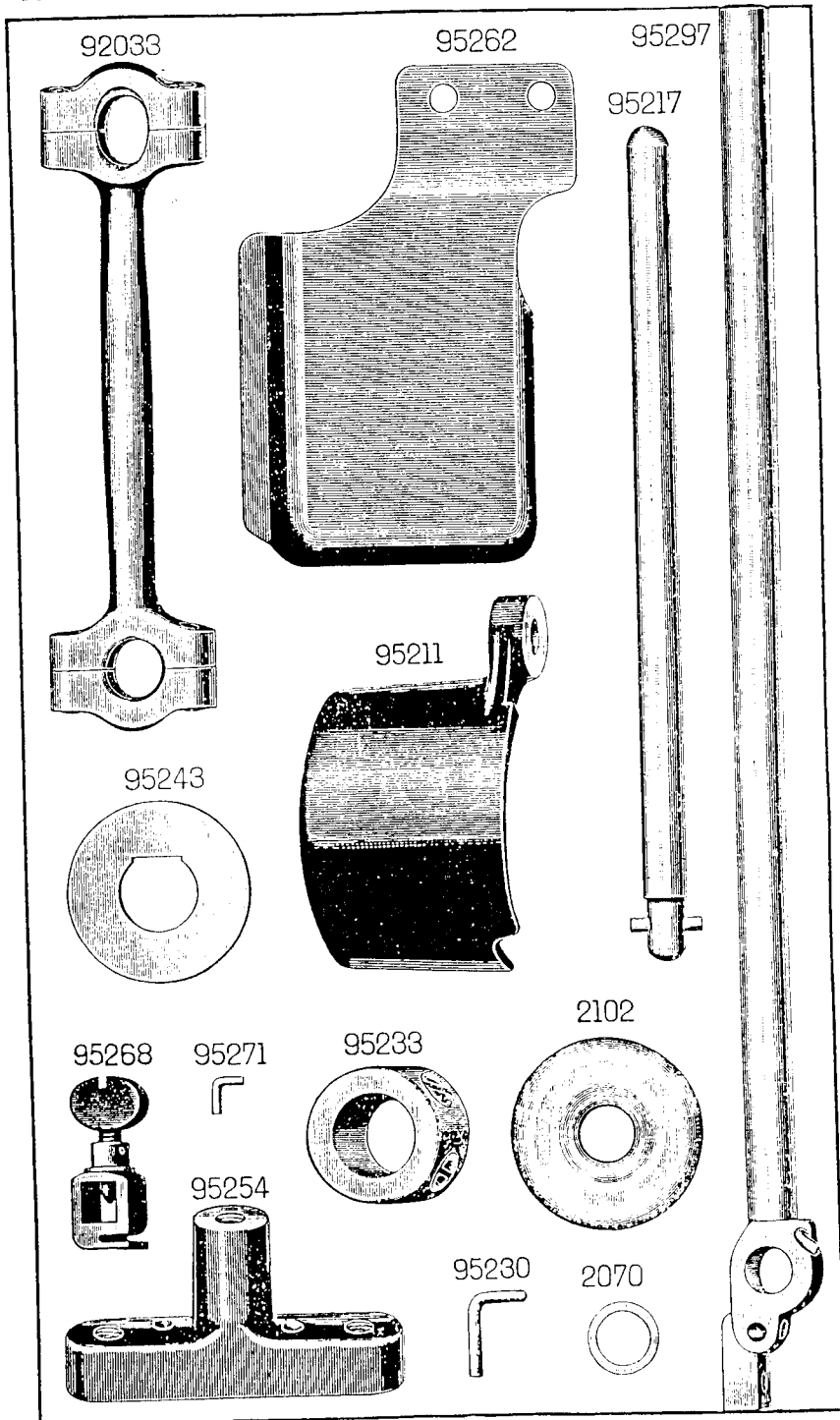
92281



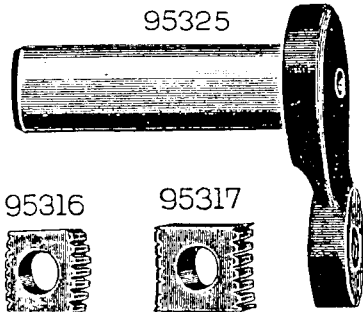
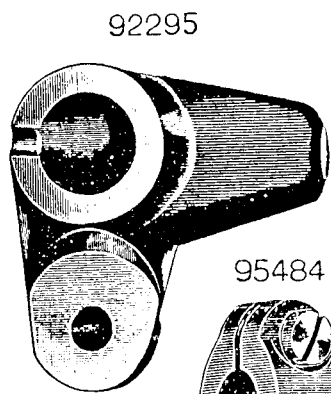
2022













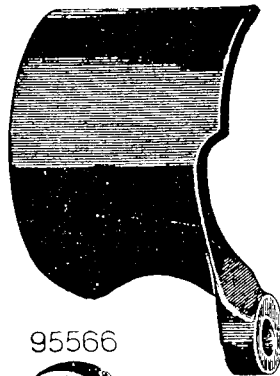
95484



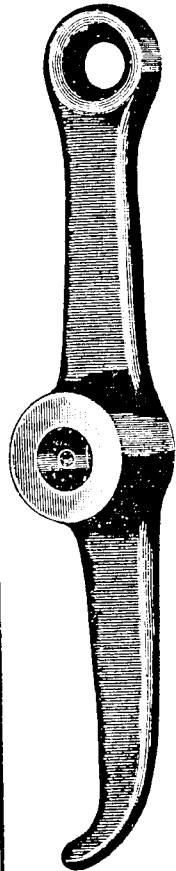
95581



95483



95640



95566




95489



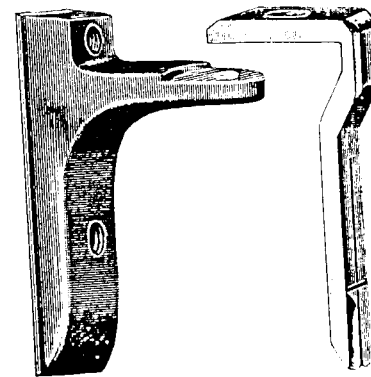
95486



95662

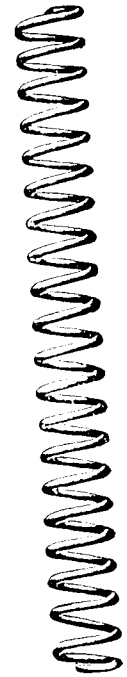


95665




95671

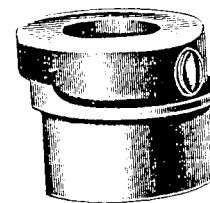
95657



SS564



95660



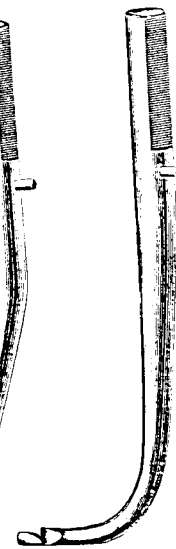
95669



95668



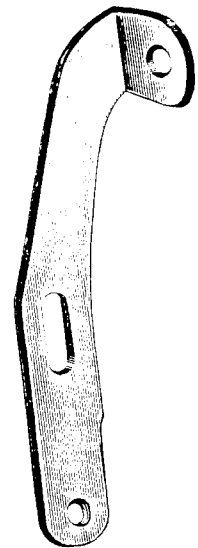
95667


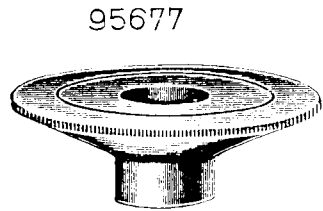
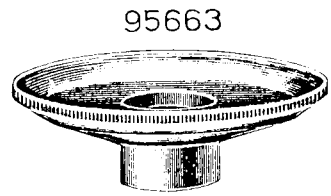


95676

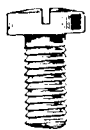


95672





SS45



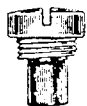
SS56



SS329



SS339



SS340



SS410



SS413



SS437



SS467



SS532



SS533



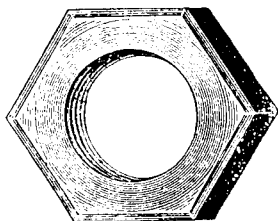
RR68



50553



NW55



NW82



1513



1520



1528



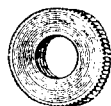
1538



1550



1560



1700



1718



1766



ILLUSTRATED  
LIST OF PARTS  
FOR  
No. 46K54 MACHINE

## CONTENTS

---

	Pages
Parts Complete for No. 46K54 Machine	27
Accessories	33
Knee Lifter	33
Foot Lifter	35
Numerical List of Parts	37

# INSTRUCTIONS FOR ORDERING

In ordering from this List, the prefix and affix letters with the part number **MUST BE** quoted exactly as they are shown in the first column.

A number always indicates the same part in whatever List it may appear, or for whatever machine.

The affix letters (where shown) indicate the style of finish, as follows:—

- A. Hardened, Polished, Nickel Plated and Buffed.
- A.A. Buffed and Chromium Plated.
- A.B. Hardened, Polished, Buffed and Chromium Plated.
- A.C. Brown Baking Enamel Finish.
- A.D. Grey Baking Enamel Finish.
- A.E. Hardened, Bright Rumbled and Nickel Plated.
- A.F. Hardened, Bright Rumbled and Nickel Plated, Bright Rumbled and Chromium Plated.
- A.J. Polished, Nickel Plated and Chromium Plated.
- A.K. Hardened, Polished, Nickel Plated and Chromium Plated.
- A.L. Heat Treated for Toughness.
- B. Polished, Nickel Plated and Buffed.
- C. Hardened only.
- C.R. Hardened and Merlized.
- D. Polished only.
- E. Soft, not Polished.
- F. Hardened and Polished.
- F.J. Hardened, Polished and Nickel Plated.
- G. Bright Rumbled and Nickel Plated.
- H. Blued.
- J. Nickel Plated only.
- K. Hardened and Nickel Plated.
- L. Brass Plated.
- M. Oxidized.
- N. Japanned, Dull.
- P. Japanned, Bright.
- P.P. Wrinkle Finish.
- R. Merlized.
- S. Cadmium Plated.
- T. Copper Plated.
- T.A. Hardened, Polished, Copper and Nickel Plated and Buffed.
- T.B. Copper and Nickel Plated and Polished.
- T.J. Copper and Nickel Plated only.
- T.K. Hardened, Copper and Nickel Plated.
- T.L. Copper and Brass Plated.
- T.M. Copper Plated and Oxidized.
- U. Zinc Plated.
- V. Silver Plated.
- W. Polished and Nickel Plated.
- X. Black Oxide for Iron and Steel.
- X.C. Hardened and Black Oxide for Iron and Steel.
- Y. Black Nickel Plated only.
- Z. Chromium Plated.
- Z.A. Hardened, Polished, Nickel Plated, Buffed and Chromium Plated.
- Z.B. Polished, Nickel Plated, Buffed and Chromium Plated.
- Z.C. Hardened and Chromium Plated.
- Z.D. Polished and Chromium Plated.
- Z.G. Bright Rumbled, Nickel Plated, Bright Rumbled and Chromium Plated.
- Z.J. Nickel and Chromium Plated.
- Z.T. Copper and Chromium Plated.

Parts marked with an asterisk (\*) are furnished only when the repairs are made at Factory.

## PARTS COMPLETE

FOR

## No. 46K54 MACHINE

**For Gloves. Maximum stitch 15 to the inch. Single or double thread chain stitch (Surjeteuse). Friction feed motion. Ball-bearing front feeding disc.**

No.	Plate				
95308	1932	Balance Band Wheel with two 448c (for E'port only)	...	...	...
448c	1942	" " " Set Screw	...	...	...
95206	—	" " " Pulley with two 448c	...	...	...
448c	1942	" " " " Set Screw	...	...	...
95207	—	" " " Rim (wood)	...	...	...
596d	1942	" " " " Binding Screw	...	...	...
95208	1932	Balance Band Wheel, complete, Nos. 95206, 95207 and three 596d	...	...	...
95209	1932	Balance Band Wheel Shaft	...	...	...
144c	1942	" " " " End Screw (2)	...	...	...
95396	1934	" " " " Looper Cam (steel) with two 445c	...	...	...
445c	1942	" " " " " " Set Screw	...	...	...
†95211	1937	" " " " Oil Hole Cover (right)	...	...	...
†95483	1939	" " " " " " " (left)	...	...	...
86d	1942	" " " " " " " Hinge Screw (2)	...	...	...
95212	1932	Balance Band Wheel with two 448c	...	...	...
448c	1942	" " " " Set Screw	...	...	...
†95213	1933	Cover Plate	...	...	...
95656	—	Cover Plate, complete, Nos. SS410f, 1094f, 8645, 39541, 95213, 95292, 95673, two each 331d, 1566d, 2007, 95276 and four 2102	...	...	...
2117	1938	" " " Hinge Pin	...	...	...
95215	1938	" " " Latch Spring	...	...	...
193d	1942	" " " " Screw (2)	...	...	...
62301	1492	Feed Adjusting Lever with 446c	...	...	...
307c	1942	" " " " Screw Centre (2)	...	...	...
1513j	1943	" " " " " " Nut (2)	...	...	...
446c	1942	" " " " Set Screw	...	...	...

† For Two-Tone Machines the finish of these parts is Grey Metallic (Colour Code 728).

No.	Plate					
95217	1937	<b>Feed Adjusting Lever Spindle</b> with 82216	...	...	...	...
82216	1936	" " " " Position Pin	...	...	...	...
95657	1940	" " " Spring	...	...	...	...
263e	1942	" " " " Regulating Thumb Screw	...	...	...	...
2070	1937	" " " " Washer	...	...	...	...
92295	1939	<b>Feed Bell Crank</b>	...	...	...	...
*92017	---	" " " Connecting Rod	...	...	...	...
92033	1937	" " " " " 92017 with 92034, 92256 and four 196al	...	...	...	...
*92034	---	" " " " " Cap (plain countersink, for Pawl Plate Universal Joint Screw)	...	...	...	...
*92256	---	" " " Connecting Rod Cap (elongated countersink, for Bell Crank Universal Joint Screw)	...	...	...	...
196al	1942	" " " Connecting Rod Cap Binding Screw	...	...	...	...
92293	1934	" " " Fulcrum Stud	...	...	...	...
448c	1942	" " " " " Set Screw	...	...	...	...
679c	1942	" " " Universal Joint Screw	...	...	...	...
†95658	1933	<b>Feed Bracket (front)</b>	...	...	...	...
95659	---	" " ( " ) 95658 with 160c and 95665	...	...	...	...
95234	1923	" " ( " ) Dust Guard Washer	...	...	...	...
NN55e	1943	" " Nut	...	...	...	...
2039	1935	<b>Feed Connecting Link</b>	...	...	...	...
380c	1942	" " " Hinge Screw (2)	...	...	...	...
1520r	1943	" " " " " Nut (2)	...	...	...	...
95660	1940	<b>Feed Eccentric</b> with 448c	...	...	...	...
448c	1942	" " Set Screw	...	...	...	...
92041	1933	<b>Feed Forked Connection</b>	...	...	...	...
378c	1942	" " " Hinge Screw	...	...	...	...
1520r	1943	" " " " " Nut	...	...	...	...
95232	1938	<b>Feed Friction Shaft</b> (upright)	...	...	...	...
SS45d	1943	" " " End Screw	...	...	...	...
95313	1938	" " " " " Washer	...	...	...	...
95242	1938	" " " Friction Spring	...	...	...	...
765al	1942	" " " " " Tension Screw	...	...	...	...
95243	1937	" " " " " Washer	...	...	...	...
†95661	1933	" " " Oil Guard	...	...	...	...
219d	1942	" " " " " Screw (2)	...	...	...	...
95233	1937	" " " Position Collar with 1258c and 1259c	...	...	...	...
1258c	1942	" " " " " Set Screw (short)	...	...	...	...
1259c	1942	" " " " " " " (long)	...	...	...	...

† For Two-Tone Machines the finish of these parts is Grey Metallic (Colour Code 728).

No.	Plate					
95314	1935	<b>Feed Friction Wheel</b> with 435c, 441al and two 765al	...	...	...	...
441al	1942	" " " Position Screw	...	...	...	...
435c	1942	" " " Set Screw	...	...	...	...
95315	1935	<b>Feed Friction Wheel Driver</b>	...	...	...	...
95316	1939	" " " " Block (inside)	...	...	...	...
SS339c	1943	" " " " " ( " ) Screw Stud	...	...	...	...
95317	1939	" " " " " (outside)	...	...	...	...
SS340c	1943	" " " " " ( " ) Screw Stud	...	...	...	...
243c	1942	" " " " " ( " ) " " End Screw	...	...	...	...
94967	1934	" " " " Spring	...	...	...	...
95230	1937	" " " " " Hook	...	...	...	...
170e	1942	" " " " " Screw Stud	...	...	...	...
679c	1942	" " " " " Universal Joint Screw	...	...	...	...
1520r	1943	" " " " " " " Nut	...	...	...	...
95318	---	<b>Feed Friction Wheel Driver</b> , complete, Nos. 170e, 243c, SS339c, SS340c and 95315 to 95317	...	...	...	...
95319	1934	<b>Feed Friction Wheel Retaining Clutch</b> with 95271	...	...	...	...
95322	1934	" " " " " Bracket with 95271	...	...	...	...
95271	1937	" " " " " Spring Hook	...	...	...	...
690e	1942	" " " " " Screw	...	...	...	...
95320	1934	" " " " " Hinge Pin	...	...	...	...
95334	1934	" " " " " Spring	...	...	...	...
95271	1937	" " " " " Hook	...	...	...	...
95323	---	<b>Feed Friction Wheel Retaining Clutch</b> , complete, Nos. 95319, 95320 and 95322	...	...	...	...
95484	1939	<b>Feed Regulating Lever</b> with 158l	...	...	...	...
158l	1942	" " " Binding Screw	...	...	...	...
95662	1940	" " " Segment	...	...	...	...
161m	1942	" " " " " Screw (2)	...	...	...	...
95486	1939	" " " " " Stitch Indicator	...	...	...	...
284d	1942	" " " " " Thumb Screw	...	...	...	...
95325	1939	<b>Feed Regulator</b>	...	...	...	...
95326	1934	" " Bush	...	...	...	...
149f	1942	" " " Set Screw	...	...	...	...
380c	1942	" " Hinge Screw	...	...	...	...
1520r	1943	" " " " " Nut	...	...	...	...
95640	1939	<b>Feed Roll Opening Lever</b>	...	...	...	...
95641	---	" " " " " 95640 with 660d	...	...	...	...
660d	1942	" " " " " Hinge Screw	...	...	...	...

No.	Plate					
95663	1941	Feeding Disc (front)	...	...	...	...
16232	—	" " ( " ) Ball $\frac{3}{32}$ " diam.	...	...	...	...
50553	1943	" " ( " ) Stud	...	...	...	...
1528j	1943	" " ( " ) " Lock Nut	...	...	...	...
1766c	1943	" " ( " ) " Nut (cone)	...	...	...	...
95665	1940	" " ( " ) Holder	...	...	...	...
160c	1942	" " ( " ) " Screw	...	...	...	...
95664	—	Feeding Disc (front), complete, Nos. 1528j, 1766c, 50553, 95663 and twenty-four 16232	...	...	...	...
95677	1941	" " (front, with flat top)	...	...	...	...
95678	—	Feeding Disc (front, with flat top), complete, Nos. 1528j, 1766c, 50553, 95677 and twenty-four 16232	...	...	...	...
<i>NOTE.—No. 95664 is sent with machine unless otherwise specified on order.</i>						
95227	1936	Feeding Disc (back) with 454al	...	...	...	...
95676	1940	" " ( " ) Edge Guide	...	...	...	...
152f	1942	" " ( " ) " Binding Screw	...	...	...	...
454al	1942	" " ( " ) Set Screw	...	...	...	...
95292	1936	Flat Thread Guide	...	...	...	...
331d	1942	" " " Binding Screw	...	...	...	...
8645	1938	" " " Position Pin	...	...	...	...
†95666	—	Head (of machine)	...	...	...	...
SS56d	1943	" ( " ) Binding Screw (2)	...	...	...	...
95667	1940	Looper with 92057 (single chain)	...	...	...	...
95668	1940	" " 92057 (double chain)	...	...	...	...
95669	1940	" " 92057 (double chain, coarse)	...	...	...	...
1147c	1942	" Binding Screw (2)	...	...	...	...
<i>NOTE.—No. 95668 is supplied with this machine unless another Looper is specified on order.</i>						
92266	1934	Looper Holder	...	...	...	...
92288	—	" " 92266 with RR68	...	...	...	...
95670	—	Looper Holder Connection, complete, Nos. 209d, SS467c, 1077c, 1550h, 92278 to 92280, 92288, 92384, 92388, 95260, 95332, 95400, 95401 and four 1155c	...	...	...	...
92267	1934	Looper Holder Position Link with 171c	...	...	...	...
95254	1937	" " " Bracket	...	...	...	...
95566	1939	" " " " " Plate	...	...	...	...
SS56d	1943	" " " " " Binding Screw (2)	...	...	...	...
2022	1934	" " " " " Steady Pin	...	...	...	...
92268	1934	" " " " " Distance Rod	...	...	...	...
SS437c	1943	" " " " " End Screw	...	...	...	...
171c	1942	" " " " " Binding Screw	...	...	...	...

† For Two-Tone Machines the finish of these parts is Grey Metallic (Colour Code 728).

No.	Plate					
SS413c	1943	Looper Holder Position Link Universal Joint Screw	...	...	...	...
NN82c	1943	" " " " " " " " Nut (top)	...	...	...	...
1718h	1943	" " " " " " " " " (bottom)	...	...	...	...
92269	—	Looper Holder Position Link, complete, Nos. SS437c, 92267, 92268 and two SS413c	...	...	...	...
92279	1938	Looper Holder Rock Shaft Bracket (left side)	...	...	...	...
92278	1938	" " " " " (right side)	...	...	...	
SS467c	1943	" " " " " ( " " ) Adjusting Screw	...	...	...	...
1550h	1943	" " " " " ( " " ) Adjusting Screw Nut	...	...	...	...
1155c	1942	" " " " " Set Screw	...	...	...	...
92388	1935	" " " " " Eccentric with two 446c	...	...	...	...
95332	1936	" " " " " Connecting Rod with 95333 and two 1057e	...	...	...	...
*95333	—	" " " " " Connecting Rod Cap	...	...	...	...
1057e	1942	" " " " " " " " " Screw	...	...	...	...
95260	1938	" " " " " " " " Stud	...	...	...	...
446c	1942	" " " " " Set Screw	...	...	...	...
95400	1936	" " " " " Fulcrum Joint	...	...	...	...
95401	1936	" " " " " " Collar with 171c	...	...	...	...
171c	1942	" " " " " " Binding Screw	...	...	...	...
92384	1934	" " " " " Stud	...	...	...	...
209d	1942	" " " " " Set Screw	...	...	...	...
1077c	1942	" " " " " Spot Screw	...	...	...	...
95262	1937	" " " " " Oil Cover	...	...	...	...
92280	1938	" " " " " Stud	...	...	...	...
92281	1934	" " " " " Bushing	...	...	...	...
447c	1942	" " " " " Set Screw	...	...	...	...
92282	1934	" " " " " Collar with 704c	...	...	...	...
704c	1942	" " " " " Clamping Screw	...	...	...	...
RR68	1943	" " " " " Roller and Screw Stud with 378c and 1520r	...	...	...	...
378c	1942	" " " " " Screw	...	...	...	...
1520r	1943	" " " " " Nut	...	...	...	...
92057	1938	" Position Pin	...	...	...	...
95264	—	Machine Base	...	...	...	...
8294	1938	" " Hinge Connection	...	...	...	...
2809	1938	" " " Pin	...	...	...	...
95265	—	Machine Base, complete, Nos. 95264, two each 2809 and 8294	...	...	...	...
Catalogue	—	Needle, size 7 (46 × 5)	...	...	...	...
1034	—		...	...	...	...



No.	Plate						
95297	1937	Needle Bar with 95357	...	...	...	...	...
95267	1938	" " Bushing	...	...	...	...	...
443c	1942	" " " Set Screw	...	...	...	...	...
95268	1937	Needle Bar Clamp with 140545c	...	...	...	...	...
140545c	1942	" " " Thumb Screw	...	...	...	...	...
95338	1935	" " Eccentric with 449c	...	...	...	...	...
92071	1938	" " " Dowel Pin	...	...	...	...	...
92275	1936	" " " Fork with SS329c	...	...	...	...	...
SS329c	1943	" " " " Clamping Screw	...	...	...	...	...
92276	1936	" " " " Strap	...	...	...	...	...
208e	1942	" " " " " Screw	...	...	...	...	...
92277	—	" " " " complete, Nos. 92275, 92276 and two 208e	...	...	...	...	...
449c	1942	" " " " Set Screw	...	...	...	...	...
95357	1936	Needle Bar Thread Guide	...	...	...	...	...
95298	1936	" " " Nipper	...	...	...	...	...
95489	1939	" " " " Spring	...	...	...	...	...
95300	1936	" " " " " Adjusting Bracket	...	...	...	...	...
904c	1942	" " " " " " " " " " Set Screw	...	...	...	...	...
95671	1940	Needle Guide	...	...	...	...	...
190f	1942	" " Binding Screw	...	...	...	...	...
2007	1938	Reel Pin	...	...	...	...	...
2102	1937	Tension Disc	...	...	...	...	...
SS410f	1943	" Screw Stud and Thread Guide	...	...	...	...	...
231d	1942	" " " Set Screw	...	...	...	...	...
1560d	1943	" " " Thumb Nut	...	...	...	...	...
95276	1938	" Spring	...	...	...	...	...
95340	1936	Thread Nipper Spindle	...	...	...	...	...
171c	1942	" " " Binding Screw	...	...	...	...	...
95581	1939	Thread Guide (for Cover Plate)	...	...	...	...	...
95672	1940	" " Base	...	...	...	...	...
1700j	1943	" " Nut	...	...	...	...	...
95673	—	Thread Guide (for Cover Plate), complete, Nos. SS564j, 1538j, 1700j, 2124, 95581 and 95672	...	...	...	...	...
1094f	1942	Thread Guide Binding Screw	...	...	...	...	...
39541	1936	" " " " Washer	...	...	...	...	...
2124	1935	Thread Take-up Spring	...	...	...	...	...
SS564j	1940	" " " Screw Stud	...	...	...	...	...
1538j	1943	" " " " Thumb Nut	...	...	...	...	...

No.	Plate						
95639	—	Drip Pan with two each SS532d and wood screws $\frac{1}{4}$ " No. 10, for machine without Iron Base ( $\frac{13}{16}$ " table)	...	...	...	...	...
95648	—	" " with two each SS533d and wood screws $\frac{3}{8}$ " No. 10, for machine on Power Table ( $1\frac{1}{8}$ " table)	...	...	...	...	...
SS532d	1943	" " Screw for 95639	...	...	...	...	...
SS533d	1943	" " " " 95648	...	...	...	...	...

NOTE.—As the machine is regularly fitted with Iron Base, a Drip Pan is only supplied when specified on order.

## Accessories

No.	Plate						
Catalogue	—	Needles, 2 each sizes 5, 6 and 7 (46x5)	...	...	...	...	...
1034	—	Oiler	...	...	...	...	...
86720	1355	Screw Driver	...	...	...	...	...
161294	1355	Tweezers	...	...	...	...	...
86405	1355	Wood Screws $1\frac{1}{2}$ " x $\frac{1}{4}$ " (3)	...	...	...	...	...

## Knee Lifter

No.	Plate						
2767	1023	Knee Plate with 356c	...	...	...	...	...
92464	1023	" " Arm	...	...	...	...	...
2766	1023	" " " Bracket with 356c	...	...	...	...	...
356c	1942	" " " " Set Screw	...	...	...	...	...
356c	1942	" " " " Set Screw	...	...	...	...	...
92465	1023	Lifting Lever	...	...	...	...	...
95302	—	" " 92465 with 180d, 210d, SS345e, 92466, 92469 and 95303	...	...	...	...	...
SS345e	1023	" " Hinge Screw	...	...	...	...	...
92466	1023	" " Bracket	...	...	...	...	...
—	—	" " " Screw (wood) 1" No. 10	...	...	...	...	...
92008	1023	" " Connecting Rod	...	...	...	...	...
92009	—	" " " 92008 with 6337	...	...	...	...	...
6337	1023	" " " Bracket with two 356c	...	...	...	...	...
356c	1942	" " " " Set Screw	...	...	...	...	...
95303	1023	" " Releasing Pin	...	...	...	...	...
95304	1023	" " " " Guide Plate	...	...	...	...	...

## KNEE LIFTER

No.	Plate	
—	—	<b>Lifting Lever</b> Releasing Pin Guide Plate Screw (wood) 1" No. 10
180d	1023	" " " " Set Screw
92469	1023	" " Stud
210d	1023	" " " Position Screw
92470	1023	<b>Rock Shaft</b>
92471	—	" " 92470 with 2766, 2767, 92009 and 92464
82479	1023	" " Bracket
—	—	" " " Screw (wood) 1" No. 10
95305	—	<b>Knee Lifter</b> , complete, Nos. 92471, 95302, 95304, two 82479 and nine wood screws 1" No. 10

## Knee Lifter

for Machines WITHOUT Iron Base when used on Stand and Table only

No.	Plate	
2767	1023	<b>Knee Plate</b> with 356c
92464	1023	" " Arm
2766	1023	" " " Bracket with 356c
356c	1942	" " " " Set Screw
356c	1942	" " " " Set Screw
95457	1932	<b>Lifting Lever</b>
SS345e	1023	" " Hinge Screw
95458	1932	" " Bracket
—	—	" " " Screw (wood) 1" No. 10
92008	1023	" " Connecting Rod
92009	—	" " " " 92008 with 6337
6337	1023	" " " " Bracket with two 356c
356c	1942	" " " " " Set Screw
95459	—	" " 95457 with SS345e and 95458
92470	1023	<b>Rock Shaft</b>
92471	—	" " 92470 with 2766, 2767, 92009 and 92464
82479	1023	" " Bracket
—	—	" " " Screw (wood) 1" No. 10
95499	—	<b>Knee Lifter</b> , complete, Nos. 92471, 95459, two 82479 and seven wood screws 1" No. 10

## Foot Lifter

No.	Plate	
97524	1914	<b>Foot Pedal</b>
89185	1914	" " Bracket with two each 307c and 1513j
89187	—	<b>Foot Pedal and Bracket</b> , complete, Nos. 89186, 97524 and two wood screws 1½" No. 14
89188	1914	" " Pitman Rod (upper)
94557	1914	" " " " (lower) with 8554 and 82833
94698	1932	" " " " Bracket
—	—	" " " " " Screw (wood) ¾" No. 9
89190	—	" " " " Clamp with 361c
361c	1942	" " " " " Set Screw
82835	1935	" " " " Collar with 180c
180c	1023	" " " " " Set Screw
82833	1935	" " " " Washer
8554	1936	" " " " " Pin
89191	—	<b>Foot Pedal Pitman</b> (double rod), complete, Nos. 82835, 89188, 89190, 94557 and 94698
307c	1942	" " " " Screw Centre
1513j	1943	" " " " " Nut
89192	—	<b>Foot Lifter</b> , complete, Nos. 89187 and 89191

Foot or Knee Lifter is supplied with machine but it is necessary to state on order which is required, and if the machine is for operation on Treadle Stand or Power Bench.

## NUMERICAL LIST OF PARTS

No.	Plate	
SS45d	1943	Feed Friction Shaft End Screw ... ..
NN55e	1943	Feed Bracket Nut ... ..
SS56d	1943	Head (of machine) Binding Screw ... ..
SS56d	1943	Looper Holder Position Link Bracket Plate Binding Screw ... ..
RR6S	1943	Looper Holder Roller and Screw Stud with 378c and 1520r, for 92288 ... ..
NN82c	1943	Looper Holder Position Link Universal Joint Screw Nut (top) ... ..
86d	1942	Balance Band Wheel Shaft Oil Hole Cover Hinge Screw ... ..
144c	1942	Balance Band Wheel Shaft End Screw ... ..
149f	1942	Feed Regulator Bush Set Screw ... ..
152f	1942	Feeding Disc (back) Edge Guide Binding Screw ... ..
158f	1942	Feed Regulating Lever Binding Screw for 95484 ... ..
160c	1942	Feeding Disc (front) Holder Screw for 95659
161m	1942	Feed Regulating Lever Segment Screw ... ..
170e	1942	Feed Friction Wheel Driver Spring Screw Stud for 95318 ... ..
171c	1942	Looper Holder Rock Shaft Fulcrum Joint Collar Binding Screw for 95401 ... ..
171c	1942	Thread Nipper Spindle Binding Screw ... ..
171c	1942	Looper Holder Position Link End Screw Binding Screw for 92267 ... ..
180c	1023	Foot Lifter Foot Pedal Pitman Rod Collar Set Screw for 82835 ... ..
180d	1023	Knee Lifter Lifting Lever Releasing Pin Set Screw for 95302 ... ..
190f	1942	Needle Guide Binding Screw ... ..
193d	1942	Cover Plate Latch Spring Screw ... ..
196al	1942	Feed Bell Crank Connecting Rod Cap Binding Screw for 92033 ... ..
208e	1942	Needle Bar Eccentric Fork Strap Screw for 92277 ... ..
209d	1942	Looper Holder Rock Shaft Fulcrum Joint Stud Set Screw for 95670 ... ..
210d	1023	Knee Lifter Lifting Lever Stud Position Screw for 95302 ... ..
219d	1942	Feed Friction Shaft Oil Guard Screw ... ..
243c	1942	Feed Friction Wheel Driver Block (outside) Screw Stud End Screw for 95318 ... ..

No.	Plate	
263e	1942	Feed Adjusting Lever Spring Regulating Thumb Screw ... ..
284d	1942	Feed Regulating Lever Thumb Screw ...
307c	1942	Feed Adjusting Lever Screw Centre ...
307c	1942	Foot Lifter Foot Pedal Screw Centre for 89186
SS329c	1943	Needle Bar Eccentric Fork Clamping Screw for 92275 ... ..
331d	1942	Flat Thread Guide Binding Screw ...
331d	1942	Tension Screw Stud Set Screw for 95656 ...
SS339c	1943	Feed Friction Wheel Driver Block (inside) Screw Stud for 95318 ... ..
SS340c	1943	Feed Friction Wheel Driver Block (outside) Screw Stud for 95318 ... ..
SS345e	1023	Knee Lifter Lifting Lever Hinge Screw for 95302 and 95459 ... ..
356e	1942	Knee Lifter Knee Plate Set Screw for 2767 ...
356e	1942	Knee Lifter Knee Plate Arm Bracket Set Screw for 2766 ... ..
356e	1942	Knee Lifter Lifting Lever Connecting Rod Bracket Set Screw for 6337 ... ..
361c	1942	Foot Lifter Foot Pedal Pitman Rod Clamp Set Screw for 89190 ... ..
378e	1942	Feed Forked Connection Hinge Screw ...
378e	1942	Looper Holder Roller Screw for RR68 ...
380e	1942	Feed Connecting Link Hinge Screw ...
380e	1942	Feed Regulator Hinge Screw ... ..
SS410f	1943	Tension Screw Stud and Thread Guide for 95656 ... ..
SS413e	1943	Looper Holder Position Link Universal Joint Screw for 92269 ... ..
435e	1942	Feed Friction Wheel Set Screw for 95314 ...
SS437e	1943	Looper Holder Position Link End Screw for 92269 ... ..
441al	1942	Feed Friction Wheel Position Screw for 95314
443c	1942	Needle Bar Bushing Set Screw ...
445c	1942	Balance Band Wheel Shaft Looper Cam Set Screw for 95396 ... ..
446e	1942	Feed Adjusting Lever Set Screw for 62301 ...
446c	1942	Looper Holder Rock Shaft Eccentric Set Screw for 92388 ... ..
447c	1942	Looper Holder Rock Shaft Stud Bushing Set Screw ... ..
448c	1942	Balance Band Wheel Pulley Set Screw for 95206 ... ..
448c	1942	Balance Band Wheel Set Screw for 95308 ...
448c	1942	Balance Band Wheel Set Screw for 95212 ...
448c	1942	Feed Bell Crank Fulcrum Stud Set Screw ...

No.	Plate	
448c	1942	Feed Eccentric Set Screw for 95660 ...
449c	1942	Needle Bar Eccentric Set Screw for 95338 ...
454al	1942	Feeding Disc (back) Set Screw for 95227 ...
SS467c	1943	Looper Holder Rock Shaft Bracket (right side) Adjusting Screw for 95670 ... ..
SS532d	1943	Drip Pan Screw for 95639 ... ..
SS533d	1943	Drip Pan Screw for 95648 ... ..
SS564j	1940	Thread Take-up Spring Screw Stud for 95673
596d	1942	Balance Band Wheel Rim Binding Screw for 95208 ... ..
660d	1942	Feed Roll Opening Lever Hinge Screw for 95641 ... ..
679c	1942	Feed Bell Crank Universal Joint Screw ...
679c	1942	Feed Friction Wheel Driver Universal Joint Screw ... ..
690e	1942	Feed Friction Wheel Retaining Clutch Bracket Screw ... ..
704c	1942	Looper Holder Rock Shaft Stud Collar Clamping Screw for 92282 ... ..
765al	1942	Feed Friction Shaft Friction Spring Tension Screw for 95314 ... ..
904c	1942	Needle Bar Thread Nipper Spring Adjusting Bracket Set Screw ... ..
1057e	1942	Looper Holder Rock Shaft Eccentric Connecting Rod Cap Screw for 95332 ...
1077c	1942	Looper Holder Rock Shaft Fulcrum Joint Stud Spot Screw for 95670 ... ..
1094f	1942	Thread Guide Binding Screw for 95656 ...
1147c	1942	Looper Binding Screw ... ..
1155c	1942	Looper Holder Rock Shaft Bracket Set Screw for 95670 ... ..
1258c	1942	Feed Friction Shaft Position Collar Set Screw (short) for 95233 ... ..
1259c	1942	Feed Friction Shaft Position Collar Set Screw (long) for 95233 ... ..
1513j	1943	Feed Adjusting Lever Screw Centre Nut ...
1513j	1943	Foot Lifter Foot Pedal Screw Centre Nut for 89186 ... ..
1520r	1943	Feed Connecting Link Hinge Screw Nut ...
1520r	1943	Feed Forked Connection Hinge Screw Nut ...
1520r	1943	Feed Friction Wheel Driver Universal Joint Screw Nut ... ..
1520r	1943	Feed Regulator Hinge Screw Nut ... ..
1520r	1943	Looper Holder Roller Screw Nut for RR68 ...

No.	Plate	
1528j	1943	Feeding Disc (front) Stud Lock Nut for 95664 and 95678 ... ..
1538j	1943	Thread Take-up Spring Screw Stud Thumb Nut for 95673 ... ..
1550h	1943	Looper Holder Rock Shaft Bracket (right side) Adjusting Screw Nut for 95670 ... ..
1560d	1943	Tension Screw Stud Thumb Nut for 95655 ... ..
1700j	1943	Thread Guide Nut for 95673 ... ..
1718h	1943	Looper Holder Position Link Universal Joint Screw Nut (bottom) ... ..
1766c	1943	Feeding Disc (front) Stud Nut (cone) for 95664 and 95678 ... ..
2007	1938	Reel Pin for 95656 ... ..
2022	1934	Looper Holder Position Link Bracket Steady Pin ... ..
2039	1935	Feed Connecting Link ... ..
2070	1937	Feed Adjusting Lever Spring Washer ... ..
2102	1937	Tension Disc for 95656 ... ..
2117	1938	Cover Plate Hinge Pin ... ..
2124	1935	Thread Take-up Spring for 95673 ... ..
2766	1023	Knee Lifter Knee Plate Arm Bracket with 356c for 92471 ... ..
2767	1023	Knee Lifter Knee Plate with 356c for 92471 ... ..
2809	1938	Machine Base Hinge Pin for 95265 ... ..
6337	1023	Knee Lifter Lifting Lever Connecting Rod Bracket with two 356c for 92009 ... ..
8294	1938	Machine Base Hinge Connection for 95265 ... ..
8554	1936	Foot Lifter Foot Pedal Pitman Rod Washer Pin for 94557 ... ..
8645	1938	Flat Thread Guide Position Pin for 95656 ... ..
16232	—	Feeding Disc (front) Ball, $\frac{3}{16}$ " diam., for 95664 and 95678 ... ..
39541	1936	Thread Guide Binding Screw Washer for 95656 ... ..
50553	1943	Feeding Disc (front) Stud for 95664 and 95678 ... ..
62301	1492	Feed Adjusting Lever with 446c ... ..
82216	1936	Feed Adjusting Lever Spindle Position Pin for 95217 ... ..
82479	1023	Knee Lifter Rock Shaft Bracket for 95305 and 95499 ... ..
82833	1935	Foot Lifter Foot Pedal Pitman Rod Washer for 94557 ... ..
82835	1935	Foot Lifter Foot Pedal Pitman Rod Collar with 180c, for 89191 ... ..
86405	1355	Tweezers ... .. (Accessories)
86720	1355	Oiler ... .. (Accessories)

No.	Plate	
89186	1914	Foot Lifter Foot Pedal Bracket, with two each 307c and 1513j, for 89187 ... ..
89187	—	Foot Lifter Foot Pedal and Bracket, complete, Nos. 89186, 97524 and two wood screws $1\frac{1}{2}$ " No. 14 for 89192 ... ..
89188	1914	Foot Lifter Foot Pedal Pitman Rod (upper) for 89191 ... ..
89190	—	Foot Lifter Foot Pedal Pitman Rod Clamp, with 361c, for 89191 ... ..
89191	—	Foot Lifter Foot Pedal Pitman (double rod), complete, Nos. 82835, 89188, 89190, 94557 and 94698 for 89192 ... ..
89192	—	Foot Lifter, complete, Nos. 89187 and 89191 ... ..
92008	1023	Knee Lifter Lifting Lever Connecting Rod for 92009 ... ..
92009	—	Knee Lifter Lifting Lever Connecting Rod 92008 with 6337, for 92471 ... ..
*92017	—	Feed Bell Crank Connecting Rod for 92033 ... ..
92033	1937	Feed Bell Crank Connecting Rod 92017 with 92034, 92256 and four 196al ... ..
*92034	—	Feed Bell Crank Connecting Rod Cap (plain countersink) for Pawl Plate Universal Joint Screw) for 92033 ... ..
92041	1933	Feed Forked Connection ... ..
92057	1938	Looper Position Pin for 95667 to 95669 ... ..
92071	1938	Needle Bar Eccentric Dowel Pin ... ..
*92256	—	Feed Bell Crank Connecting Rod Cap (elongated countersink) for Bell Crank Universal Joint Screw), for 92033 ... ..
92266	1934	Looper Holder for 92288 ... ..
92267	1934	Looper Holder Position Link with 171c, for 92269 ... ..
92268	1934	Looper Holder Position Link Distance Rod for 92269 ... ..
92269	—	Looper Holder Position Link, complete, Nos. SS437c, 92267, 92268 and two SS413c ... ..
92275	1936	Needle Bar Eccentric Fork with SS299c for 92277 ... ..
92276	1936	Needle Bar Eccentric Fork Strap for 92277 ... ..
92277	—	Needle Bar Eccentric Fork, complete, Nos. 92275, 92276 and two 208c ... ..
92278	1938	Looper Holder Rock Shaft Bracket (right side) for 95670 ... ..
92279	1938	Looper Holder Rock Shaft Bracket (left side) for 95670 ... ..
92280	1938	Looper Holder Rock Shaft Stud for 95670 ... ..
92281	1934	Looper Holder Rock Shaft Stud Bushing ... ..

No.	Plate	
92282	1934	Looper Holder Rock Shaft Stud Collar with 704c ... ..
92288	---	Looper Holder 92266 with RR68 for 95670 ...
92293	1934	Feed Bell Crank Fulcrum Stud ... ..
92295	1939	Feed Bell Crank ... ..
92384	1934	Looper Holder Rock Shaft Fulcrum Joint Stud for 95670 ... ..
92388	1935	Looper Holder Rock Shaft Eccentric with two 446c for 95670 ... ..
92464	1023	Knee Lifter Knee Plate Arm for 92471 ... ..
92465	1023	Knee Lifter Lifting Lever for 95302 ... ..
92466	1023	Knee Lifter Lifting Lever Bracket for 95302
92469	1023	Knee Lifter Lifting Lever Stud for 95302 ...
92470	1023	Knee Lifter Rock Shaft for 92471 ... ..
92471	---	Knee Lifter Rock Shaft 92470 with 2766, 2767, 92009 and 92464, for 95305 and 95499 ... ..
94557	1914	Foot Lifter Foot Pedal Pitman Rod (lower) with 8554 and 82833, for 89191 ... ..
94698	1932	Foot Lifter Foot Pedal Pitman Rod Bracket for 89191 ... ..
94967	1934	Feed Friction Wheel Driver Spring ... ..
95206	---	Balance Band Wheel Pulley with two 448c, for 95208 ... ..
95207	---	Balance Band Wheel Rim (wood) for 95208
95208	1932	Balance Band Wheel, complete, Nos. 95206, 95207 and three 596d ... ..
95209	1932	Balance Band Wheel Shaft ... ..
†95211	1937	Balance Band Wheel Shaft Oil Hole Cover (right) ... ..
95212	1932	Balance Band Wheel with two 448c ... ..
†95213	1933	Cover Plate for 95656 ... ..
95215	1938	Cover Plate Latch Spring ... ..
95217	1937	Feed Adjusting Lever Spindle with 82216 ...
95227	1936	Feeding Disc (back) with 454a1 ... ..
95230	1937	Feed Friction Wheel Driver Spring Hook ...
95232	1938	Feed Friction Shaft (upright) ... ..
95233	1937	Feed Friction Shaft Position Collar with 1258c and 1259c ... ..
95234	1933	Feed Bracket (front) Dust Guard Washer ...
95242	1938	Feed Friction Shaft Friction Spring ... ..
95243	1937	Feed Friction Shaft Friction Spring Washer
95254	1937	Looper Holder Position Link Bracket ... ..
95260	1938	Looper Holder Rock Shaft Eccentric Connecting Rod Stud for 95670 ... ..

† For Two-Tone Machines the finish of these parts is Grey Metallic (Colour Code 728).

No.	Plate	
95262	1937	Looper Holder Rock Shaft Oil Cover ... ..
95264	---	Machine Base for 95265 ... ..
95265	---	Machine Base, complete, Nos. 95264, two each 2809 and 8294 ... ..
95267	1938	Needle Bar Bushing ... ..
95268	1937	Needle Bar Clamp with 140545c ... ..
95271	1937	Feed Friction Wheel Retaining Clutch Bracket Spring Hook for 95322 ... ..
95271	1937	Feed Friction Wheel Retaining Clutch Spring Hook for 95319 ... ..
95276	1938	Tension Spring for 95656 ... ..
95292	1936	Flat Thread Guide for 95656 ... ..
95297	1937	Needle Bar with 95357 ... ..
95298	1936	Needle Bar Thread Nipper ... ..
95300	1936	Needle Bar Thread Nipper Spring Adjusting Bracket ... ..
95302	---	Knee Lifter Lifting Lever 92465 with 180d, 210d, SS345c, 92466, 92469 and 95305, for 95305 ... ..
95303	1023	Knee Lifter Lifting Lever Releasing Pin for 95302 ... ..
95304	1023	Knee Lifter Lifting Lever Releasing Pin Guide Plate for 95305 ... ..
95305	---	Knee Lifter, complete, Nos. 92471, 95302, 95304, two 82479 and nine wood screws 1" No. 10 ... ..
95308	1932	Balance Band Wheel with two 448c (for Export only) ... ..
95313	1938	Feed Friction Shaft End Screw Washer ... ..
95314	1935	Feed Friction Wheel with 435c, 441a1 and two 765a1 ... ..
95315	1935	Feed Friction Wheel Driver for 95318 ... ..
95316	1939	Feed Friction Wheel Driver Block (inside) for 95318 ... ..
95317	1939	Feed Friction Wheel Driver Block (outside) for 95318 ... ..
95318	---	Feed Friction Wheel Driver, complete, Nos. 170c, 243c, SS339c, SS340c and 95315 to 95317 ... ..
95319	1934	Feed Friction Wheel Retaining Clutch with 95271 for 95323 ... ..
95320	1934	Feed Friction Wheel Retaining Clutch Hinge Pin for 95323 ... ..
95322	1934	Feed Friction Wheel Retaining Clutch Bracket with 95271 for 95323 ... ..
95323	---	Feed Friction Wheel Retaining Clutch, complete, Nos. 95319, 95320 and 95322 ... ..

No.	Plate	
95325	1939	Feed Regulator ... ..
95326	1934	Feed Regulator Bush ... ..
95332	1936	Looper Holder Rock Shaft Eccentric Connecting Rod with 95333 and two 1057e for 95670 ... ..
*95333	—	Looper Holder Rock Shaft Eccentric Connecting Rod Cap for 95332 ... ..
95334	1934	Feed Friction Wheel Retaining Clutch Spring
95338	1935	Needle Bar Eccentric with 449c ... ..
95340	1936	Thread Nipper Spindle ... ..
95357	1936	Needle Bar Thread Guide for 95297 ... ..
95396	1934	Balance Band Wheel Shaft Looper Cam (steel) with two 445c ... ..
95400	1936	Looper Holder Rock Shaft Fulcrum Joint for 95670 ... ..
95401	1936	Looper Holder Rock Shaft Fulcrum Joint Collar with 171c for 95670 ... ..
95457	1932	Knee Lifter Lifting Lever for 95459
95458	1932	Knee Lifter Lifting Lever Bracket for 95459
95459	—	Knee Lifter Lifting Lever 95457 with SS345c and 95458 for 95499 ... ..
†95483	1939	Balance Band Wheel Shaft Oil Hole Cover (left) ... ..
95484	1939	Feed Regulating Lever with 158f ... ..
95486	1939	Feed Regulating Lever Stitch Indicator ... ..
95489	1939	Needle Bar Thread Nipper Spring
95499	—	Knee Lifter, complete, Nos. 92471, 95459, two 82479 and seven wood screws 1" No. 10 for Machines without Iron Base when used on Stand and Table only ... ..
95566	1939	Looper Holder Position Link Bracket Plate
95581	1939	Thread Guide (for Cover Plate) for 95673 ... ..
95639	—	Drip Pan with two each SS532d and wood screws $\frac{7}{8}$ " No. 10, for machine without Iron Base ( $\frac{11}{8}$ " Table) ... ..
95640	1939	Feed Roll Opening Lever for 95641 ... ..
95641	—	Feed Roll Opening Lever 95640 with 660d ... ..
95648	—	Drip Pan with two each SS533d and wood screws $\frac{7}{8}$ " No. 10, for machine on Power Table ( $1\frac{3}{8}$ " Table) ... ..
95656	—	Cover Plate, complete, Nos. SS410f, 1094f, 8645, 39541, 95213, 95292, 95673, two each 331d, 1560d, 2007, 95276 and four 2102 ... ..
95657	1940	Feed Adjusting Lever Spring ... ..
†95658	1933	Feed Bracket (front) for 95659 ... ..

† For Two-Tone Machines the finish of these parts is Grey Metallic (Colour Code 728).

No.	Plate	
95659	—	Feed Bracket (front) 95658, with 160c and 95665 ... ..
95666	1940	Feed Eccentric with 448c ... ..
†95661	1933	Feed Friction Shaft Oil Guard ... ..
95662	1940	Feed Regulating Lever Segment ... ..
95663	1941	Feeding Disc (front) for 95664 ... ..
95664	—	Feeding Disc (front), complete, Nos. 1528j, 1766c, 50553, 95663 and twenty-four 16232 ... ..
95665	1940	Feeding Disc (front) Holder for 95659 ... ..
†95666	—	Head (of machine) ... ..
95667	1940	Looper with 92057 (single chain) ... ..
95668	1940	Looper with 92057 (double chain) ... ..
95669	1940	Looper with 92057 (double chain, coarse) ... ..
95670	—	Looper Holder Connection, complete, Nos. 209d, SS467c, 1077c, 1550h, 92278 to 92280, 92288, 92384, 92388, 95260, 95332, 95400, 95401 and four 1155c ... ..
95671	1940	Needle Guide ... ..
95672	1940	Thread Guide Base for 95673 ... ..
95673	—	Thread Guide (for Cover Plate), complete, Nos. SS564j, 1538j, 1700j, 2124, 95581 and 95672 for 95656 ... ..
95676	1940	Feeding Disc (back) Edge Guide ... ..
95677	1941	Feeding Disc (front, with flat top) for 95678
95678	—	Feeding Disc (front, with flat top), complete, Nos. 1528j, 1766c, 50553, 95677 and twenty-four 16232 ... ..

† For Two-Tone Machines the finish of these parts is Grey Metallic (Colour Code 728).

No.      Plate

No.	Plate		
97524	1914	Foot Lifter Foot Pedal for 89187 ...	...

140545c	1942	Needle Bar Clamp Thumb Screw for 95268 ...	
---------	------	--	--

161294	1355	Screw Driver ...	(Accessories)
--------	------	------------------	---------------