

SINGER
52W20

Form 2217w
January, 1933
PRINTED IN U. S. A.

LIST OF PARTS



MACHINE No. 52w20

THE SINGER MANUFACTURING COMPANY

INDEX

COPYRIGHT, U. S. A., 1913, 1915, 1919, 1922, 1930 and 1933
BY THE SINGER MANUFACTURING Co.
ALL RIGHTS RESERVED FOR ALL COUNTRIES

	PAGE
ACCESSORIES	17
BOBBIN WINDER	17
FEED DOGS	19
FOOT LIFTER	18
LAP SEAM FELLERS	22
MACHINE NO. 52w20	7
MISCELLANEOUS PARTS	23
NUMERICAL LIST OF PARTS	25
PRESSER FEET	20
THREAD UNWINDER	18
THROAT PLATES	21
WORK PLATE AND LAP SEAM FELLER BASE PLATE	23

Instructions for Ordering

In ordering from this list, use **ONLY** the **PART** number in the **FIRST** column.

The number stamped on a Sewing Machine Part is the number of the Single Part only, except when the part includes Set Screws, Clamping Screws, Studs and Rollers Spun on, Small Wires riveted, or Parts soldered together, etc., which it is necessary to furnish in combination.

Every combination of parts sent out has its specific number which, although not stamped on Parts (except in above case), must be used when ordering the combination.

Each number always indicates the **SAME PART** in whatever list it appears, or for whatever Machine.

The letters after some of the numbers indicate the style of finish only, as follows:

- A. Hardened, Polished and Plated.
- B. Polished and Plated.
- C. Hardened only.
- D. Polished only.
- E. Soft, not polished.
- F. Hardened and Polished.
- H. Blued.
- J. Nickel Plated only
- R. Merlized.
- Y. Black Nickel Plated only.

These letters **MUST BE USED** when they appear in the list and **AFTER** the number, as in the list.

In this series

- 200001 to 201500 and 350001 to 351500 are Screw Numbers.
- 201501 to 201800 and 351501 to 351800 are Nut Numbers.
- 201801 to 202000 and 350801 to 352000 are Roller Numbers.
- 202001 to 350000 are Numbers of Machine Parts.


The figures in the second column refer only to the plate in which the illustration of the part is shown and are **NOT TO BE USED** in ordering.

Two or more numbers over a cut indicate that the difference between such parts is not visible in an illustration.

Parts marked with an asterisk (*) are furnished only when repairs are made at the factory.

LIST OF PARTS COMPLETE

FOR



1866

MACHINE No. 52w20

HIGH SPEED
DROP FEED. ALTERNATING PRESSERS

For Tailoring

In gauges from $\frac{1}{8}$ to $\frac{1}{4}$ inch

No.	Plate	Name
*233980		Arm with 200368n and 234047
*234002		Base
204235	14037	Position Pin (2)
200010e	10245	Screw (3)
202005	10245	Washer (3)
207073	14037	Bushing Hole Plug
200352e	14037	Set Screw
202247	14036	Cap
200278u	14037	Screw

Parts for Machine No. 52w20

No.	Plate	Name
202248	14037	Arm Cap Screw Washer
10554	14037	" Position Pin (2)
200010E	10245	" Screw (3)
233976	14036	" Shaft with 200357E and 224392
223607	14036	" " Bushing (back) with 202244
202244	—	Arm Shaft Bushing (back) Oil Packing (wick)
200338C	14037	Arm Shaft Bushing (back) Set Screw
207080	14036	Arm Shaft Bushing (front) with 202244
202244	—	Arm Shaft Bushing (front) Oil Packing (wick)
200502B	10246	Arm Shaft Bushing (front) Oil Packing Thumb Screw
200338C	14037	Arm Shaft Bushing (front) Set Screw
233977	—	Arm Shaft Connection Belt
224200	14036	" " " " Pulley with 200327C, 200602E and two 202253
200602E	14037	Arm Shaft Connection Belt Pulley Position Screw
200327C	14037	Arm Shaft Connection Belt Pulley Set Screw
202253	14037	Arm Shaft Connection Belt Pulley Spring Flange
224392	—	Arm Shaft Oil Packing (wick)
200357E	14037	" " " " Stop Screw..
234147	13301	Balance Wheel (belt groove 2 3/4 in. diam.) with 200328C and 200335C
200328C	14037	Balance Wheel Position Screw ...
200335C	14037	" " " " Set Screw
*234004	—	Bed
202258	12345	" Hinge Connection (2)
200570E	10245	" " " " Screw (4)
203208	14037	Bobbin
234080	14037	" Case Base with 202056, 203211 to 203213 and 203216
203211	14037	Bobbin Case Base Latch
*202056	—	" " " " Pin
203212	14037	" " " " Plunger ..
203213	14037	" " " " Spring ...
234081	14037	" " Cap with 200594C, 200984C and 203214

Parts for Machine No. 52w20

No.	Plate	Name
234079	14037	Bobbin Case Lever
234065	14037	" " " " Driving Block
200076D	14037	" " " " " "
		Screw
201272C	14037	Bobbin Case Lever Hinge Screw ..
203214	14037	" " " " Tension Spring
200984C	14034	" " " " " " Regulat- ing Screw
200594C	14037	Bobbin Case Tension Spring Screw
203216	—	" " Washer (cloth)
234082	—	Bobbin Case complete, Nos. 234080 and 234081
233610	14036	Face Plate
200462B	10245	" " Thumb Screw
234010	14036	Feed Bar
200641C	10246	" " Hinge Screw (driving)..
201518E	10245	" " " " " Nut
202276	10245	" " " " " Crank with 200038C
234084	—	
234011	14039	Feed Bar Slide Block Crank 234084 with 200205E, 201518E and 202276
200038C	10245	Feed Bar Slide Block Crank Pinch Screw
200205E	10245	Feed Bar Slide Block Hinge Screw
201518E	10245	" " " " " " "
		Nut
212782	14045	Feed Dog, for 234153
234130	14045	" " " " 234111
212731	14046	" " " " 234156
212734	14046	" " " " 234154
212737	14046	" " " " 234157
234052	14045	" " " " 234106
234012	14038	" " " " Lever with 200098E
200263D	14039	" " " " " Hinge Screw
201528D	14039	" " " " " " Nut ..
234066	13306	" " " " " Post
234067	—	" " " " " 234066 with 200265E, 201525E, 203610, 203624, 234012 and two 200098E
200024C	14039	Feed Dog Lever Post Screw (4) ...
203637	11269	" " " " " " Washer (4)
203624	11269	Feed Dog Lever Retainer Washer
200098E	14039	" " " " " " " Screw
203610	14039	Feed Dog Lever Slide Block
200265E	14039	" " " " " " " Hinge Screw

Parts for Machine No. 52w20

No.	Plate	Name
201525E	10245	Feed Dog Lever Slide Block Hinge Screw Nut
200098E	14039	Feed Dog Screw
234015	13301	" Driving Connection with 200049E and 202277
202298	10245	Feed Driving Connection Crank with 200038C
200038C	10245	Feed Driving Connection Crank Pinch Screw
200545C	10245	Feed Driving Connection Hinge Screw
201518E	10245	Feed Driving Connection Hinge Screw Nut
202277	-----	Feed Driving Connection Oil Packing (wick)
200049E	14039	Feed Driving Connection Pinch Screw
202300	10246	Feed Driving Eccentric Regulating Bracket
224140	-----	Feed Driving Eccentric Regulating Bracket 202300 with 221200, two each 201408C and 201525E
201408C	14039	Feed Driving Eccentric Regulating Bracket Hinge Screw
201525E	10245	Feed Driving Eccentric Regulating Bracket Hinge Screw Nut
202301	10246	Feed Driving Eccentric Regulating Bracket Plunger
202595	10246	Feed Driving Eccentric Regulating Bracket Plunger Spring
200607C	10246	Feed Driving Eccentric Regulating Bracket Plunger Spring Stop Screw
201408C	14039	Feed Driving Eccentric Regulating Bracket Stop Screw
201525E	10245	Feed Driving Eccentric Regulating Bracket Stop Screw Nut
200429C	10246	Feed Driving Eccentric Regulating Screw
200383C	10246	Feed Driving Eccentric Regulating Screw Check Screw
202303	13301	Feed Driving Rock Shaft
234016	-----	" " " " 202303 with 200641C, 201518E and 234010
202305	10245	Feed Driving Rock Shaft Center (2)
200043C	10246	" " " " " Set Screw (2)

Parts for Machine No. 52w20

No.	Plate	Name
234017	13301	Feed Lifting Connection with 200049E and 202277
202307	10246	Feed Lifting Connection Eccentric with 200382C and 200437C
200437C	10246	Feed Lifting Connection Eccentric Position Screw
200382C	14039	Feed Lifting Connection Eccentric Set Screw
200545C	10245	Feed Lifting Connection Hinge Screw
201518E	10245	Feed Lifting Connection Hinge Screw Nut
202277	-----	Feed Lifting Connection Oil Packing (wick)
200049E	14039	Feed Lifting Connection Pinch Screw
234018	13301	Feed Lifting Rock Shaft
202305	10245	" " " " " Center (2)
200043C	10246	" " " " " Set Screw (2)
202310	13306	Feed Regulating Spindle with 202311, 202443 and 202619
202311	-----	Feed Regulating Spindle Head
202443	14039	" " " " " Pin
202619	14039	" " " " " Position Pin
203061	13301	Foot Lifter Lifting Lever
203084	-----	" " " " " 203061 with 200262H
200262H	14039	Foot Lifter Lifting Lever Hinge Screw
234019	13301	Foot Lifter Lifting Lever Rod with 202302
202302	14039	Foot Lifter Lifting Lever Rod Cotter Pin
203058	14039	Foot Lifter Lifting Lever Rod Coupling with 200530C
200530C	14039	Foot Lifter Lifting Lever Rod Coupling Set Screw
203059	14039	Foot Lifter Lifting Lever Rod Spring
203060	14039	Foot Lifter Lifting Lever Rod Spring Hook
234135	-----	Hook (sewing)
234194	14039	" 234135 with 203525 and two 201253E
234195	-----	Hook and Bobbin Case complete, Nos. 234082 and 234194

Parts for Machine No. 52w20

No.	Plate	Name
234088	14038	Hook Bevel Gear Socket, 14 teeth
234024	14039	" " " " Friction Washer
200555H	14039	Hook Bevel Gear Socket Screw ..
241551	14039	" " Pinion, 28 teeth, with two 200378c (2)
200378c	14039	Hook Bevel Pinion Set Screw
234026	13301	" Driving Shaft
202321	10245	" " " Bushing (3) ...
200346c	10245	" " " " Set Screw (3)
234027	14039	Hook Driving Shaft Collar with two 200378c (2)
200378c	14039	Hook Driving Shaft Collar Set Screw
234028	13306	Hook Driving Shaft Connection Belt Pulley with 202253 and two 201254c
201254c	14039	Hook Driving Shaft Connection Belt Pulley Set Screw
202253	14037	Hook Driving Shaft Connection Belt Pulley Spring Flange
224392	---	Hook Driving Shaft Oil Packing (wick) (3)
203525	14039	Hook Gib
201253F	14039	" " Screw
234069	13306	" Post (inside or outside)
234196	---	" " 234069 with 200555H, 201272c, 202299, 234024, 234065, 234079, 234088, 234141, 234195 and two 200076D
234197	---	Hook Post 234196 with 203630, 221215, 234073 and eight 200583H
234198	---	Hook Post 234196 with 221215, 234074, 234083 and eight 200583H
200159F	14039	Hook Post Clamping Screw
203630	14038	" " Cover Plate (back) (inside)
234083	14038	Hook Post Cover Plate (back) (outside)
234073	14038	Hook Post Cover Plate (front) (inside)
234074	14038	Hook Post Cover Plate (front) (outside)
200583H	14039	Hook Post Cover Plate Screw
202299	---	" " Oil Packing (wick)
200008c	11269	" " Screw (4)
203637	11269	" " " Washer (4)

Parts for Machine No. 52w20

No.	Plate	Name
221215	14038	Hook Post Slide
234141	14040	" Washer
234199	---	Hook Post Combination (inside and outside) complete, Nos. 234067, 234197, 234198 and two 200159F ..
208545	14040	Lifting Bell Crank
233624	14040	" " " Driving Crank
208547	14040	" " " " " Link
201012c	14040	Lifting Bell Crank Driving Crank Position Screw
200383c	10246	Lifting Bell Crank Driving Crank Set Screw
200996c	14040	Lifting Bell Crank Stop Screw ...
229641	11793	" Presser Foot, 46 needle hole, in gauges $\frac{3}{16}$, $\frac{1}{4}$ and $\frac{5}{16}$ in., for 206671
229642	11793	Lifting Presser Foot, 46 needle hole, in $\frac{3}{16}$ and $\frac{5}{16}$ in. gauge, for 206661
229650	11793	Lifting Presser Foot, 46 needle hole, in gauges $\frac{1}{4}$, $\frac{3}{8}$, $\frac{5}{8}$, $\frac{11}{16}$ and $\frac{3}{4}$ in., for 229651
229652	11793	Lifting Presser Foot, 46 needle hole, in gauges from $\frac{11}{16}$ to $\frac{3}{4}$ in., in steps of $\frac{1}{16}$ in., for 229653
229654	14043	Lifting Presser Foot, 46 needle hole, in gauges $\frac{3}{16}$, $\frac{1}{4}$, $\frac{5}{16}$ and $\frac{3}{8}$ in., for 229655
200074F	14040	Lifting Presser Foot Screw
233978	14040	Needle Bar
233829	14040	" " Bushing
200352c	14037	" " " Set Screw
233642	14040	" " Connecting Link
233688	14040	" " " Stud with 200072c and 202330
202330	---	Needle Bar Connecting Stud Oil Packing (wick)
200072c	14040	Needle Bar Connecting Stud Pinch Screw
233627	14038	Needle Bar Crank with 200335c, 200383c, 200428c and 201012c ...
203172	14040	Needle Bar Crank Friction Washer
200428c	14040	" " " Position Screw ..
200335c	14037	" " " Set Screw
231383	14040	" Holder, in gauges from $\frac{3}{8}$ to $\frac{1}{2}$ in., in steps of $\frac{1}{16}$ in., with 201030F and two 200141F

Parts for Machine No. 52w20

No.	Plate	Name
231385	14040	Needle Holder, in gauges from $\frac{11}{16}$ to $\frac{3}{8}$ in., in steps of $\frac{1}{32}$ in., with 201030F and two 200141F
201030F	14041	Needle Holder Screw
200141F	14041	" Set Screw
244033	---	Presser Bar (hollow)
202335	14038	" " 244033 with 200074E ..
241535	14041	" " Bushing
200352C	14037	" " " Set Screw
202554	14041	" " Lifter
200653C	14041	" " Hinge Screw ...
233628	14041	" " Lifting Bracket with 200054E
200975F	14041	Presser Bar Lifting Bracket Guide Screw
200054E	10246	Presser Bar Lifting Bracket Pinch Screw
233646	14041	Presser Bar Spring
234044	14041	" " " Stop Rod
200492B	14041	" " Thumb Screw (pressure regulating)
200475B	14041	Presser Bar Thumb Screw Set Screw
202355	14041	Presser Bar Thumb Screw Set Screw Packing (brass)
234144	14041	Take-up Lever
208557	14041	" " Driving Stud with 202277
202277	---	Take-up Lever Driving Stud Oil Packing (wick)
202400	14041	Take-up Lever Hinge Stud with 202423
202423	---	Take-up Lever Hinge Stud Oil Packing (wick)
200383C	10246	Take-up Lever Hinge Stud Set Screw
208558	14042	Take-up Lever Oil Guard with 223655 and 224572
200161H	14042	Take-up Lever Oil Guard Screw ..
223655	---	" " Oiling Felt
224572	14042	" " " Rivet ...
234086	14042	Tension Bracket with two each 200397H, 201224B and 236060
200159F	14039	Tension Bracket Screw
234047	13309	" " " Socket
200368H	13309	" " " " Set Screw

Parts for Machine No. 52w20

No.	Plate	Name
236098	14042	Tension Bracket Thread Guide (double)
200174H	14042	Tension Bracket Thread Guide Screw
234087	---	Tension Bracket complete, Nos. 200174H, 200978H, 201199F, 223703, 223706, 223707, 234086, 236098, two each 13710, 200309E, 204059, 204271, 223704, three 201572B and four 244048
244048	13309	Tension Disc
236060	13309	" " Position Pin
223703	13309	" Release Lever
234049	13309	" " " Rod
200309E	13309	" " " Screw
223704	13309	" " Plunger
233629	14042	" " Slide
208560	14042	" " " Spring
204271	13309	" " Washer
13710	14042	" Spring
201224B	13309	" Stud
201572B	10881	" Thumb Nut
223706	13309	Thread Controller Disc
200978H	13309	" " " Screw
223707	13309	" " Spring
242117	13309	" " " Stop
200132E	14042	" " " " Screw ..
201199F	13309	" " Stud with 204925 ..
200061C	14042	" " " Set Screw
201572B	10881	" " " Thumb Nut ...
204925	13309	" " " Washer
202414	13309	" Guide
202415	13309	" "
202417	13309	" "
203313	13309	" "
200355H	14041	" " Set Screw
200397H	13309	" " " "
200582H	13309	" " Screw
202091	13309	" Retainer Sleeve
202092	13309	" " Spring
204058	13309	" " Stud
200397H	13309	" " " Set Screw
204059	13309	Thread Retainer complete, Nos. 202091, 202092 and 204058
234106	14045	Throat Plate, 50 needle hole, for needle sizes 14 and 15, in $\frac{1}{16}$ in. gauge, for 234052

Parts for Machine No. 52w20

No.	Plate	Name
234153	14045	Throat Plate, 46 needle hole, for needle sizes 16 and 18, in gauges $\frac{1}{8}$ and $\frac{3}{16}$ in., for 212782
234111	14045	Throat Plate, 46 needle hole, for needle sizes 16 and 18, in gauges from $\frac{3}{16}$ to $\frac{1}{4}$ in. in steps of $\frac{1}{32}$ in., for 234130
234156	14046	Throat Plate, 46 needle hole, for needle sizes 16 and 18, in gauges $\frac{5}{16}$, $\frac{1}{2}$ and $\frac{3}{4}$ in., for 212731
234154	14046	Throat Plate, 46 needle hole, for needle sizes 16 and 18, in gauges $\frac{1}{2}$, $\frac{43}{64}$, $\frac{1}{2}$, $\frac{33}{64}$ and $\frac{11}{16}$ in., for 212734
234157	14046	Throat Plate, 46 needle hole, for needle sizes 16 and 18, in gauges $\frac{33}{64}$ and $\frac{1}{2}$ in., for 212737
200577H	10245	Throat Plate Screw (2)
233979	14042	Vibrating Presser Bar
233631	14042	" " " Hinge Bracket
233632	14042	" " " Position Stop
200190b	14042	" " " " " " " Screw
200066D	14042	Vibrating Presser Bar Screw (2) ..
204493	14042	" " " Spring
206671	14043	" " " Foot, for 22964H ..
206661	14043	" " " " 229642 ..
229651	11793	" " " " 229650 ..
229653	11793	" " " " 229652, in gauges from $\frac{11}{16}$ to $\frac{3}{4}$ in., in steps of $\frac{1}{32}$ inch
229655	14043	Vibrating Presser Foot, for 229654, in gauges $\frac{33}{64}$, $\frac{11}{16}$, $\frac{33}{64}$ and $\frac{1}{2}$ inch ..
200098F	14039	Vibrating Presser Foot Screw
203357	14042	" " " " Washer

ACCESSORIES

No.	Plate	Name
203208	14037	Bobbin
*225482	---	" Case Screw Driver Blade ..
*225483	---	" " " " Handle ..
225497	12345	Bobbin Case Screw Driver complete, Nos. 225482 and 225483 ..
126 x 9	---	Needles, twelve, size 16
228213	---	Drip Pan with four 1 in. wire nails
41400	12345	Machine Rest Pin (wood)
120342	12345	Oiler (copper plated) with 120343 ..
120343	12345	" Spout, $\frac{3}{4}$ in. long
*225484	---	Screw Driver Blade
*225485	---	" " Handle
225498	12345	Screw Driver complete (7 $\frac{1}{4}$ in. long), Nos. 225484 and 225485 ..
225554	12345	Wrench (steel)

BOBBIN WINDER

Swing Automatic, Right Hand

225453	10884	Frame with 202277 and 225438 ..
225454	10884	" Hinge Pin
202277	---	" Oil Packing (wick)
225438	10884	" " Well Cap
225455	10884	" Spring
225456	10884	" " Plunger
202473	10885	Pulley with 200380c
200380c	14047	" Set Screw
225381	10884	Spindle
225444	10884	Stop Latch
200056E	10884	" " Screw
225458	10884	" " Thumb Lever
225459	10884	" " " " Hinge Stud
225459	10884	" " " " Joint Stud
202478	10884	" " Trip Lever
200299H	10884	" " " " Hinge Screw
225461	10881	Tension Bracket with 201499b
200082D	10881	" " Screw
228026	10884	" " " Washer
2102	10881	" Disc
202407	10881	" Spring
201499B	10881	" Stud
201572R	10881	" Thumb Nut

Accessories

No.	Plate	Name
225462	10881	Bobbin Winder Tension Bracket complete, Nos. 201572c, 202407, 225461 and two 2102
225433	10885	Bobbin Winder and Tension Bracket Base
225382	10885	Universal Bobbin Winder complete, Nos. 200056e, 200082b, 200299a, 202473, 202478, 225381, 225433, 225444, 225453 to 225456, 225458, 225462, 228026, two each 225459 and wood screws $\frac{3}{4}$ in., No. 12, R.H.B.

FOOT LIFTER

227952	11156	Foot Lifter Lever (left or right) with 227954
227678	11156	Foot Lifter Lever Chain, 48 in. long, with 202784
227954	11488	Foot Lifter Lever Chain Hook (lower)
202784	11488	Foot Lifter Lever Chain Hook (upper)
225016	11488	Foot Lifter Lever Hinge Pin
227953	11156	" " " Stand with two wood screws $\frac{1}{2}$ in., No. 12
227955	11156	Foot Lifter Lever (left or right) complete, Nos. 225016, 227678, 227952 and 227953

(Other Foot Lifter parts are listed with parts of machine head.)

THREAD UNWINDER

225323	14083	Spool Rest (for one spool) with 201018c
225325	14083	Spool Rest (for two spools) with 201018c
225388	14083	Spool Rest Rod
200383c	10246	" " " Set Screw
201018c	14047	" " " Set Screw
202490	14083	" Stand with 200383c
225391	14083	Thread Guide
201696a	14047	" " Lock Nut
225326	14047	" " Position Cup
225324	14083	" " Rod with 208r and 225322

Accessories

No.	Plate	Name
208r	14047	Thread Guide Rod Screw
225322	14047	" " " Washer
225397	14083	Thread Unwinder (for three spools) complete, Nos. 201696a, 202490, 225323 to 225326, 225388, three each 225391 and wood screws $\frac{3}{4}$ in., No. 12

FEED DOGS

234052	14045	Feed Dog, for 234106
212782	14045	" " " 234153
234130	14045	" " " 234111
212731	14046	" " " 234156
212734	14046	" " " 234154
212737	14046	" " " 234157
212721	14044	" " " 234108 and 234110
234050	13310	" " " 234100
234051	13310	" " " 234101
212795	14044	" " " 234103

PRESSER FEET

No.	Plate	Name
229641	11793	Lifting Presser Foot, 46 needle hole, in gauges $\frac{3}{32}$, $\frac{1}{8}$ and $\frac{5}{32}$ in., for 206671
229642	11793	Lifting Presser Foot, 46 needle hole, in $\frac{1}{16}$ and $\frac{3}{32}$ in. gauge, for 206661
229650	11793	Lifting Presser Foot, 46 needle hole, in gauges $\frac{1}{8}$, $\frac{3}{32}$, $\frac{1}{4}$, $\frac{5}{32}$ and $\frac{3}{8}$ in., for 229651
229652	11793	Lifting Presser Foot, 46 needle hole, in gauges from $\frac{1}{16}$ to $\frac{3}{8}$ in., in steps of $\frac{1}{32}$ in., for 229653
229654	14043	Lifting Presser Foot, 46 needle hole, in gauges $\frac{3}{32}$, $\frac{1}{4}$, $\frac{5}{32}$ and $\frac{3}{8}$ in., for 229655
206669	14043	Lifting Presser Foot, 46 needle hole, in gauges $\frac{3}{8}$ and $\frac{1}{2}$ in., for 206670
206708	14043	Lifting Presser Foot, 50 needle hole, in gauges $\frac{3}{32}$ and $\frac{1}{4}$ in., for 206710
206709	14043	Lifting Presser Foot, 46 needle hole, in gauges $\frac{3}{32}$ and $\frac{1}{4}$ in., for 206710
206711	11793	Lifting Presser Foot, 46 needle hole, in gauges $\frac{3}{32}$ and $\frac{1}{16}$ in., for 206713
206671	14043	Vibrating Presser Foot, for 229641
206661	14043	" " " " 229642
229651	11793	" " " " 229650
229653	11793	" " " " 229652, in gauges from $\frac{1}{16}$ to $\frac{3}{8}$ in., in steps of $\frac{1}{32}$ inch
229655	14043	Vibrating Presser Foot, for 229654, in gauges $\frac{3}{32}$, $\frac{1}{4}$, $\frac{5}{32}$ and $\frac{3}{8}$ inch ..
206670	14043	Vibrating Presser Foot, for 206669
206710	14043	" " " " 206708 and 206709
206713	14043	Vibrating Presser Foot, for 206711

THROAT PLATES

No.	Plate	Name
234106	14045	Throat Plate, 50 needle hole, for needle sizes 14 and 15, in gauges $\frac{3}{32}$, $\frac{1}{8}$ and $\frac{5}{32}$ in., for 234052
234153	14045	Throat Plate, 46 needle hole, for needle sizes 16 and 18, in gauges $\frac{1}{4}$ and $\frac{5}{16}$ in., for 212782
234111	14045	Throat Plate, 46 needle hole, for needle sizes 16 and 18, in gauges from $\frac{3}{16}$ to $\frac{1}{4}$ in., in steps of $\frac{1}{32}$ in., for 234130
234156	14046	Throat Plate, 46 needle hole, for needle sizes 16 and 18, in gauges $\frac{1}{16}$, $\frac{1}{8}$ and $\frac{1}{4}$ in., for 212731
234154	14046	Throat Plate, 46 needle hole, for needle sizes 16 and 18, in gauges $\frac{3}{16}$, $\frac{1}{4}$, $\frac{5}{16}$ and $\frac{3}{8}$ in., for 212734
234157	14046	Throat Plate, 46 needle hole, for needle sizes 16 and 18, in gauges $\frac{3}{16}$ and $\frac{1}{4}$ in., for 212737
234108	14044	Throat Plate, 40 needle hole, for needle sizes 20 and 22, in gauges from $\frac{3}{16}$ to $\frac{1}{4}$ in., in steps of $\frac{1}{32}$ in., for 212721, for felling
234110	14044	Throat Plate, 46 needle hole, for needle sizes 16 and 18, in gauges from $\frac{1}{16}$ to $\frac{1}{4}$ in., in steps of $\frac{1}{32}$ in., for 212721, for felling
234100	13310	Throat Plate, 50 needle hole, for needle sizes 14 and 15, in gauges $\frac{3}{32}$, $\frac{1}{8}$ and $\frac{5}{32}$ in., for 234050, for felling
234101	13310	Throat Plate, 50 needle hole, for needle sizes 14 and 15, in gauges $\frac{3}{32}$, $\frac{1}{8}$ and $\frac{5}{32}$ in., for 234051, for felling
234103	14044	Throat Plate, 50 needle hole, for needle sizes 14 and 15, in gauges $\frac{1}{16}$, $\frac{3}{32}$, $\frac{1}{4}$, $\frac{5}{32}$ and $\frac{1}{8}$ in., for 212795, for felling

LAP SEAM FELLERS

Note: In ordering Lap Seam Fellers, give letter which refers to material to be used, in addition to the number.

- F Silks, fine muslins, etc., where there are no seams.
- L Fine shirts, underwear, corsets, etc.
- M General shirt and corset work, etc.
- MH Heavy corset and other medium heavy material.
- H Heavy shirt work, light overalls, etc.

No.	Plate	Name
230998	----	Lap Seam Feller Curl (lower) with 230734, for $\frac{1}{8}$ to $\frac{3}{4}$ in. gauge machines, for F, L, M, MH or H material
230734	----	Lap Seam Feller Curl (lower) Spring (light) (right hand)
200175D	----	Lap Seam Feller Curl (lower) Spring Screw
230999	----	Lap Seam Feller Curl (upper), for $\frac{1}{8}$ to $\frac{3}{4}$ in. gauge machines, for F, L, M, MH or H material
231000	----	Lap Seam Feller Shank, for $\frac{1}{8}$ to $\frac{3}{4}$ in. gauge machines, for F, L, M, MH or H material
230048	11851	Lap Seam Feller on Shank complete (right hand), for general work, for $\frac{1}{8}$ to $\frac{3}{4}$ in gauge machines, for F, L, M, MH or H materials, Nos. 230998 to 231000 and two 200175D

WORK PLATE AND LAP SEAM FELLER BASE PLATE

No.	Plate	Name
230356	14631	Work Plate (adjustable)
230852	----	" " 230356 with 230357, 230358 and four 200169a
230357	14631	Work Plate Guide (left)
230358	14631	" " " (right)
200169a	14631	" " " Adjusting Screw
200169b	14631	" " " Screw
230359	14631	" " Lap Seam Feller Base Plate
230853	----	Work Plate Lap Seam Feller Base Plate 230359 with 200153e and 201561D
201561D	14631	Work Plate Lap Seam Feller Base Plate Thumb Nut
200153e	14631	Work Plate Lap Seam Feller Screw
200158b	14631	" " Screw (2)
230360	----	Work Plate and Lap Seam Feller Base Plate complete, Nos. 230852 and 230853


MISCELLANEOUS PARTS

Used in conjunction with Thread Unwinder

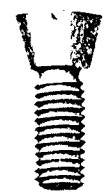
60913	14083	Spool Weight with 60914
60914	----	" " Center Pin
225377	14083	" Wire, for small spools
27739	14038	Thread Cone (wood)

PLATE 10245—FULL SIZE

200010



200545



200462



200570



200577



202135



202305



202276



200205



200038



200139




200196



201518



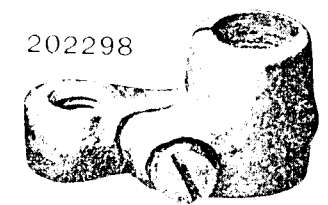
201014



202005




202298



201525




202321



202322



200346



ILLUSTRATIONS OF PARTS

MANUAL No. 55 W 50

PLATE 10246—FULL SIZE

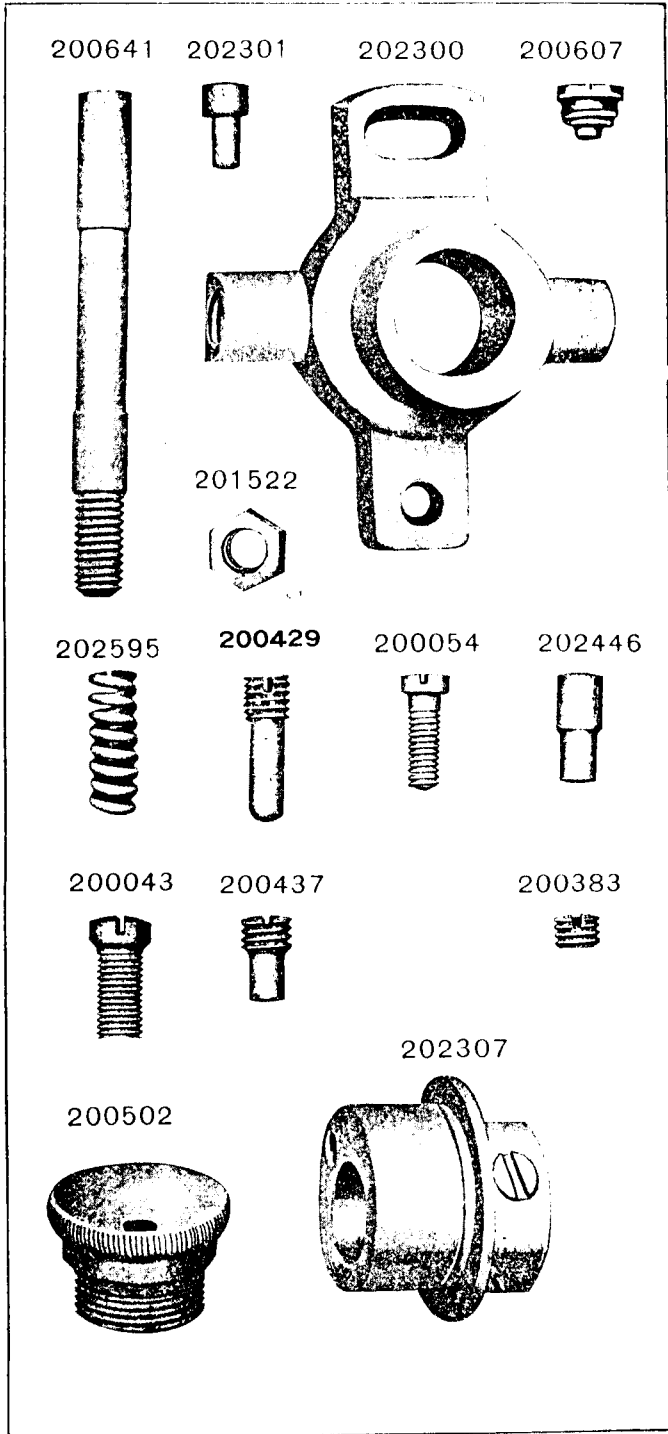


PLATE 10881—FULL SIZE

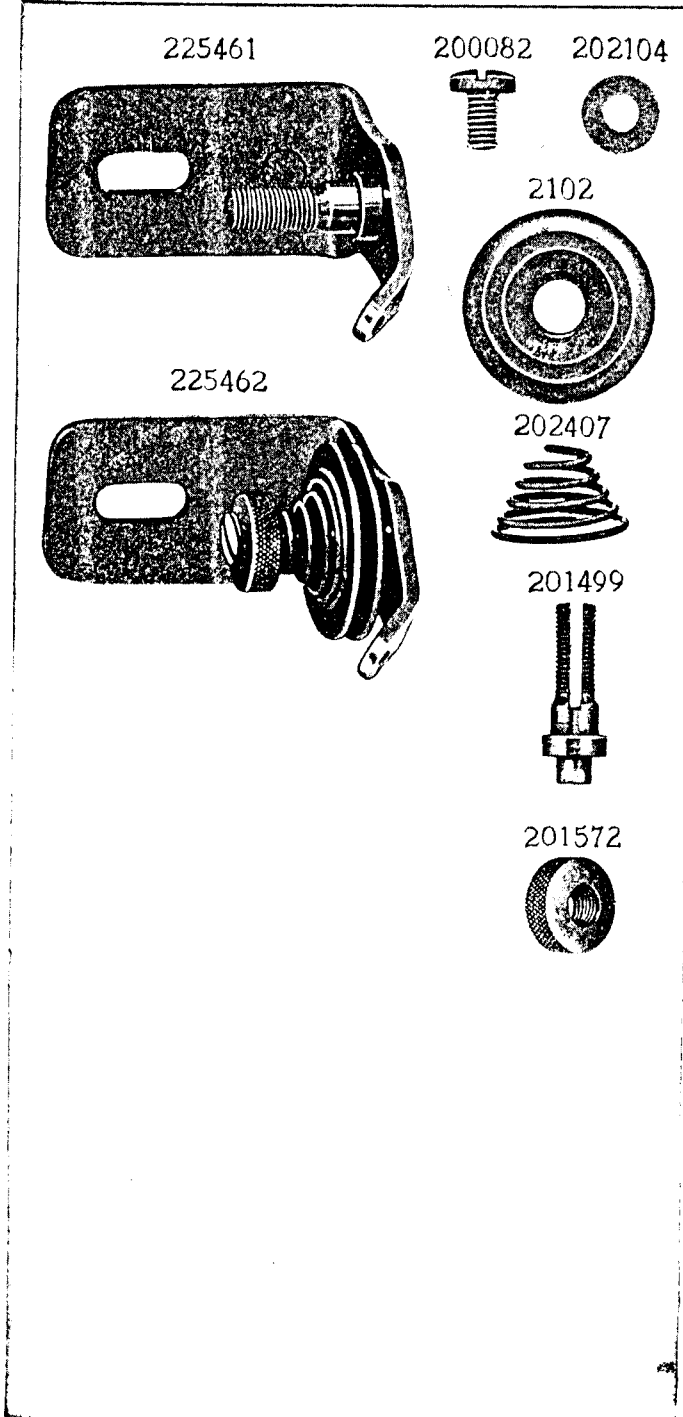


PLATE 10884—FULL SIZE

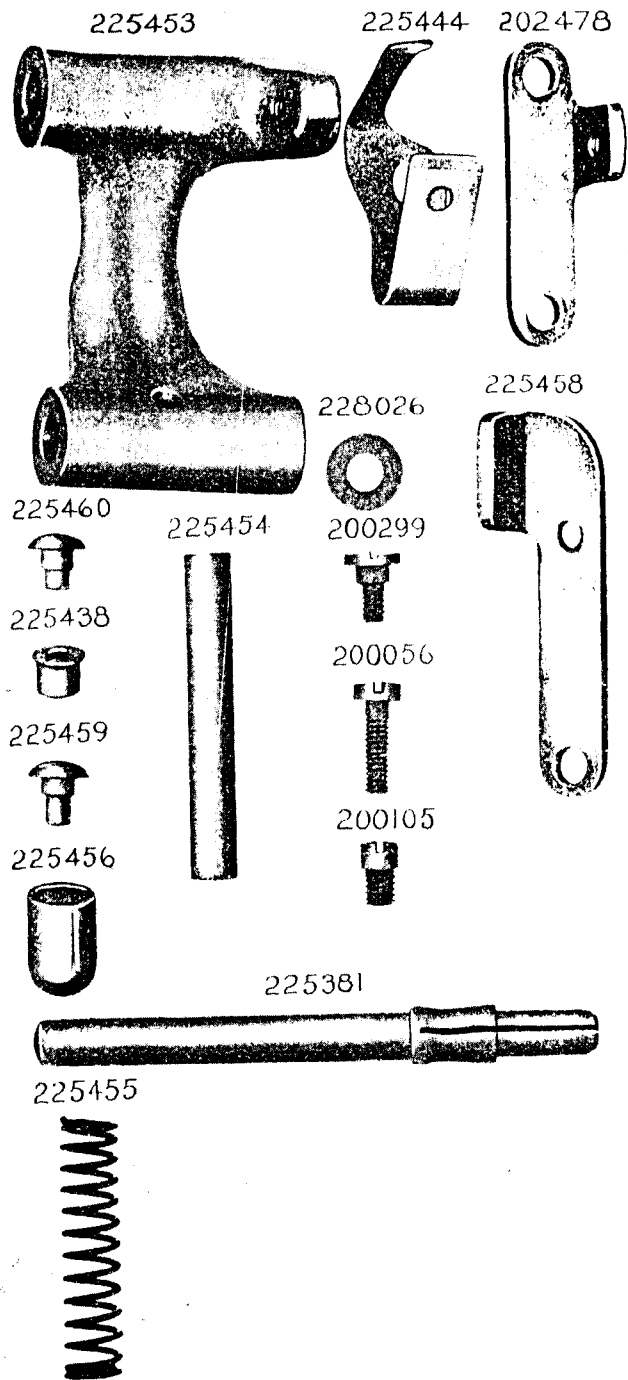


PLATE 10885—ONE-FOURTH SIZE




PLATE 11156 - ONE-FOURTH SIZE




PLATE 11269 - FULL SIZE


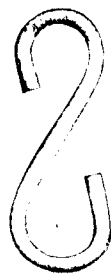


PLATE 11488 -FULL SIZE

227954



202784



225016



597




PLATE 11793 -FULL SIZE

206711



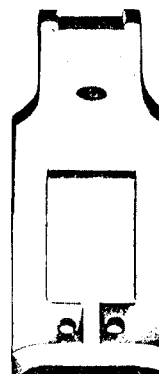
229641



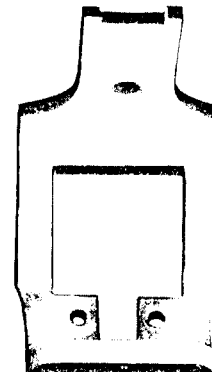
229642



229650



229652



229651



229653



PLATE 11851—FULL SIZE

230048

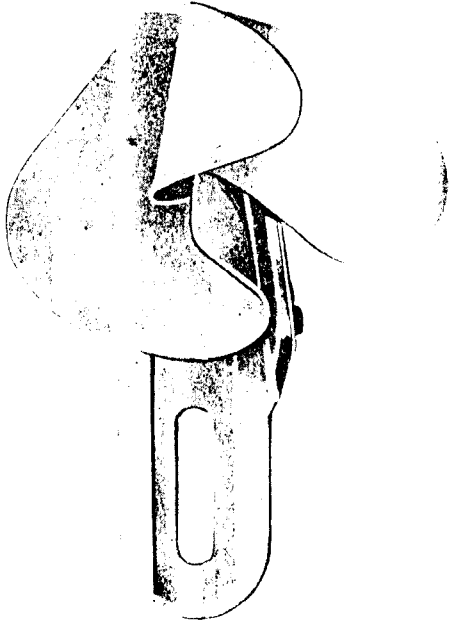


PLATE 12345—ONE-HALF SIZE

41400




225497



225498



202258



120342

225554



120343




PLATE 13301-ONE-FOURTH SIZE

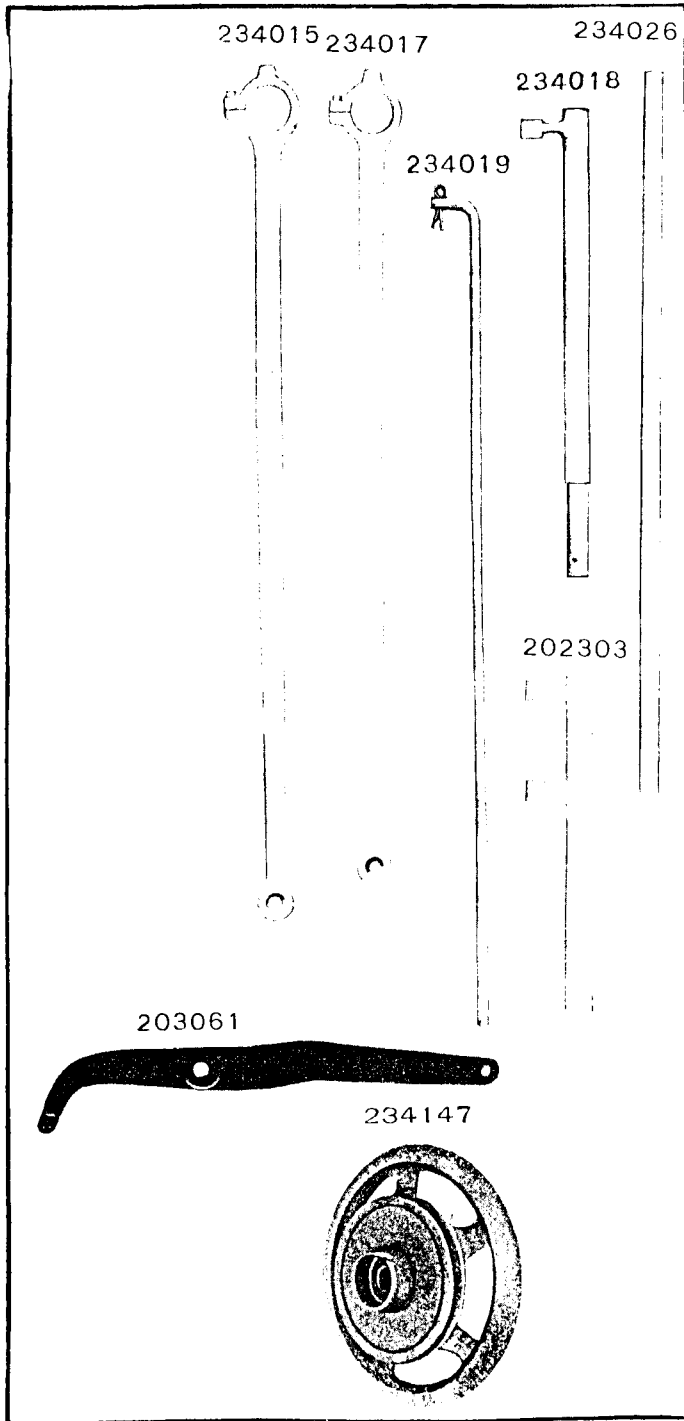


PLATE 13306-ONE-HALF SIZE

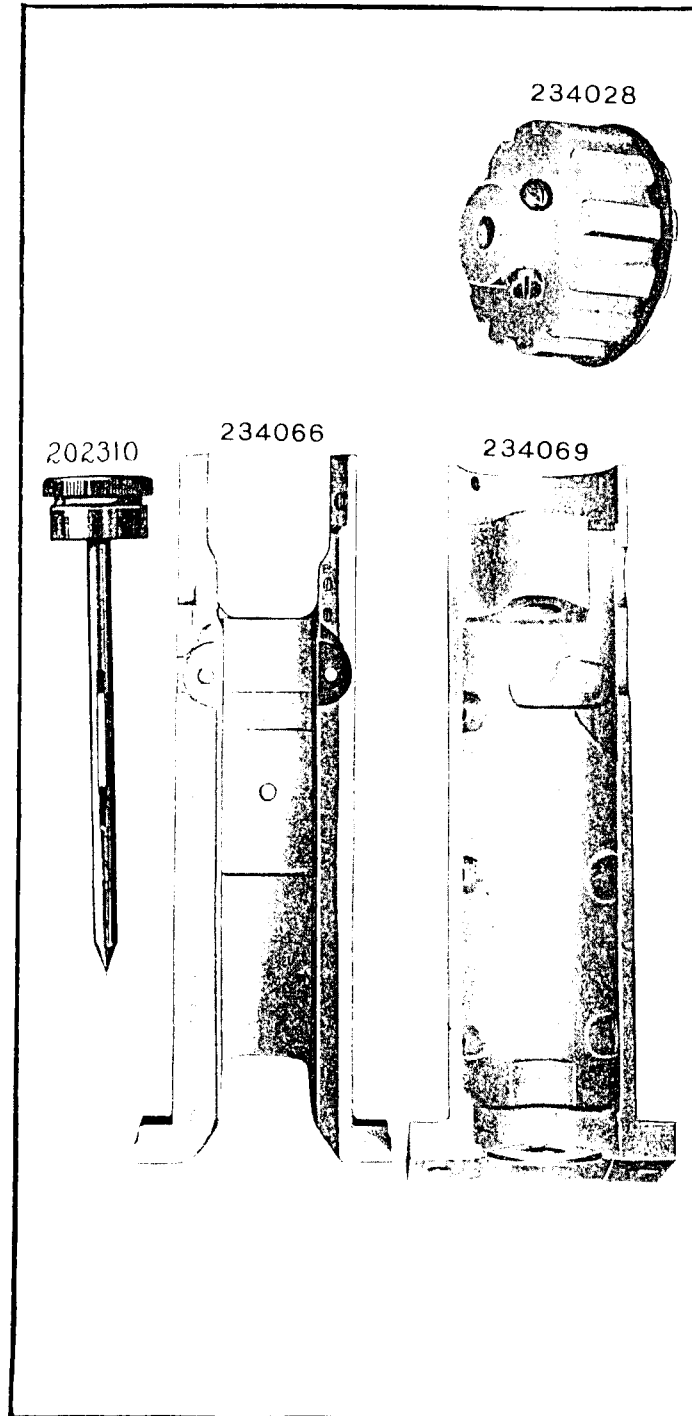


PLATE 13309-FULL SIZE




PLATE 13310-FULL SIZE

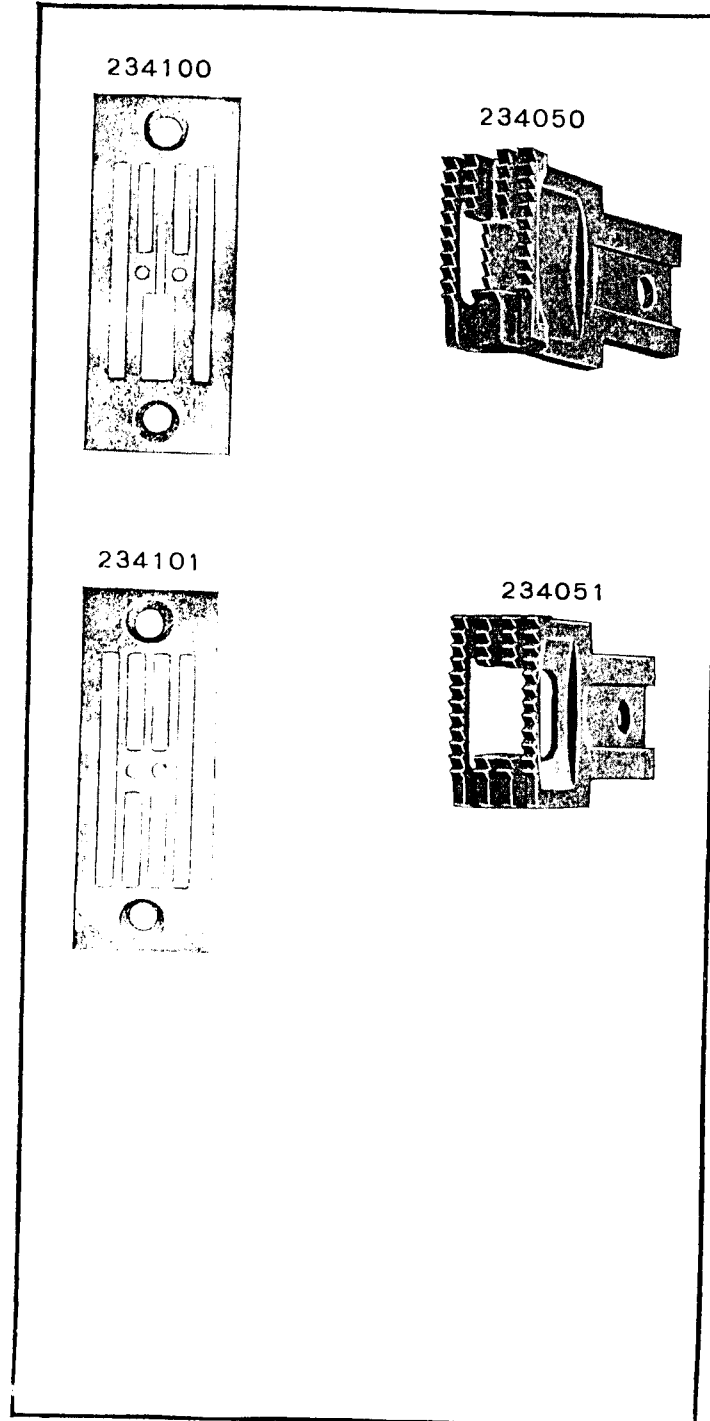


PLATE 14036—ONE-HALF SIZE

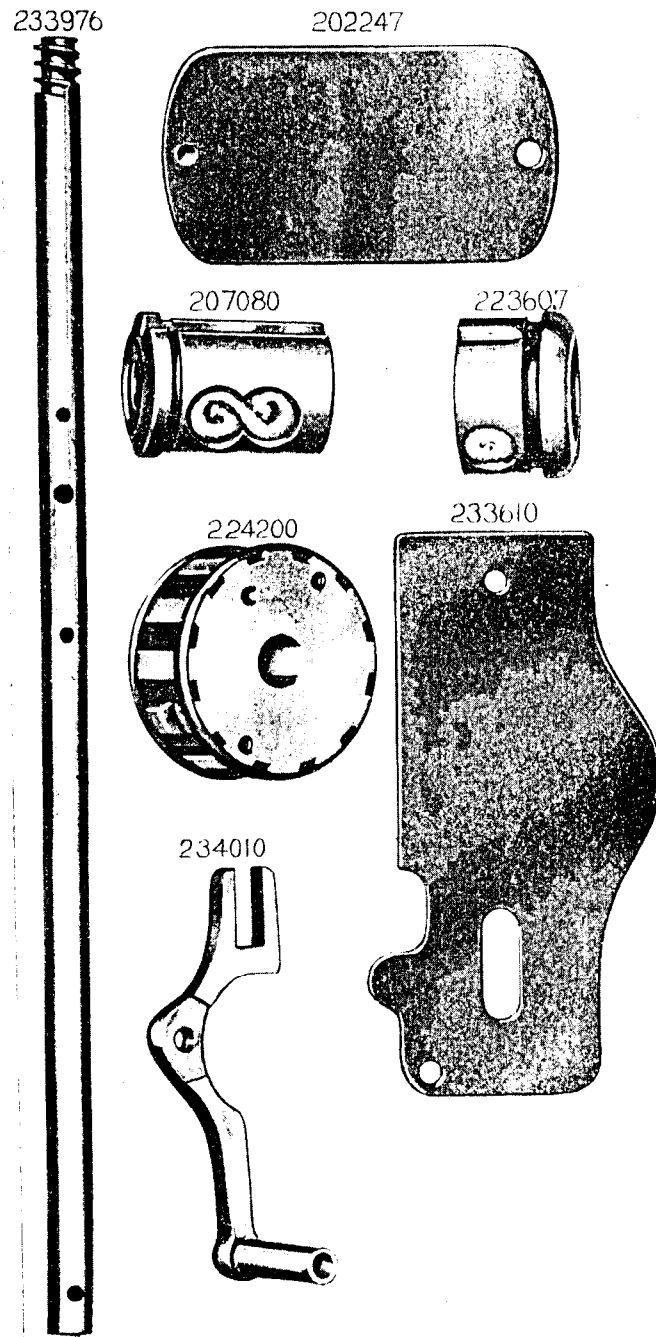


PLATE 14037—FULL SIZE

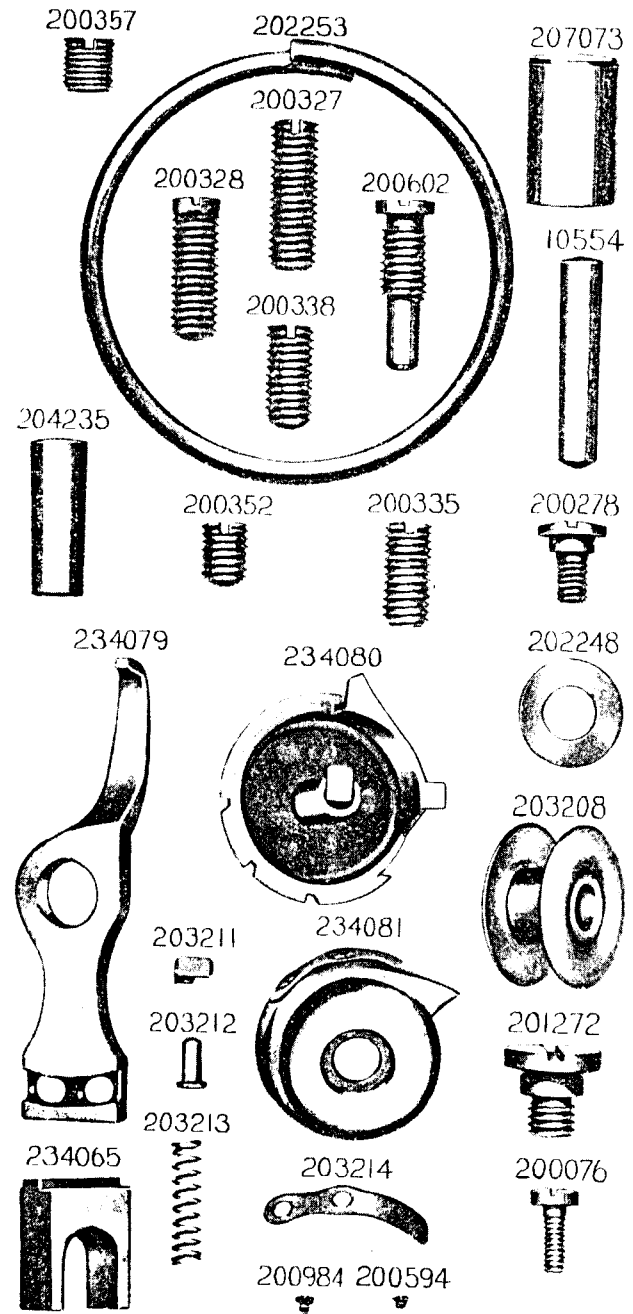



PLATE 14038—ONE-HALF SIZE

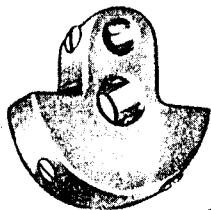
234074 234073 203630 234083 202335




234012

234088

233627



27739



221215


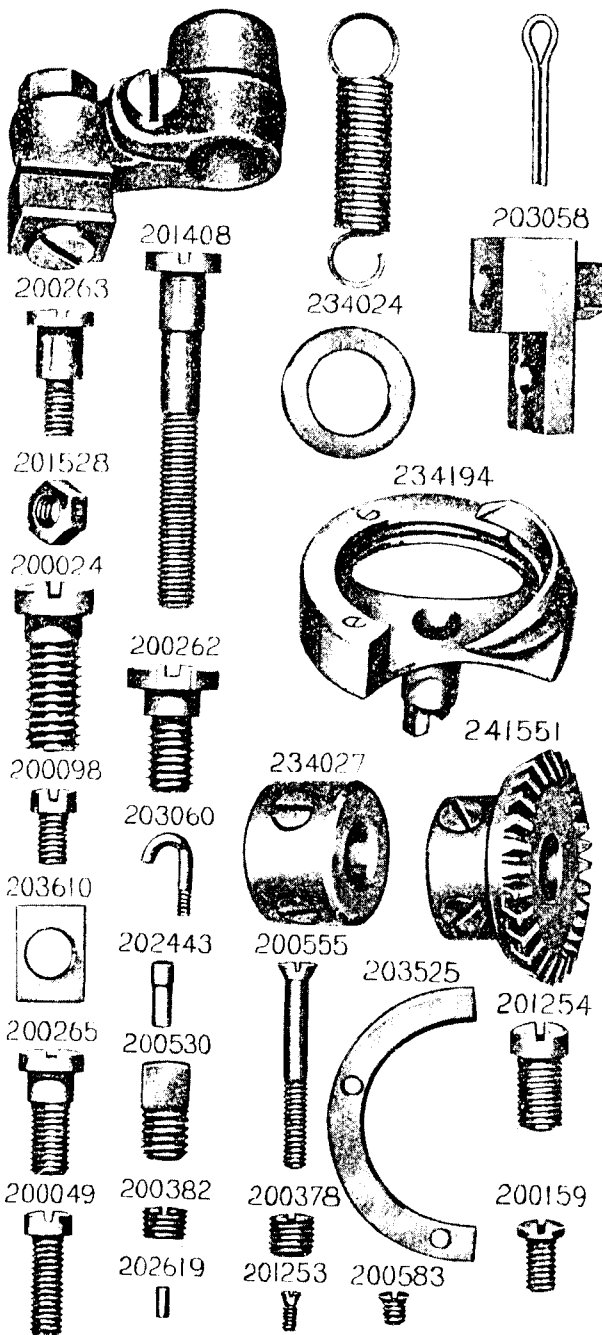


PLATE 14039—FULL SIZE

234011 203059 202302



201408

203059

202302

200263

234024

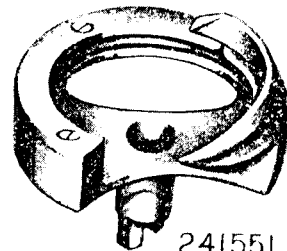
203058

201528

234194

200024

200262



241551

200098

203060

234027

203610

202443

200555

200265

200530

203525

200049

200382

200378

201254

202619

201253

200583

200159

PLATE 14040—FULL SIZE

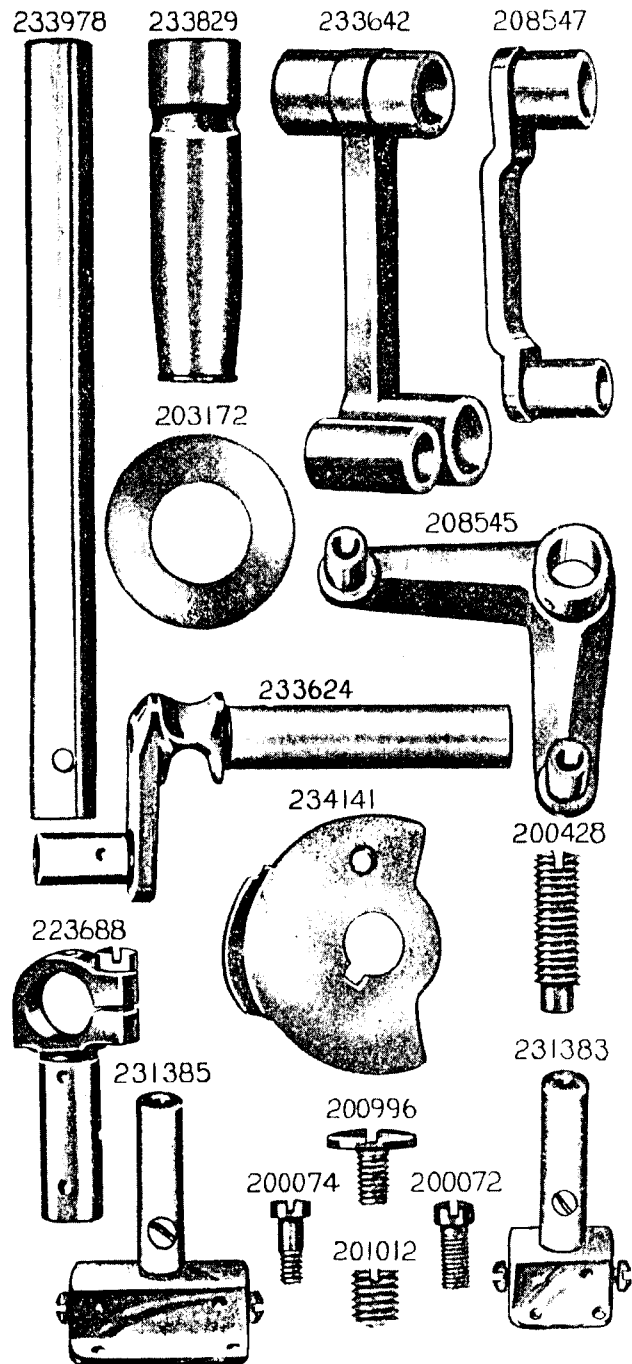


PLATE 14041—FULL SIZE

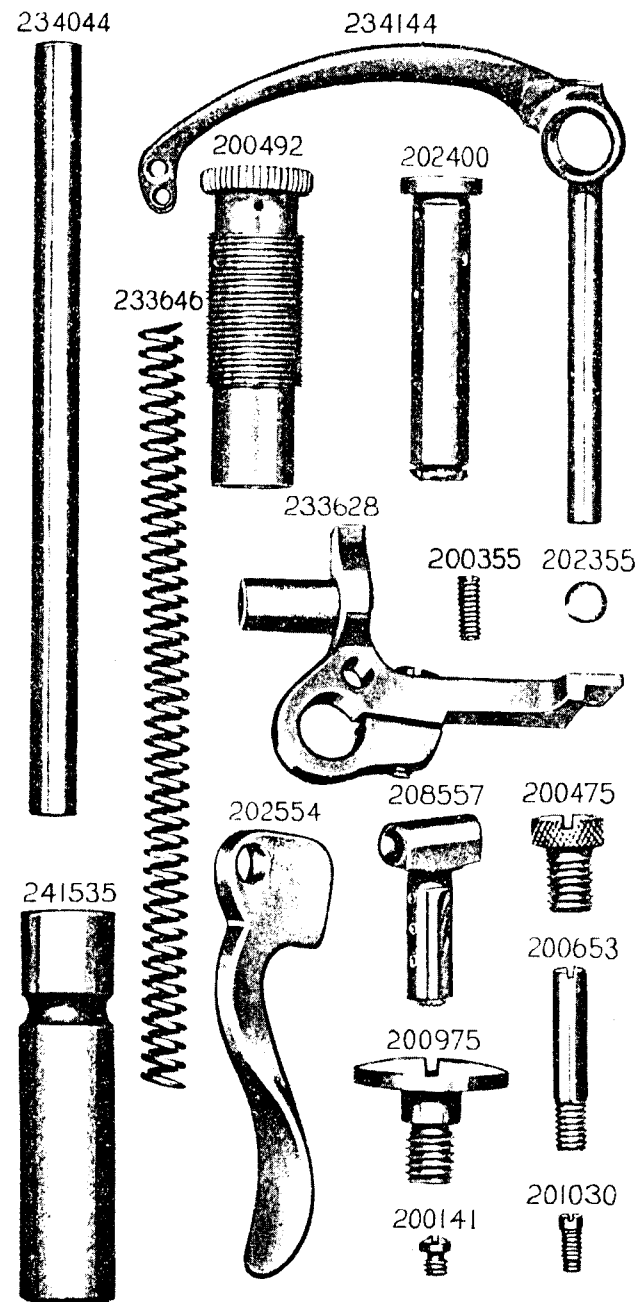


PLATE 14042—FULL SIZE

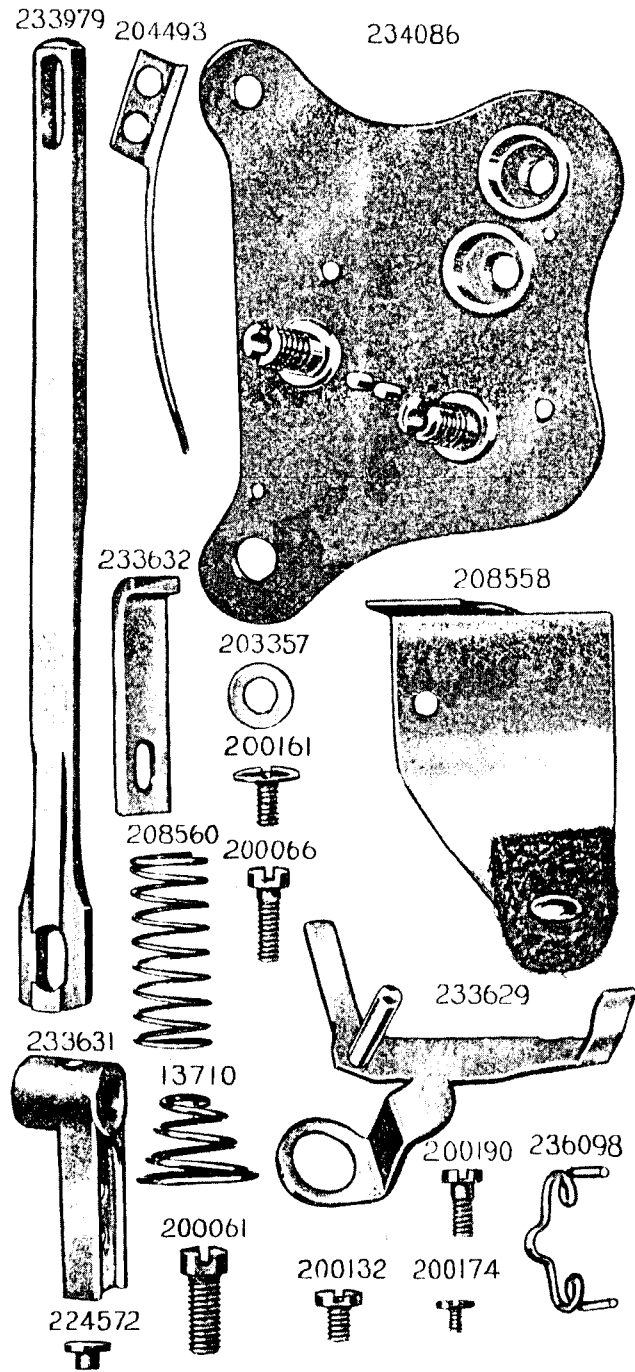


PLATE 14043—FULL SIZE

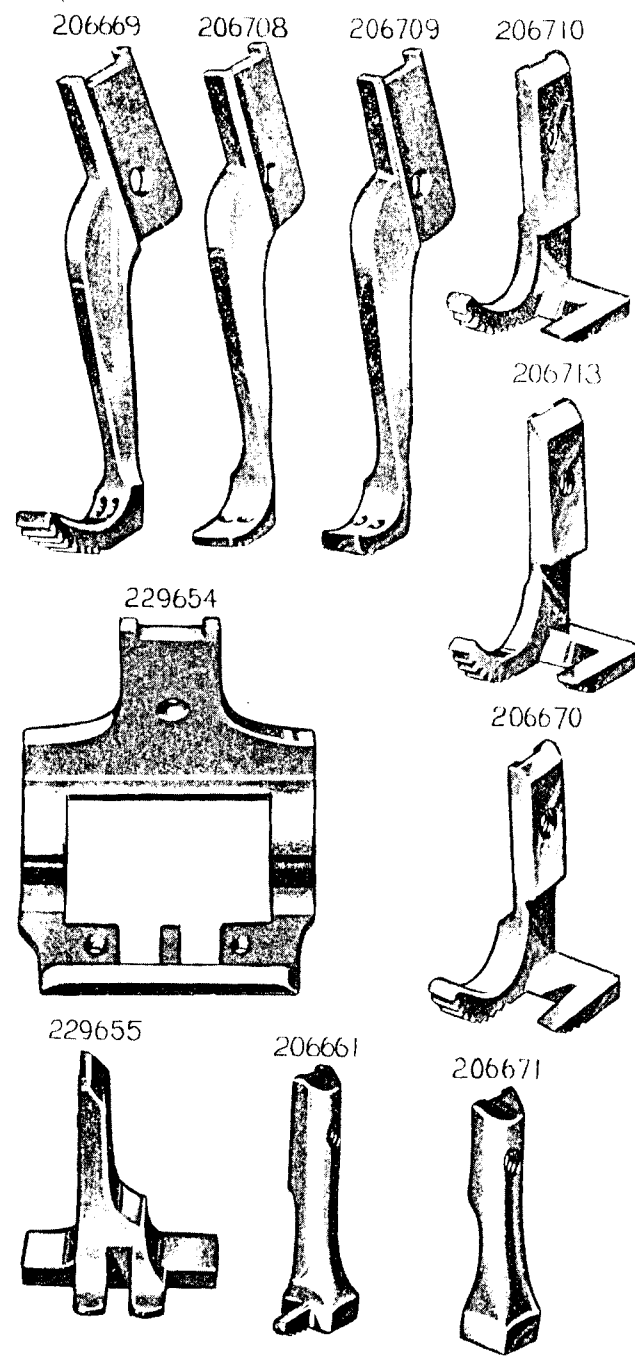


PLATE 14044—FULL SIZE

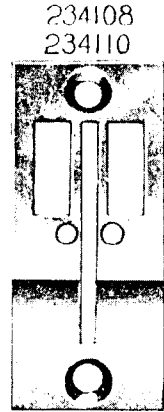
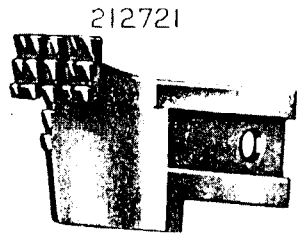
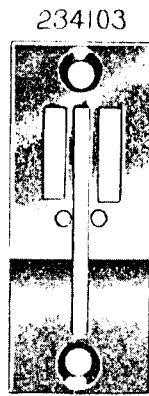
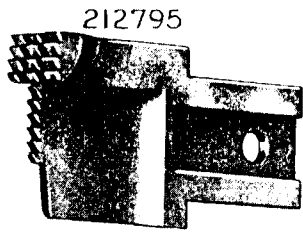


PLATE 14045—FULL SIZE

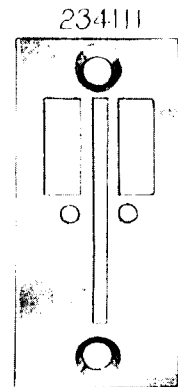
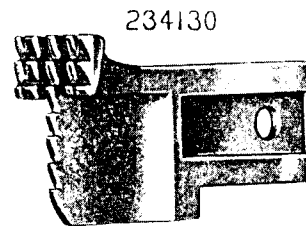
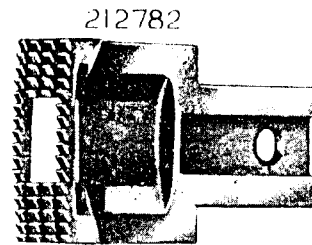
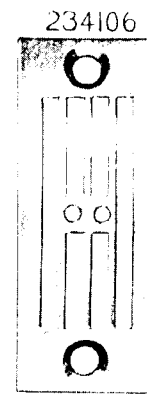
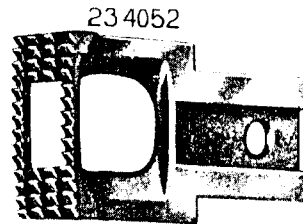


PLATE 14046—FULL SIZE

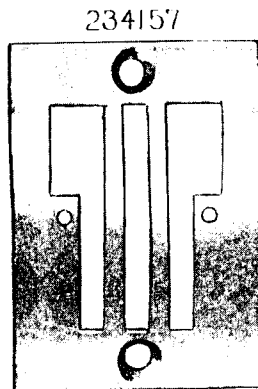
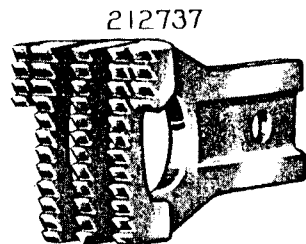
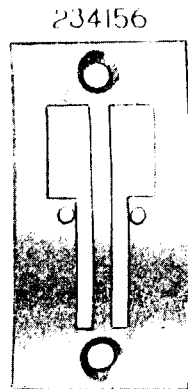
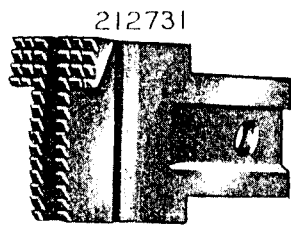
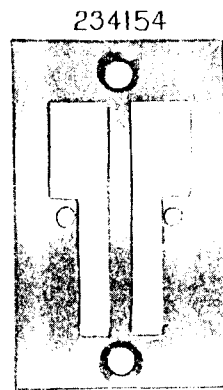
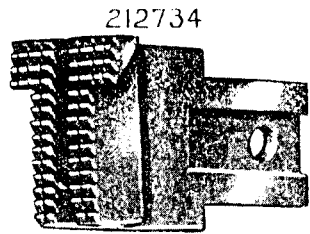


PLATE 14047—FULL SIZE

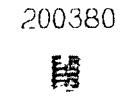

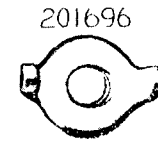
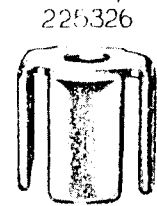


PLATE 14083—ONE-SIXTH SIZE

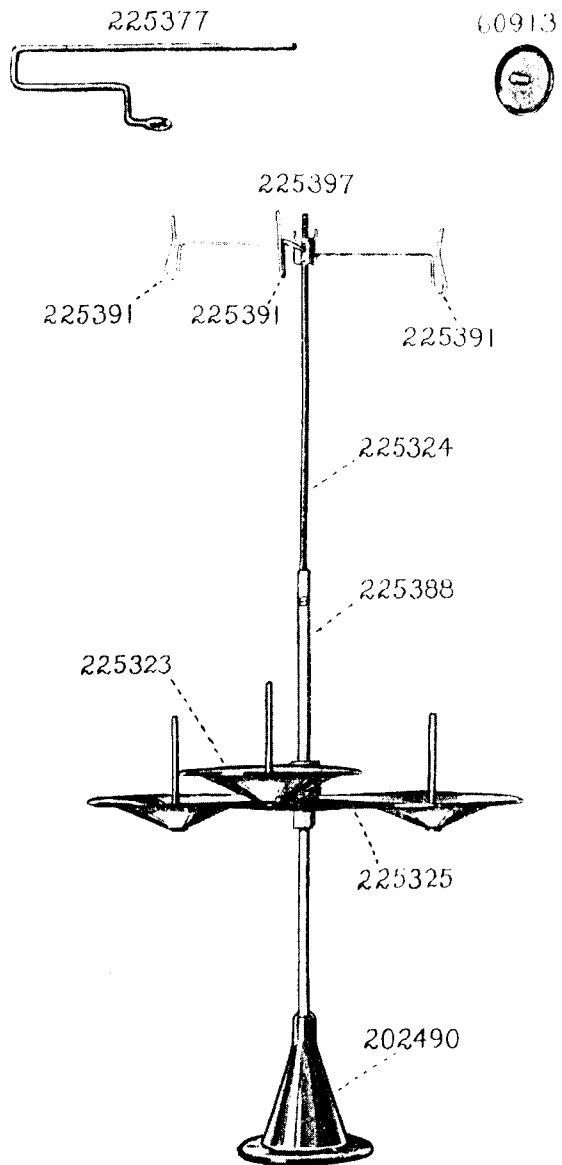


PLATE 14631 -FULL SIZE

