

FORM 8987
NOVEMBER, 1923
PRINTED IN U. S. A.

LIST
OF
PARTS



FOR FAMILY SHOPS

MACHINES
Nos. 66-4 and 66-5

THE SINGER MANUFACTURING COMPANY

COPYRIGHT, U. S. A., 1923,
BY THE SINGER MANUFACTURING CO.
ALL RIGHTS RESERVED FOR ALL COUNTRIES

INDEX

	PAGE
ACCESSORIES	12
ATTACHMENT SET.....	12
BIAS GAUGE.....	13
BOBBIN WINDER (AUTOMATIC).....	18
BRAIDER.....	13
CORDER (BOW).....	13
DARNING FOOT (SPRING).....	13
EDGE STITCHER.....	13
EMBROIDERY ATTACHMENT FOR ONE THREAD.....	14
" " " TWO THREADS.....	14
FEED COVER PLATES.....	15
FELLER.....	15
HEMMERS.....	15
HEMSTITCHER.....	16
MACHINE No. 66-4.....	7
" " 66-5.....	11
NUMERICAL LIST OF PARTS.....	27
PRESSER FEET.....	16
QUILTERS.....	16
RUFFLER.....	17
STAND.....	18
TRIMMINGS FOR CABINET TABLE.....	20
" " DRAWING ROOM CABINET.....	21
" " OPEN-SIDE DRAWING ROOM CABINET.....	23
" " PORTABLE CASE.....	26
TUBULAR TRIMMING ATTACHMENT.....	17
TUCKER FOLDER.....	18
STAND.....	18
UNDER BRAIDER.....	18

INSTRUCTIONS FOR ORDERING

In ordering from this list, use **ONLY** the part NUMBER in the **FIRST** column.

The number stamped on a Sewing Machine part is in every case the number of the single part only.

Every combination of parts sent out as such has its specific number, which, although not stamped on the parts, must be used when ordering the combination.

Each number always indicated the **SAME PART** in whatever list it appears, or for whatever machine.

The letters after some of the numbers indicate the style of finish only, as follows:

- A. Hardened, Polished and Plated.
- B. Polished and Plated.
- C. Hardened only.
- D. Polished only.
- E. Soft, not Polished.
- F. Hardened and Polished.
- G.
- H. Blued.
- J. Plated only.
- K. Hardened and Plated.
- L. Brass or Gilt.
- M. Oxidized.
- P. Japanned.
- R. Parkerized.
- T. Copper-Plated.

These letters **MUST BE USED** when they appear in the list, and **AFTER** the number as in the list.

In this series:

- 1 to 1500 and 50001 to 51500 are Screw Numbers.
- 1501 to 1800 are Nut Numbers.
- 1801 to 2000 are Roller Numbers.
- 2001 to 50000 and 52001 and upward are numbers of Machine Parts.

The figures in the second column refer only to the plates, illustrating the parts, and are **NOT TO BE USED** in ordering.

Parts marked with an asterisk (*) are furnished only when repairs are made at factory.

LIST OF PARTS COMPLETE

FOR

MACHINE No. 66-4

FOR FAMILY USE. HAS SQUARE SEAT ON PRESSER BAR AND OSCILLATING HOOK BOBBIN CASE POSITION BRACKET HINGED TO THROW OUT FOR THE EASY REMOVAL OF THE BOBBIN CASE.

NO.	PLATE	NAME
*32616	---	Arm.....
2002	2902	" Dowel Pin.....
8203	2932	" Rock Shaft with 122E.....
122E	2909	" " " Adjusting Screw.....
8204	2902	" " " Centre (upper).....
301c	2909	" " " Screw Centre (lower)...
1508j	2910	" " " " " " Nut
649E	2909	" Screw.....
32617	2933	" Shaft.....
32503	2902	" " Bushing.....
443A	2902	" " " Set Screw.....
32633	2932	" Side Cover (embossed).....
286B	2909	" " " Thumb Screw.....
2007	2902	" Spool Pin.....
8879	2913	" " " Washer (cloth).....
15282	2932	Balance Wheel, 2 1/4 in. pulley.....
*32658	---	Bed.....
32505	2913	" Leg.....
1129E	2909	" " Screw.....
256B	2932	Clamp Stop Motion Clamp Screw.....
248A	2909	" " " " Stop Screw...
2020	2932	" " " " Washer.....
32618	2932	" " " Flanged Bushing.....
1148c	2909	" " " " " " Set Screw.....
32619	---	Clamp Stop Motion complete, Nos. 248A, 256B, 1148c, 2020 and 32618.....
*32667	---	Face Plate.....
32506	2932	" " 32667 with 32630.....
107B	2909	" " Screw.....
32630	2902	" " Thread Guard with 8505.....
8505	2902	" " " " Rivet, per 100
1136B	2909	" " Thumb Screw.....
32507	2902	Feed Bar with 1944.....

PARTS FOR MACHINE No. 66-4

NO.	PLATE	NAME
1944	2902	Feed Bar Roller and Stud
315c	2902	" " Screw Centre
1519j	2902	" " " " Nut
32562	2902	" Cam with 1285c
1285c	2902	" " Set Screw
32600	2934	" Dog
191k	2909	" " Screw
32620	2933	" Forked Connection with 175b
175b	2909	" " " Adjusting Screw
1381k	2910	" " " Hinge Screw (eccentric)
1520j	2910	Feed Forked Connection Hinge Screw Nut
1832	2909	Feed Forked Connection Roller with 1085e
1085e	2909	Feed Forked Connection Roller Screw Stud
32510	2902	Feed Raising Bar with 1944
1301k	2902	" " " Hinge Screw
1944	2902	" " " Roller and Stud
253b	2909	" Regulating Thumb Screw
8216	2902	" Regulator
8217	2902	" " Friction Washer
42e	2902	" " Hinge Screw
32581	2933	" Rock Shaft
307c	2909	" " " Screw Centre
56814	---	" " " " " 307c with 1513j
1513j	2910	Feed Rock Shaft Screw Centre Nut
50380c	6317	Machine Hinge Connection Set Screw
32668	2934	Needle Bar with 32519
66558	2934	" " Bushing
1133e	2934	" " " Set Screw
*32515	2934	" " Connecting Link with 930e
32669	---	" " " " 32515 with 66559
32670	---	Needle Bar Connecting Link 32669 with 1130e and 32578
930e	2934	Needle Bar Connecting Link Adjusting Screw
1130e	2934	Needle Bar Connecting Link Cap Screw
66559	2934	" " " Stud with 1353c
1353c	2934	" " " Set Screw
32517	2934	" " Crank with 1036c, 1134c and 1259c
1134c	2934	Needle Bar Crank Position Screw
1259c	2934	" " " Set Screw

PARTS FOR MACHINE No. 66-4

NO.	PLATE	NAME
21360	2934	Needle Bar Hole Plug
66639	2934	" " Thread Guard
665b	2934	" " " " Screw
66561	2934	" " Timing Gauge
2054	2934	" Clamp with 552c
552c	2934	" " Thumb Screw
32519	2934	" Stop Pin
32520	2935	Oscillating Hook
32656	2935	" " Bell Crank
32657	---	" " " " 32656 with 50561j
50561j	2935	Oscillating Hook Bell Crank Hinge Screw
32522	2935	" " Bobbin
32590	2935	" " " Case with 1172e, 1173d and 32567
32659	2935	Oscillating Hook Bobbin Case Position Bracket
32660	---	Oscillating Hook Bobbin Case Position Bracket complete, Nos. 662d, 32528, 32598, 32599, 32659, 32661 to 32664, 50579d and 50580e
32661	2935	Oscillating Hook Bobbin Case Cushion Spring
662d	2935	Oscillating Hook Bobbin Case Cushion Spring Screw
32662	2935	Oscillating Hook Bobbin Case Position Bracket Hinge Stud
50611j	2935	Oscillating Hook Bobbin Case Position Bracket Hinge Stud Set Screw
32663	2935	Oscillating Hook Bobbin Case Position Bracket Latch
50579d	2935	Oscillating Hook Bobbin Case Position Bracket Latch Screw
32598	2935	Oscillating Hook Bobbin Case Position Bracket Oil Pad (felt) per 100
32599	2935	Oscillating Hook Bobbin Case Position Bracket Oil Pad Holder
1172f	2935	Oscillating Hook Bobbin Case Tension Regulating Screw
32567	2935	Oscillating Hook Bobbin Case Tension Spring
1173d	2935	Oscillating Hook Bobbin Case Tension Spring Screw
32664	2935	Oscillating Hook Bobbin Ejector
50580e	2935	" " " " Hinge Screw Stud

NO.	PLATE	NAME
3252S	2935	Oscillating Hook Bobbin Ejector Spring
3252L	2935	" " Connecting Link
1132K	2935	" " " Hinge Screw
32594	2936	Oscillating Hook Crank with 1485J
1485J	2936	" " " Clamping Screw
32531	2933	" " Pitman with two 175J
175J	2909	" " " Adjusting Screw
44K	2909	" " " Screw Stud (left)
1216C	2909	Oscillating Hook Pitman Screw Stud (right)
1520J	2910	Oscillating Hook Pitman Screw Stud (right) Nut
216K	2909	Oscillating Hook Pitman Screw Stud (right) Cap Screw
32569	2932	Oscillating Hook Slide
32570	2902	" " " Friction Spring
226D	2902	" " " " " Screw
32665	2933	Presser Bar
32535	2936	" " Guide Bracket with 400K and 453C
400K	2936	Presser Bar Guide Bracket Adjusting Screw
453C	2936	Presser Bar Guide Bracket Set Screw
32536	2936	" " Lifter
85E	2936	" " " Screw
3100	2933	" " Spring
2070	2936	" " Washer
32666	2934	" Foot
286B	2909	" " Thumb Screw
263B	2909	Pressure Regulating Thumb Screw
32621	2936	Slack Thread Regulator
219E	2936	" " " Screw
2102	2936	Tension Disc
1560B	2936	" Regulating Thumb Nut
32572	2936	" Releasing Disc
32573	2936	" " Lever
97E	2936	" " " Hinge Screw
12329	2936	" " " Spring
32574	2936	" " Pin
1274J	2936	" Screw Stud
8238	2936	" Spring
32654	---	Tension complete, Nos. 1274J, 1560B, 8238, 32572, 32574 to 32576 and two 2102
26075	6317	Thread Cutter and Holder

NO.	PLATE	NAME
8422	2936	Thread Guard (head of arm)
32578	2936	" Take-up Crank
1036C	2936	" " " Set Screw
32541	2936	" " Lever
32542	---	Thread Take-up Lever complete, Nos. 32541, 32543 and 32544
32543	2936	Thread Take-up Lever Hinge Stud
32544	2936	" " " Link
1131C	2936	" " " " Hinge Screw
32575	2936	" " Spring
32576	2936	" " " Regulator
453C	2936	" " " Set Screw
32602	2934	Throat Plate for 32600
691A	2909	" " Screw

MACHINE No. 66-5

FOR FAMILY USE. HAS SQUARE SEAT ON PRESSER BAR AND OSCILLATING HOOK BOBBIN CASE POSITION BRACKET HINGED TO THROW OUT FOR THE EASY REMOVAL OF THE BOBBIN CASE.

This Machine is the same as No. 66-4 with the addition of the following:

HAND ATTACHMENT PARTS

NO.	PLATE	NAME
*94002	2937	Body
33647	2937	" Bracket
183E	2938	" " Screw
80023	2937	Crank Handle (wood)
94012	2937	" " Spindle
8280	2938	" Hinge Pin
8435	2937	" Lever
8281	2938	" Lock Pin
8282	2938	" " " Spring
94005	---	Crank complete, Nos. 8435, 80023 and 94012
94006	2938	Driver
33643	---	" Finger
94007	2938	" " 33643 with 8390, 8391 and 94009
80018	2938	Driver Finger Hinge Pin
94008	2938	" " Lock Pin
8388	2938	" " " Spring
94009	2938	" " Sheath (leather)
8390	2938	" " " Plate

NO.	PLATE	NAME
8391	2938	Driver Finger Sheath Staple.....
8392	2937	Gear with 8281 and 8282.....
94016	2937	" Cover.....
399A	2938	" " Screw.....
659D	2938	" Screw Stud.....
8394	2938	Pinion.....
80028	2938	" Dowel Pin..... per 100
660D	2938	" Screw Stud.....
94018	---	Hand Attachment complete, Nos. 137B, 659D, 660D, 8280, 8388, 8392, 8394, 33647, 80018, 80028, 94002, 94005 to 94008, 94016 and two each 183E and 399A.....
137B	2938	Hand Attachment Screw.....

ACCESSORIES

NO.	PLATE	NAME
36569	2913	Oiler with 36571.....
36570	---	" 36569, filled with oil.....
36571	2913	" Spout, 1 $\frac{3}{4}$ in. long, with 36807.....
36807	2929	" " Washer (leather).....
120329	---	Machine Cover.....

ATTACHMENT SET

NO.	PLATE	NAME
36594	5636	Binder.....
25527B	5635	Cloth Guide.....
287B	5635	" " Thumb Screw.....
35931	5636	Hemmer (adjustable).....
---	---	Needles (six).....
32522	2935	Bobbins (five).....
25537	5635	Screw Driver (machine).....
25538	5635	" " (shuttle tension).....
36583	5637	Tucker.....
120359	---	Attachment Set, Nos. 287B, 25527B, 25537, 25538, 35931, 36583, 36594, five 32522 and six needles.....
120290	8313	Ruffler.....
120360	---	Attachment Set complete, Nos. 120290 and 120359.....

BIAS GAUGE

NO.	PLATE	NAME
25525	5635	Bias Gauge.....

BRAIDER

NO.	PLATE	NAME
25510	5647	Braider.....
289B	2936	" Thumb Screw.....

CORDER (Bow)

FOR TOP CORDING

NO.	PLATE	NAME
26398	1950	Corder Bow.....
4604	2934	" " Rivet..... per 100
25789	1950	" " Tip.....
25794	1950	Presser Foot.....
26399	1950	Corder (bow) complete, Nos. 4604, 25789, 25794 and 26398.....
190D	933	Corder Screw.....

DARNING FOOT (Spring)

NO.	PLATE	NAME
*86291	---	Darning Foot.....
86292	---	Darning Foot Clamp, Nos. 86295 and 86296.....
*86295	---	Darning Foot Clamp Body.....
*86296	---	" " " Guide.....
SS476C	4922	" " " Thumb Screw.....
66646	4922	" " Spring.....
36658	4922	" " " Rivet..... per 100
86294	4922	Darning Foot (spring) complete, Nos. SS476C, 36658, 66646, 86291 and 86292

EDGE STITCHER

NO.	PLATE	NAME
36865	4919	Edge Stitcher.....

EMBROIDERY ATTACHMENT

FOR ONE THREAD

NO.	PLATE	NAME
26521	1018	Driving Lever with 26536
22232	1018	" " Friction Washer
26784	1018	" " Hinge Stud
26523	1018	" " Washer
26524	1004	Frame with 26525
26525	1004	" Block
26527	1018	Looper
468c	1018	" Set Screw
26528	1018	Scroll with 468c
26529	1018	" Carrier with 26531
22232	1018	" " Friction Washer
26530	1018	" " Hinge Stud
26531	1018	" " Pin
26532	1018	" Cover
26533	1018	" Driving Lever with 26534
26534	1018	" " " Stud
26535	1004	Spool Pin, for arm of machine
26536	1018	Thread Bracket
9859	1018	" " Rivet (for repairs only)per 100
26537	1018	Thread Eyelet
26785	1018	" Retaining Spring
240D	1018	" " " Screw
26538	1004	Embroidery Attachment complete, Nos. 240D, 26521, 26523, 26524, 26527 to 26530, 26532, 26533, 26535, 26537, 26784, 26785 and two 22232

EMBROIDERY ATTACHMENT

FOR TWO THREADS

NO.	PLATE	NAME
35483	933	Body
35484	933	" Block
12152	933	" " Rivet.....per 100
35485	935	Driving Lever
35486	935	" " Arm (lower)
35487	935	" " " (upper)
35488	933	" " " Guide
35489	935	" " " Hinge Stud
35490	935	" " " Spring
35491	935	" " " Hinge Stud

EMBROIDERY ATTACHMENT

NO.	PLATE	NAME
35492	935	Thread Carrier (left)
35493	935	" " " Hinge Stud
35494	935	" " " (right)
50139B	935	" " " Hinge Screw
35495	935	" " Friction Plate
35496	933	Embroidery Attachment, Nos. 190B, 12152, 35483 to 35488, 35490 to 35495, 35498, 50139B and two 35489
190B	933	Embroidery Attachment Screw
35497	936	Spool Bracket
35498	936	" " Stud
1422B	936	" " Tension Regulating Thumb Screw
35499	936	Spool Bracket Tension Spring
35500	936	" " " " Position Pin
35500	936	" " Thread Guide Pin
35501	936	" " Wire
35502	936	" " " Hinge Stud
35503	936	" " " " " Washer
35504	936	Spool Bracket complete, Nos. 1422B, 35497, 35499, 35502, 35503 and two each 35500 and 35501
35505	—	Embroidery Attachment complete, Nos. 35496 and 35504

FEED COVER PLATES

NO.	PLATE	NAME
32622	2926	Feed Cover Plate (flat top) for art work
32589	2926	" " " (oval top) for art work

FELLER

NO.	PLATE	NAME
36835	4922	Feller (foot)

HEMMERS

NO.	PLATE	NAME
25901	—	Hemmer (foot) $\frac{1}{16}$ in. hem, for silk ties
36333	4919	" " " " " " chiffon and silk
35996	4909	Hemmer (foot) $\frac{5}{16}$ in. hem
35857	4909	" " " " $\frac{1}{8}$ in. hem
25895	—	" " " " " for shirt work

HEMMERS

NO.	PLATE	NAME
35884	4919	Hemmer (foot) $\frac{3}{8}$ in. hem.....
36469	—	“ “ for chiffon and silk, slotted for lace.....
6267	4909	Hemmer Folder.....
25888	4909	“ Tongue.....

NOTE: When ordering Nos. 6267 or 25888 give width of hem and No. of Hemmer for which it is required.

HEMSTITCHER

NO.	PLATE	NAME
28915	4909	Hemstitcher.....

PRESSER FEET

NO.	PLATE	NAME
15429	4922	Presser Foot, for stitching on edge and inserting cord.....
28831	4922	Presser Foot, for darning.....
36055	4922	“ “ with 665B and 36056, for blind stitch braiding, for soutache braid
36056	4922	Presser Foot Braid Guide.....

NOTE: When ordering Nos. 36055 or 36056 send sample of braid for which it is to be used.

665B	4919	Presser Foot Braid Guide Screw.....
36058	4919	“ “ with 665B and 36059, for blind stitch cording, to turn small curves
36059	4919	Presser Foot Cord Guide.....

NOTE: When ordering Nos. 36058 or 36059 send sample of cord for which it is to be used.

36067	4919	Presser Foot, for braiding, for art work, for braid $\frac{1}{8}$ in. to $\frac{3}{8}$ in. wide.....
-------	------	---------------------------------------------------------------------------------------------------------

NOTE: When ordering No. 36067 state the size or send a sample of the braid for which it is to be used.

QUILTERS

NO.	PLATE	NAME
85301	5647	Quilter Bar.....
85302	5647	“ Guide.....
25515	5647	Quilter complete, Nos. 85301 and 85302..
35932	5636	Quilter.....

RUFFLER

NO.	PLATE	NAME
120290	8313	Ruffler.....
120334	—	“ 120290 with 35960.....
35960	4383	“ Shirring Plate.....

TUBULAR TRIMMING ATTACHMENT

NO.	PLATE	NAME
35983	4922	Strip Wire.....

NOTE: When ordering No. 35983, state size of Attachment for which it is to be used.

35984	4922	Presser Foot (strip folding) with tube..
25539	5635	Stiletto.....
35985	—	Tubular Trimming Attachment complete, for making $\frac{3}{8}$ in., $\frac{1}{2}$ in. and $\frac{5}{8}$ in. trimmings, Nos. 25539, 35983 and 35984

NOTE: When ordering No. 35985, state size required.

TUCK FOLDER

NO.	PLATE	NAME
225923	2928	Folder.....
171A	2929	“ Adjusting Screw.....
36090	2928	“ Arm with 50068E.....
50066E	2929	“ Screw Stud.....
50067D	2929	“ “ “ Cap Screw.....
19044	2929	“ “ “ “ “ Spring Washer.....
1704B	2929	Folder Screw Stud Thumb Nut.....
202600	2929	“ “ “ “ “ Washer..
225926	2928	Space Gauge.....
50068E	2929	“ “ Screw Stud.....
1705B	2929	“ “ “ “ “ Thumb Nut
202603B	2929	“ “ “ “ “ “ “ Washer.....

36091	2928	Tuck Folder complete, for small pieces of goods, Nos. 171A, 1704B, 1705B, 19044, 36090, 50066E, 50067D, 202600, 202603B, 225923, 225926 and two 1483H.....
-------	------	---------------------------------------------------------------------------------------------------------------------------------------------------------------------

1483H	2929	Tuck Folder Thumb Screw.....
36092	4919	Presser Foot.....

UNDER BRAIDER

NO.	PLATE	NAME
35963	4383	Under Braider.....

BOBBIN WINDER (Automatic)

NO.	PLATE	NAME
15376	2939	Adjusting Arm.....
50058B	2939	" " Screw.....
15072	2939	Bobbin Position Pin.....per 100
32604	2933	Bracket (belt cover).....
180B	2939	" " Screw.....
15413	2939	Frame.....
32655	---	" 15413 with 571c, 15288 and 32550
50059B	2939	" Hinge Screw.....
15286	2939	" Spring.....
15287	2939	Friction Ring (rubber).....
15288	2939	Pulley.....
32550	2939	Spindle with 15072.....
571c	2939	" Worm.....
32625	2939	Stop Latch.....
50230B	2939	" " Hinge Screw.....
15291	2939	" " Spring.....
32628	2939	Thread Guide.....
50061B	2939	" " Hinge Screw.....
15366	2939	" " Spring.....
15416	2939	Worm Wheel and Thread Guide Cam....
2749	2939	" " " " " " " Friction Washer.....
50B	2939	Worm Wheel and Thread Guide Cam Screw Stud (eccentric).....
1528J	2939	Worm Wheel and Thread Guide Cam Screw Stud Nut.....
32629	---	Bobbin Winder (automatic) complete, Nos. 50b, 1528J, 2749, 15286, 15287, 15291, 15366, 15376, 15416, 32604, 32625, 32628, 32655, 50058b, 50059b, 50061b and 50230b.....

STAND

ROCKING TREADLE, BALL BEARING PITMAN, CABINET TABLE

NO.	PLATE	NAME
25442	6321	Band Wheel, 12½ in. diam., with 972c....
46515	6321	" " Crank.....

NO.	PLATE	NAME
46624	---	Band Wheel Crank and Pitman (ball bearing) complete, Nos. 1520r, 25371, 46506 to 46510, 46515, 46655 and six 25362.....
46511	---	Band Wheel Crank and Pitman (ball bearing) complete, Nos. 46624 and 46630.....
297c	3826	Band Wheel Crank Screw Centre.....
46629	---	" " " " " 297c with 1507r.....
1507r	3826	Band Wheel Crank Screw Centre Nut....
972c	3826	" " Set Screw.....
82887	---	Belt, size ¾ in., length 68 in., with 25027
83031	4925	" Guide.....
1288R	2910	" " Screw.....
25027	2940	" Hook.....
46525	2913	" Shifter.....
34r	2909	" " Hinge Screw.....
25033	2940	" " Spring.....
82896	6321	Brace with three 46629.....
748r	3826	" Screw.....
46526	---	Dress Guard.....
25049	6321	Dress Guard complete, Nos. 34r, 25033, 46525 and 46526.....
504r	2909	Dress Guard Bolt with 1510r.....
1510r	2910	" " " Nut.....
25444	6321	Leg with two each 25068 and 25069.....
25068	2913	" Roller.....
25069	2913	" " Pin.....
25362	3826	Pitman Ball, size ¾ in.....per 100
46506	3826	" " Bearing Adjusting Screw Ring.....
46507	3826	Pitman Ball Bearing Adjusting Screw Ring Locking Washer (brass)... per 100
46508	3826	Pitman Ball Bearing Ring.....
46509	3826	" " Case.....
46655	3826	" " Separator.....
46510	6321	" Rod with 25360.....
25360	---	" " Ball.....
25371	3826	" " Bushing.....
25361	3826	" " " Screw Bearing.....
46630	---	" " " " " 25361 with 1670E.....
1670E	3826	Pitman Rod Ball Screw Bearing Nut ..
1520r	3826	" " Lock Nut.....
25406	6321	Treadle.....
297c	3826	" Screw Centre.....

NO.	PLATE	NAME
46629	—	Treadle Screw Centre 297c with 1507R.
1507R	3826	" " " Nut.
25086	6321	Wrench for 1507, 1510 and 1670.
25200	6321	" " 972.
82953	—	Stand (iron work) complete, Nos. 504R, 1288R, 25049, 25086, 25200, 25406, 25442, 46511, 82896, 83031, two 25444 and four 748R.

TRIMMINGS FOR CABINET TABLE

NO.	PLATE	NAME
87605	6317	Centre Drawer Hinge Bracket with two wood screws $\frac{1}{2}$ in. No. 7.
87606	6317	Centre Drawer Hinge Bracket Plate with two wood screws $\frac{1}{2}$ in. No. 7.
56441	2917	Centre Drawer Lock with two wood screws $\frac{1}{2}$ in. No. 2.
28076	2917	Centre Drawer Lock Escutcheon.

NOTE: When ordering No. 28076, state finish

28233	712	Centre Drawer Lock Key.
56260	6321	Counterbalance Spring.
56261	6321	" " Adjusting Collar
50251E	6317	" " " "
		Bolt with 1734E.
1734E	6317	Counterbalance Spring Adjusting Collar Bolt Nut.
9281	6317	Counterbalance Spring Adjusting Collar Bolt Nut Washer.
56262	6321	Counterbalance Spring Bracket (hinge).
28235	712	Hinge, round end, for machine platform flap.

NOTE: When ordering No. 28235, state finish.

28234	712	Hinge, round ends, for top leaf.
		NOTE: When ordering No. 28234, state finish.
25152	2940	Machine Cushion (felt).
25070	2940	" " Tack (rubber).
56348	4924	" Hinge Connection.
2809	2940	" " Hinge Pin.
15263	2940	" " Plate.
56349	—	Machine Hinge complete, Nos. 2809, 15263, 56348 and wood screw 1 in. No. 10.

NOTE: When ordering No. 56349, state finish.

NO.	PLATE	NAME
56263	6321	Machine Lifting Plate.
56319	—	" " " 56263 with 28123 and 56262.
28123	2940	Machine Lifting Plate Hinge Pin.
56264	6321	Machine Lifting Plate complete, Nos. 9281, 50251E, 56260, 56261 and 56319.
56429	2917	Partition Lock (revolving bolt, double).
56430	2917	" " (revolving bolt, single).
28076	2917	" " Escutcheon.

NOTE: When ordering No. 28076, state finish

28233	712	Partition Lock Key.
28125	712	Shield Supporting Bracket.
25047	2913	Skeleton Drawer Case Drawer Spring.
46612	2913	" " " Support with two wood screws $\frac{1}{2}$ in. No. 7 R. H. B.

TRIMMINGS FOR DRAWING ROOM CABINET

NO.	PLATE	NAME
28210	2917	Attachment Tray Pull (leather).
28211	2917	" " " Washer.
28205	2941	Band Wheel with 972c.
28005	2941	" " Bracket with 302c and 1507R.
28206	2941	" " Crank.
28248	—	Band Wheel Crank and Pitman (ball bearing) complete, Nos. 1520R, 25371, 28206, 28247, 46506 to 46509, 46655, 56317 and six 25362.
	302c	2909 Band Wheel Crank Screw Centre.
	1507R	3826 " " " " Nut.
	972c	3826 " " Set Screw.
25488	—	Belt, size $\frac{3}{8}$ in., length 66 $\frac{1}{2}$ in., with 25027.
28012	2917	" Guide Screw Eye.
25027	2940	" Hook.
46525	2913	" Shifter.
124333	4925	" " Bracket.
124334	—	Belt Shifter complete, Nos. 34R, 25033, 46525 and 124333.
	34R	2909 Belt Shifter Hinge Screw.
25033	2940	" " Spring.
28016	712	Cabinet Case Roller (iron).
28017	712	" " " Frame.
28018	2940	" " " Pin.

22 TRIMMINGS FOR DRAWING ROOM CABINET

NO.	PLATE	NAME
28019	712	Cabinet Case Roller complete, Nos. 28016 to 28018.....
56260	6321	Counterbalance Spring.....
56261	6321	“ “ Adjusting Collar.....
50251E	6317	“ “ “ “.....
		Bolt with 1734E.....
1734E	6317	Counterbalance Spring Adjusting Collar Bolt Nut.....
9281	6317	Counterbalance Spring Adjusting Collar Bolt Nut Washer.....
56262	6321	Counterbalance Spring Bracket (hinge).....
124315	4924	Door (left) Lock.....
28076	2917	“ “ “ Escutcheon.....
NOTE: When ordering No. 28076, state finish.		
28233	712	Door (left) Lock Key.....
56356	4924	“ “ “ Plate.....
15232	2941	Drip Pan.....
28253	712	Hinge, 1 in. x 1 $\frac{1}{8}$ in., for doors.....
NOTE: When ordering No. 28253, state finish.		
28235	712	Hinge, round end, for machine platform flap.....
NOTE: When ordering No. 28235, state finish.		
28234	712	Hinge, round ends, for top leaf.....
NOTE: When ordering No. 28234, state finish.		
28291	4924	Hinge, for shield.....
25152	2940	Machine Cushion (felt).....
56348	4924	“ Hinge Connection.....
2809	2940	“ “ “ Hinge Pin.....
15263	2940	“ “ “ Plate.....
56349	—	Machine Hinge complete, Nos. 2809, 15263, 56348 and wood screw 1 in. No. 10.....
NOTE: When ordering No. 56349, state finish.		
124381	6432	Machine Lifting Plate.....
124382	—	“ “ “ 124381 with 28123 and 56262.....
28123	2940	Machine Lifting Plate Hinge Pin.....
124383	—	Machine Lifting Plate complete, Nos. 9281, 50251E, 56260, 56261 and 124382.....
25362	3826	Pitman Ball, size $\frac{3}{16}$ in. per 100
46506	3826	“ “ Bearing Adjusting Screw Ring.....
46507	3826	Pitman Ball Bearing Adjusting Screw Ring Locking Washer (brass).... per 100

TRIMMINGS FOR DRAWING ROOM CABINET 23

NO.	PLATE	NAME
46508	3826	Pitman Ball Bearing Ring.....
46509	3826	“ “ Case.....
46655	3826	“ “ Separator.....
28247	2941	“ Rod with 25360.....
*25360	—	“ “ Ball.....
25371	3826	“ “ “ Bushing.....
56253	2917	“ “ “ Screw Bearing.....
56317	—	“ “ “ “ “ 56253 with 1670E.....
1670E	3826	Pitman Rod Ball Screw Bearing Nut....
1520R	3826	“ “ Lock Nut.....
124351	4925	Shield Chain, 5 $\frac{1}{2}$ in. long, with 124352 and wood screw $\frac{1}{2}$ in. No. 5 R. H. B.
124352	4925	Shield Chain Hook.....
56496	4924	Spring Catch, for doors.....
56497	4924	“ “ Cup.....
28208	2941	Treadle.....
50574C	2940	“ Screw Centre.....
124331	4925	“ “ “ Bracket.....
124332	—	Treadle Screw Centre Bracket complete, Nos. 1507R, 50574C and 124331.....
1507R	3826	Treadle Screw Centre Nut.....
25086	6321	Wrench for 1507 and 1670.....
25200	6321	“ “ 972.....

TRIMMINGS FOR OPEN-SIDE DRAWING ROOM CABINET

NO.	PLATE	NAME
25442	6321	Band Wheel, 12 $\frac{1}{2}$ in. diam., with 972C....
46515	6321	“ “ Crank.....
28260	—	Band Wheel Crank and Pitman (ball bearing) complete, Nos. 1520R, 25371, 28267, 46506 to 46509, 46515, 46655, 56317 and six 25362.....
56446	6322	Band Wheel Crank Frame with two 46629
28262	6322	“ “ “ “ Bracket with 28263.....
28263	6317	Band Wheel Crank Frame Bracket Cushion (leather).....
649E	2909	Band Wheel Crank Frame Screw.....
297C	3826	“ “ “ Screw Centre.....
46629	—	“ “ “ “ “ 297C with 1507R.....

NO.	PLATE	NAME
1507R	3826	Band Wheel Crank Screw Centre Nut....
972C	3826	" " Set Screw.....
25135	—	Belt, size $\frac{3}{8}$ in., length 67 $\frac{1}{2}$ in., with 25027
28266	2933	" Guide.....
25027	2940	" Hook.....
46525	2913	" Shifter.....
34R	2909	" " Hinge Screw.....
25033	2940	" " Spring.....
28016	712	Cabinet Case Roller (iron).....
28017	712	" " " Frame.....
28018	2940	" " " Pin.....
28019	712	Cabinet Case Roller complete, Nos. 28016 to 28018.....
56260	6321	Counterbalance Spring.....
56261	6321	" " Adjusting Collar.....
50251E	2910	" " " " Bolt with 1734E.....
1734E	2910	Counterbalance Spring Adjusting Collar Bolt Nut.....
9281	2913	Counterbalance Spring Adjusting Collar Bolt Nut Washer.....
56262	6321	Counterbalance Spring Bracket (hinge)....
28278	—	Door Drawer Lock Plate (brass).....
28279	4270	" " " " (oxidized).....
28280	—	" " " " Hub Key (brass).....
28281	4270	" " " " " " " " oxidized).....
28283	4270	Door Hinge.....
NOTE: When ordering No. 28283, state finish.		
28284	4270	Door Lock with four round head wood screws $\frac{3}{4}$ in. No. 4.....
NOTE: When ordering No. 28284, state finish.		
28286	4270	Door Lock Key.....
NOTE: When ordering No. 28286, state finish.		
28288	4270	Door Lock Key Hole Escutcheon with two round head wood screws $\frac{3}{8}$ in. No. 2.....
NOTE: When ordering No. 28288, state finish.		
56254	4270	Door Lock Plate.....
56499	4924	" Stop (felt).....
46526	—	Dress Guard.....
25049	6321	Dress Guard complete, Nos. 34R, 25033, 46525 and 46526.....
504R	2909	Dress Guard Bolt with 1510R.....
1510R	2910	" " " Nut.....

NO.	PLATE	NAME
28235	712	Hinge, round end, for machine platform flap.....
NOTE: When ordering No. 28235, state finish.		
28234	712	Hinge, round ends, for top leaf.....
NOTE: When ordering No. 28234, state finish.		
25152	2940	Machine Cushion (felt).....
56348	4924	" Hinge Connection.....
2809	2940	" " " Hinge Pin.....
15263	2940	" " " Plate.....
56349	—	Machine Hinge complete, Nos. 2809, 15263, 56348 and wood screw 1 in. No. 10.....
NOTE: When ordering No. 56349, state finish.		
124384	6432	Machine Lifting Plate.....
124385	—	" " " 124384 with 28123 and 56262.....
28123	2940	Machine Lifting Plate Hinge Pin.....
124386	—	Machine Lifting Plate complete, Nos. 9281, 50251E, 56260, 56261 and 124385.....
25362	3826	Pitman Ball, size $\frac{3}{8}$ in. per 100
46506	3826	" " Bearing Adjusting Screw Ring.....
46507	3826	Pitman Ball Bearing Adjusting Screw Ring Locking Washer (brass).... per 100
46508	3826	Pitman Ball Bearing Ring.....
46509	3826	" " Case.....
46655	3826	" " Separator.....
28267	6322	" Rod with 25360.....
*25360	—	" " Ball.....
25371	3826	" " Bushing.....
56253	2917	" " " Screw Bearing.....
56317	—	" " " " " 56253 with 1670E.....
1670E	3826	Pitman Rod Ball Screw Bearing Nut....
1520R	3826	" " Lock Nut.....
124351	4925	Shield Chain, 5 $\frac{1}{2}$ in. long, with 124352 and wood screw $\frac{1}{2}$ in. No. 5 R. H. B.
124352	4925	Shield Chain Hook.....
28290	4270	Top Leaf Support Cushion (rubber).....
25406	6321	Treadle.....
28268	4270	" Centre.....
56450	6432	" " Bracket with 28268.....
297C	3826	" Screw Centre.....
46629	—	" " " 297C with 1507R....
1507R	3826	" " " Nut.....
25086	6321	Wrench for 1507, 1510 and 1670.....
25200	6321	" " 972.....

TRIMMINGS FOR PORTABLE CASE

NO.	PLATE	NAME
25070	2940	Base Cushion Tack rubber.....
124402	6432	" Till Lid
124403	—	Base Till Lid complete, Nos. 124362, 124363, 124402 and two 124364.....
124362	4924	Base Till Lid Latch.....
124363	4924	" " " " Button.....
124364	4924	" " " " " Washer.....
56498	4924	Cover Cushion felt.....
56494	4924	" Hook
56495	4924	" " Plate.....
56251	2940	" Lock.....
28076	2917	" " Escutcheon.....
NOTE: When ordering No. 28076, state finish		
28233	712	Cover Lock Key
87427	2940	" " Plate
87555	4925	" Re-enforcing Plate.....
15214	1962	Drip Pan.....
28088	2940	Handle wood
50549B	2940	" Bolt
NN83J	2940	" " Nut.....
28229	2940	" Hinge Pin.....
124307	4924	" Link.....
124308	—	" " 124307 with 28229 and 50549B.....
28231	2940	Handle Stud.....
124309	—	Handle complete, Nos. 28088, 28231, 87555 and two each NN83J and 124308
124387	4924	Machine Button
124388	—	" " 124387 with 56493.....
124389	—	" " 124388 with 732B, 22436R and 124390
56493	4924	Machine Button Cushion leather.....
732B	2940	" " Thumb Screw
124390	4924	" " " " Bushing.....
22436R	4924	" " " " Washer.....
87721	4924	" Hinge Connection.....
8295	2940	" " " Hinge Pin.....
87722	4924	" " Head
SS368J	6317	" " " Screw
87572	6317	" " " Washer
87723	—	Machine Hinge complete, Nos. SS368J, 8295, 87572, 87721 and 87722.....
28242	6317	Machine Nest Cushion leather with 5604
5604	2940	" " " Pin.....per 100

NUMERICAL LIST OF PARTS

FOR

MACHINES

Nos. 66-4 and 66-5

NUMERICAL LIST OF PARTS

NO. PLATE	NAME
34R 2909	Belt Shifter Hinge Screw for 25049 and 124334.....
42E 2902	Feed Regulator Hinge Screw.....
44K 2909	Oscillating Hook Pitman Screw Stud (left).....
50B 2939	Bobbin Winder Worm Wheel and Thread Guide Cam Screw Stud (eccentric) for 32629.....
NN83J 2940	Handle Bolt Nut for 124309.....
85E 2936	Presser Bar Lifter Screw.....
97E 2936	Tension Releasing Lever Hinge Screw..
107B 2909	Face Plate Screw.....
122E 2909	Arm Rock Shaft Adjusting Screw for 8203
137B 2938	Hand Attachment Screw for 94018.....
171A 2929	Tuck Folder Adjusting Screw for 36091..
175B 2909	Feed Forked Connection Adjusting Screw for 32620.....
175J 2909	Oscillating Hook Pitman Adjusting Screw for 32531.....
180B 2939	Bobbin Winder Bracket Screw for 32604
183E 2938	Hand Attachment Body Bracket Screw for 94018.....
190D 933	Corder Screw for 26399.....
190B 933	Embroidery Attachment Screw for 35496
191K 2909	Feed Dog Screw.....
216K 2909	Oscillating Hook Pitman Screw Stud (right) Cap Screw.....
219E 2936	Slack Thread Regulator Screw.....
226D 2902	Oscillating Hook Slide Friction Spring Screw.....
240D 1018	Embroidery Attachment Thread Retaining Spring Screw for 26538.....
248A 2909	Clamp Stop Motion Clamp Stop Screw for 32619.....
253B 2909	Feed Regulating Thumb Screw.....
256B 2932	Clamp Stop Motion Clamp Screw for 32619.....
263B 2909	Pressure Regulating Thumb Screw.....
286B 2909	Arm Side Cover Thumb Screw.....
286B 2909	Presser Foot Thumb Screw.....
287B 5635	Cloth Guide Thumb Screw for 126359..
289B 2936	Braider Thumb Screw for 25510.....
297c 3826	Band Wheel Crank Screw Centre for 46629

NO. PLATE	NAME
297c 3826	Treadle Screw Centre for 46629.....
301c 2909	Arm Rock Shaft Screw Centre (lower) ..
302c 2909	Band Wheel Crank Screw Centre for 28005
307c 2909	Feed Rock Shaft Screw Centre for 56814.
315c 2902	“ Bar Screw Centre.....
SS368J 6317	Machine Hinge Head Screw for 87723.....
399A 2938	Hand Attachment Gear Cover Screw for 94018.....
400K 2936	Presser Bar Guide Bracket Adjusting Screw for 32535.....
443A 2902	Arm Shaft Bushing Set Screw.....
453c 2936	Presser Bar Guide Bracket Set Screw for 32535.....
453c 2936	Thread Take-up Spring Regulator Set Screw.....
468c 1018	Embroidery Attachment Looper Set Screw for 26528.....
SS476c 4922	Darning Foot Clamp Thumb Screw for 86294.....
504R 2909	Dress Guard Bolt with 1510R, for 82953 and Trimmings for Open-Side Drawing Room Cabinet.....
552c 2934	Needle Clamp Thumb Screw for 2054.....
571c 2939	Bobbin Winder Spindle Worm for 32655
649E 2909	Arm Screw.....
649E 2909	Band Wheel Crank Frame Screw (Trim- mings for Open-Side Drawing Room Cabinet).....
659D 2938	Hand Attachment Gear Screw Stud for 94018.....
660D 2938	Hand Attachment Pinion Screw Stud for 94018.....
662D 2935	Oscillating Hook Bobbin Case Cushion Spring Screw for 32660.....
665B 2934	Needle Bar Thread Guard Screw.....
665B 4919	Presser Foot Braid Guide Screw for 36055 and 36058.....
691A 2909	Throat Plate Screw.....
732B 2940	Machine Button Thumb Screw for 124389
748R 3826	Brace Screw for 82953.....
930E 2934	Needle Bar Connecting Link Adjusting Screw for 32515.....
972c 3826	Band Wheel Set Screw for 25442 and 28205
1036c 2936	Thread Take-up Crank Set Screw for 32517.....
1085E 2909	Feed Forked Connection Roller Screw Stud for 1832.....

NO. PLATE	NAME
1129E 2909	Bed Leg Screw.....
1130E 2934	Needle Bar Connecting Link Cap Screw for 32670.....
1131C 2936	Thread Take-up Lever Link Hinge Screw
1132K 2935	Oscillating Hook Connecting Link Hinge Screw.....
1133E 2934	Needle Bar Bushing Set Screw.....
1134c 2934	“ “ Crank Position Screw for 32517.....
1136B 2909	Face Plate Thumb Screw.....
1148c 2909	Clamp Stop Motion Flanged Bushing Set Screw for 32619.....
1172F 2935	Oscillating Hook Bobbin Case Tension Regulating Screw for 32590.....
1173D 2935	Oscillating Hook Bobbin Case Tension Spring Screw for 32590.....
1216c 2909	Oscillating Hook Pitman Screw Stud (right).....
1259c 2934	Needle Bar Crank Set Screw for 32517..
1274J 2936	Tension Screw Stud for 32654.....
1285c 2902	Feed Cam Set Screw for 32562.....
1288R 2910	Belt Guide Screw for 82953.....
1301K 2902	Feed Raising Bar Hinge Screw.....
1353c 2934	Needle Bar Connecting Stud Set Screw for 66559.....
1381K 2910	Feed Forked Connection Hinge Screw (eccentric).....
1422B 936	Embroidery Attachment Spool Bracket Tension Regulating Thumb Screw for 35504.....
1483H 2929	Tuck Folder Thumb Screw for 36091.....
1485J 2936	Oscillating Hook Crank Clamping Screw for 32594.....
1507R 3826	Band Wheel Crank Screw Centre Nut for 28005 and 46629.....
1507R 3826	Treadle Screw Centre Nut for 46629 and 124332.....
1508J 2910	Arm Rock Shaft Screw Centre (lower) Nut
1510R 2910	Dress Guard Bolt Nut for 504.....
1513J 2910	Feed Rock Shaft Screw Centre Nut for 56814.....
1519J 2902	Feed Bar Screw Centre Nut.....
1520J 2910	“ Forked Connection Hinge Screw Nut
1520J 2910	Oscillating Hook Pitman Screw Stud (right) Nut.....
1520R 3826	Pitman Rod Lock Nut for 28248, 28260 and 46624.....

NO.	PLATE	NAME
1528j	2939	Bobbin Winder Worm Wheel and Thread Guide Cam Screw Stud Nut for 32629
1560B	2936	Tension Regulating Thumb Nut for 32654
1670E	3826	Pitman Rod Ball Screw Bearing Nut for 46630 and 56317.....
1704B	2929	Tuck Folder Screw Stud Thumb Nut for 36091.....
1705B	2929	Tuck Folder Space Gauge Screw Stud Thumb Nut for 36091.....
1734E	6317	Counterbalance Spring Adjusting Collar Bolt Nut for 50251.....
1832	2909	Feed Forked Connection Roller with 1085E.....
1944	2902	Feed Bar Roller and Stud for 32507.....
1944	2902	" Raising Bar Roller and Stud for 32510.....
2002	2902	Arm Dowel Pin.....
2007	2902	" Spool Pin.....
2020	2932	Clamp Stop Motion Clamp Washer for 32619.....
2054	2934	Needle Clamp with 552c.....
2070	2936	Presser Bar Spring Washer.....
2102	2936	Tension Disc for 32654.....
2749	2939	Bobbin Winder Worm Wheel and Thread Guide Cam Friction Washer for 32629
2809	2940	Machine Hinge Connection Hinge Pin for 56349.....
3100	2933	Presser Bar Spring.....
4604	2934	Corder Bow Rivet for 26399.....per 100
5604	2940	Machine Rest Cushion Pin for 28242.....per 100
6267	4909	Hemmer Folder.....
8203	2932	Arm Rock Shaft with 122E.....
8204	2902	" " " Centre (upper).....
8216	2902	Feed Regulator.....
8217	2902	" " Friction Washer.....
8238	2936	Tension Spring for 32651.....
8280	2938	Hand Attachment Crank Hinge Pin for 94018.....
8281	2938	Hand Attachment Crank Lock Pin for 8392.....
8282	2938	Hand Attachment Crank Lock Pin Spring for 8392.....
8295	2940	Machine Hinge Connection Hinge Pin for 87723.....
8388	2938	Hand Attachment Driver Finger Lock Pin Spring for 94018.....

NO.	PLATE	NAME
8390	2938	Hand Attachment Driver Finger Sheath Plate for 94007.....
8391	2938	Hand Attachment Driver Finger Sheath Staple for 94007.....
8392	2937	Hand Attachment Gear with 8281 and 8282, for 94018.....
8394	2938	Hand Attachment Pinion for 94018.....
8422	2936	Thread Guard (head of arm).....
8435	2937	Hand Attachment Crank Lever for 94005
8505	2902	Face Plate Thread Guard Rivet for 32630.....per 100
8879	2913	Arm Spool Pin Washer (cloth).....
9281	6317	Counterbalance Spring Adjusting Collar Bolt Nut Washer for 56264, 124383 and 124386.....
9859	1018	Embroidery Attachment Thread Bracket Rivet (for repairs only) for 26536.....per 100
12152	933	Embroidery Attachment Body Block Rivet for 35496.....per 100
12329	2936	Tension Releasing Lever Spring.....
15072	2939	Bobbin Winder Bobbin Position Pin for 32550.....per 100
15214	1962	Drip Pan (Trimmings for Portable Case).
15232	2941	" " (Trimmings for Drawing Room Cabinet).....
15263	2940	Machine Hinge Plate for 56349.....
15282	2932	Balance Wheel, 2 1/4 in. pulley.....
15286	2939	Bobbin Winder Frame Spring for 32629..
15287	2939	" " Friction Ring (rubber) for 32629.....
15288	2939	Bobbin Winder Pulley for 32655.....
15291	2939	" " Stop Latch Spring for 32629.....
15366	2939	Bobbin Winder Thread Guide Spring for 32629.....
15376	2939	Bobbin Winder Adjusting Arm for 32629.
15413	2939	" " Frame for 32655.....
15416	2939	" " Worm Wheel and Thread Guide Cam for 32629.....
15429	4922	Presser Foot, for stitching on edge and inserting cord.....
19044	2929	Tuck Folder Screw Stud Cap Screw Spring Washer for 36091.....
21360	2934	Needle Bar Hole Plug.....
22232	1018	Embroidery Attachment Driving Lever Friction Washer for 26538.....

NUMERICAL LIST OF PARTS

NO.	PLATE	NAME
22232	1018	Embroidery Attachment Scroll Carrier Friction Washer for 26538.
22436R	4924	Machine Button Thumb Screw Washer for 124389.
25027	2940	Belt Hook for 25135, 25488 and 82887
25033	2940	" Shifter Spring for 25049 and 124334
25047	2913	Skeleton Drawer Case Drawer Spring (Trimnings for Cabinet Table).
25049	6321	Dress Guard complete for 82953 and Trimnings for Open-Side Drawing Room Cabinet, Nos. 34R, 25033, 46525 and 46526.
25068	2913	Leg Roller for 25444.
25069	2913	" " Pin for 25444.
25070	2940	Base Cushion Tack, rubber (Trimnings for Portable Case).
25070	2940	Machine Cushion Tack, rubber (Trimnings for Cabinet Table).
25086	6321	Wrench for 1507, 1510 and 1670, for 82953 and Trimnings for Drawing Room Cabinet and Open-Side Drawing Room Cabinet.
25135	—	Belt, size $\frac{3}{8}$ in., length $67\frac{1}{2}$ in., with 25027 (Trimnings for Open-Side Drawing Room Cabinet).
25152	2940	Machine Cushion, felt (Trimnings for Cabinet Table, Drawing Room Cabinet and Open-Side Drawing Room Cabinet).
25200	6321	Wrench for 972, for 82953 and Trimnings for Drawing Room Cabinet and Open-Side Drawing Room Cabinet.
*25360	—	Pitman Rod Ball for 28247, 28267 and 46510.
25361	3826	Pitman Rod Ball Screw Bearing for 46630
25362	3826	" Ball, size $\frac{3}{8}$ in., for 28248, 28260 and 46624 per 100
25371	3826	Pitman Rod Ball Bushing for 28248, 28260, and 46624.
25406	6321	Treadle for 82953 and Trimnings for Open-Side Drawing Room Cabinet.
25442	6321	Band Wheel, $12\frac{1}{2}$ in. diam., with 972c, for 82953 and Trimnings for Open-Side Drawing Room Cabinet.
25444	6321	Leg with two each 25068 and 25069, for 82953.
25488	—	Belt, size $\frac{3}{8}$ in., length $66\frac{1}{2}$ in., with 25027 (Trimnings for Drawing Room Cabinet).
25510	5647	Braider.

NUMERICAL LIST OF PARTS

NO.	PLATE	NAME
25515	5647	Quilter complete, Nos. 85301 and 85302
25525	5635	Bias Gauge.
25527B	5635	Cloth Guide for 120359.
25537	5635	Screw Driver (machine) for 120359.
25538	5635	" " (shuttle tension) for 120359
25539	5635	Stiletto for 35985.
25789	1950	Corder Bow Tip for 26399.
25794	1950	Presser Foot for 26399.
25888	4909	Hemmer Tongue
25895	—	" (foot) $\frac{1}{8}$ in. hem, for shirt work.
25904	—	" " $\frac{1}{16}$ in. hem, for silk ties.
26075	6317	Thread Cutter and Holder.
26398	1950	Corder Bow for 26399.
26399	1950	Corder (bow) complete, for top cording, Nos. 4604, 25789, 25794 and 26398.
26521	1018	Embroidery Attachment Driving Lever with 26536, for 26538.
26523	1018	Embroidery Attachment Driving Lever Washer for 26538.
26524	1004	Embroidery Attachment Frame with 26525, for 26538.
26525	1004	Embroidery Attachment Frame Block for 26524.
		Nos. 26527 to 26530 for 26538
26527	1018	Embroidery Attachment Looper.
26528	1018	" " Scroll with 46Sc
26529	1018	" " " Carrier with 26531.
26530	1018	Embroidery Attachment Scroll Carrier Hinge Stud.
26531	1018	Embroidery Attachment Scroll Carrier Pin for 26529.
26532	1018	Embroidery Attachment Scroll Cover for 26538.
26533	1018	Embroidery Attachment Scroll Driving Lever with 26534, for 26538.
26534	1018	Embroidery Attachment Scroll Driving Lever Stud for 26533.
26535	1004	Embroidery Attachment Spool Pin, for arm of machine, for 26538.
26536	1018	Embroidery Attachment Thread Bracket for 26521.
26537	1018	Embroidery Attachment Thread Eyelet for 26538.

NUMERICAL LIST OF PARTS

NO.	PLATE	NAME
26538	1004	Embroidery Attachment complete, for one thread, Nos. 240b, 26521, 26523, 26524, 26527 to 26530, 26532, 26533, 26535, 26537, 26784, 26785 and two 22232.
26784	1018	Embroidery Attachment Driving Lever Hinge Stud for 26538.
26785	1018	Embroidery Attachment Thread Retaining Spring for 26538.
28005	2941	Band Wheel Bracket with 302c and 1507R (Trimmings for Drawing Room Cabinet).
28012	2917	Belt Guide Screw Eye (Trimmings for Drawing Room Cabinet).
Nos. 28016 TO 28018 FOR 28019		
28016	712	Cabinet Case Roller (iron).
28017	712	" " " Frame.
28018	2940	" " " Pin.
28019	712	Cabinet Case Roller complete, Nos. 28016 to 28018 (Trimmings for Drawing Room Cabinet and Open-Side Drawing Room Cabinet).
28076	2917	Centre Drawer Lock Escutcheon (Trimmings for Cabinet Table).
28076	2917	Cover Lock Escutcheon (Trimmings for Portable Case).
28076	2917	Door (left) Lock Escutcheon (Trimmings for Drawing Room Cabinet).
28076	2917	Partition Lock Escutcheon (Trimmings for Cabinet Table).
28088	2940	Handle (wood) for 124309.
28123	2940	Machine Lifting Plate Hinge Pin for 56319, 124382 and 124385.
28125	712	Shield Supporting Bracket (Trimmings for Cabinet Table).
28205	2941	Band Wheel with 972c (Trimmings for Drawing Room Cabinet).
28206	2941	Band Wheel Crank for 28248.
28208	2941	Treadle (Trimmings for Drawing Room Cabinet).
28210	2917	Attachment Tray Pull, leather (Trimmings for Drawing Room Cabinet).
28211	2917	Attachment Tray Pull Washer (Trimmings for Drawing Room Cabinet).
28229	2940	Handle Hinge Rivet for 124308.
28231	2940	" Stud for 124309.

NUMERICAL LIST OF PARTS

NO.	PLATE	NAME
28233	712	Centre Drawer Lock Key (Trimmings for Cabinet Table).
28233	712	Cover Lock Key (Trimmings for Portable Case).
28233	712	Door (left) Lock Key (Trimmings for Drawing Room Cabinet).
28233	712	Partition Lock Key (Trimmings for Cabinet Table).
28234	712	Hinge, round ends, for top leaf (Trimmings for Cabinet Table, Drawing Room Cabinet and Open-Side Drawing Room Cabinet).
28235	712	Hinge, round end, for machine platform flap (Trimmings for Cabinet Table, Drawing Room Cabinet and Open-Side Drawing Room Cabinet).
28242	6317	Machine Rest Cushion (leather) with 5604 (Trimmings for Portable Case).
28247	2941	Pitman Rod with 25360, for 28248.
28248	—	Band Wheel Crank and Pitman (ball bearing) complete, Nos. 1520R, 25371, 28206, 28247, 46506 to 46509, 46655, 56317 and six 25362 (Trimmings for Drawing Room Cabinet).
28253	712	Hinge, 1 in. x 1 $\frac{1}{8}$ in., for doors (Trimmings for Drawing Room Cabinet).
28260	—	Band Wheel Crank and Pitman (ball bearing) complete, Nos. 1520R, 25371, 28267, 46506 to 46509, 46515, 46655, 56317 and six 25362 (Trimmings for Open-Side Drawing Room Cabinet).
28262	6322	Band Wheel Crank Frame Bracket with 28263 (Trimmings for Open-Side Drawing Room Cabinet).
28263	6317	Band Wheel Crank Frame Bracket Cushion (leather) for 28262.
28266	2933	Belt Guide (Trimmings for Open-Side Drawing Room Cabinet).
28267	6322	Pitman Rod with 25360, for 28260.
28268	4270	Treadle Centre for 56450.
Nos. 28278 TO 28281 (TRIMMINGS FOR OPEN-SIDE DRAWING ROOM CABINET)		
28278	—	Door Drawer Lock Plate (brass).
28279	4270	" " " " (oxidized).
28280	—	" " " " Hub Key (brass).
28281	4270	" " " " (oxidized).

NO.	PLATE	NAME
28283	4270	Door Hinge (Trimmings for Open-Side Drawing Room Cabinet).....
28284	4270	Door Lock with four round head wood screws $\frac{3}{4}$ in. No. 4 (Trimmings for Open-Side Drawing Room Cabinet)..
28286	4270	Door Lock Key (Trimmings for Open-Side Drawing Room Cabinet).....
28288	4270	Door Lock Key Hole Escutcheon with two round head wood screws $\frac{3}{8}$ in. No. 2 (Trimmings for Open-Side Drawing Room Cabinet).....
28290	4270	Top Leaf Support Cushion, rubber (Trimmings for Open-Side Drawing Room Cabinet).....
28291	4924	Hinge, for shield (Trimmings for Drawing Room Cabinet).....
28831	4922	Presser Foot, for darning.....
28915	4909	Hemstitcher.....
32503	2902	Arm Shaft Bushing.....
32505	2913	Bed Leg.....
32506	2932	Face Plate 32667 with 32630.....
32507	2902	Feed Bar with 1944.....
32510	2902	" Raising Bar with 1944.....
*32515	2934	Needle Bar Connecting Link with 930b, for 32669.....
32517	2934	Needle Bar Crank with 1036c, 1134c and 1259c.....
32519	2934	Needle Stop Pin for 32668.....
32520	2935	Oscillating Hook.....
32522	2935	Bobbins (five) for 120359.....
32522	2935	Oscillating Hook Bobbin.....
32528	2935	" " " Ejector Spring for 32660.....
32529	2935	Oscillating Hook Connecting Link.....
32531	2933	" " Pitman with two 175j..
32535	2936	Presser Bar Guide Bracket with 400k and 453c.....
32536	2936	Presser Bar Lifter.....
32541	2936	Thread Take-up Lever for 32542.....
32542	—	Thread Take-up Lever complete, Nos. 32541, 32543 and 32544.....
32543	2936	Thread Take-up Lever Hinge Stud for 32542.....
32544	2936	Thread Take-up Lever Link for 32542...
32550	2939	Bobbin Winder Spindle with 15072, for 32655.....
32562	2902	Feed Cam with 1285c.....

NO.	PLATE	NAME
32567	2935	Oscillating Hook Bobbin Case Tension Spring for 32590.....
32569	2932	Oscillating Hook Slide.....
32570	2902	" " " Friction Spring...
32572	2936	Tension Releasing Disc for 32654.....
32573	2936	" " Lever.....
Nos. 32574 to 32576 for 32654		
32574	2936	Tension Releasing Pin.....
32575	2936	Thread Take-up Spring.....
32576	2936	" " " Regulator.....
32578	2936	" " Crank for 32670.....
32581	2933	Feed Rock Shaft.....
32589	2926	" Cover Plate (oval top) for art work
32590	2935	Oscillating Hook Bobbin Case with 1172F, 1173b and 32567.....
32594	2936	Oscillating Hook Crank with 1485j.....
32598	2935	" " Bobbin Case Position Bracket Oil Pad (felt) for 32660, per 100
32599	2935	Oscillating Hook Bobbin Case Position Bracket Oil Pad Holder for 32660.....
32600	2934	Feed Dog.....
32602	2934	Throat Plate for 32600.....
32604	2933	Bobbin Winder Bracket (belt cover) for 32629.....
*32616	—	Arm.....
32617	2933	" Shaft.....
32618	2932	Clamp Stop Motion Flanged Bushing for 32619.....
32619	—	Clamp Stop Motion complete, Nos. 248A, 256b, 1148c, 2020 and 32618.....
32620	2933	Feed Forked Connection with 175b.....
32621	2936	Slack Thread Regulator.....
32622	2926	Feed Cover Plate (flat top) for art work
32625	2939	Bobbin Winder Stop Latch for 32629...
32628	2939	" " Thread Guide for 32629..
32629	—	Bobbin Winder (automatic) complete, Nos. 50b, 1528j, 2749, 15286, 15287, 15291, 15366, 15376, 15416, 32604, 32625, 32628, 32655, 50058b, 50059b, 50061b and 50230b.....
32630	2902	Face Plate Thread Guard with 8505, for 32506.....
32633	2932	Arm Side Cover (embossed).....
32654	—	Tension complete, Nos. 1274j, 1560b, 8238, 32572, 32574 to 32576 and two 2102

NUMERICAL LIST OF PARTS

NO.	PLATE	NAME
32655	—	Bobbin Winder Frame 15413 with 571c, 15288 and 32550, for 32629.....
32656	2935	Oscillating Hook Bell Crank for 32657...
32657	—	" " " " 32656 with 50561r.....
*32658	—	Bed.....
32659	2935	Oscillating Hook Bobbin Case Position Bracket for 32660.....
32660	—	Oscillating Hook Bobbin Case Position Bracket complete, Nos. 662d, 32528, 32598, 32599, 32659, 32661 to 32664, 50579b and 50580e.....
		Nos. 32661 to 32664 FOR 32660
32661	2935	Oscillating Hook Bobbin Case Cushion Spring.....
32662	2935	Oscillating Hook Bobbin Case Position Bracket Hinge Stud.....
32663	2935	Oscillating Hook Bobbin Case Position Bracket Latch.....
32664	2935	Oscillating Hook Bobbin Ejector.....
32665	2933	Presser Bar.....
32666	2934	" Foot.....
*32667	—	Face Plate for 32506.....
32668	2934	Needle Bar with 32519.....
32669	—	" " Connecting Link 32515 with 66559, for 32670.....
32670	—	Needle Bar Connecting Link 32669 with 1130e and 32578.....
33643	—	Hand Attachment Driver Finger for 94007
33647	2937	" " Body Bracket for 94018.....
		Nos. 35483 to 35495 FOR 35496
35483	933	Embroidery Attachment Body.....
35484	933	" " " Block..
35485	935	" " Driving Lever
35486	935	" " " " " "
		Arm (lower).....
35487	935	Embroidery Attachment Driving Lever Arm (upper).....
35488	933	Embroidery Attachment Driving Lever Arm Guide.....
35489	935	Embroidery Attachment Driving Lever Arm Hinge Stud.....
35490	935	Embroidery Attachment Driving Lever Arm Spring.....

NUMERICAL LIST OF PARTS

NO.	PLATE	NAME
35491	935	Embroidery Attachment Driving Lever Hinge Stud.....
35492	935	Embroidery Attachment Thread Carrier (left).....
35493	935	Embroidery Attachment Thread Carrier (left) Hinge Stud.....
35494	935	Embroidery Attachment Thread Carrier (right).....
35495	935	Embroidery Attachment Thread Carrier Friction Plate.....
35496	933	Embroidery Attachment, Nos. 190b, 12152, 35483 to 35488, 35490 to 35495, 35498, 50139b and two 35489, for 35505
35497	936	Embroidery Attachment Spool Bracket for 35504.....
35498	936	Embroidery Attachment Spool Bracket Stud for 35496.....
		Nos. 35499 to 35503 FOR 35504
35499	936	Embroidery Attachment Spool Bracket Tension Spring.....
35500	936	Embroidery Attachment Spool Bracket Tension Spring Position Pin.....
35500	936	Embroidery Attachment Spool Bracket Thread Guide Pin.....
35501	936	Embroidery Attachment Spool Bracket Wire.....
35502	936	Embroidery Attachment Spool Bracket Wire Hinge Stud.....
35503	936	Embroidery Attachment Spool Bracket Wire Hinge Stud Washer.....
35504	936	Embroidery Attachment Spool Bracket complete for 35505, Nos. 1422b, 35497, 35499, 35502, 35503 and two each 35500 and 35501.....
35505	—	Embroidery Attachment complete, for two threads, Nos. 35496 and 35504.....
35857	4909	Hemmer (foot) $\frac{1}{8}$ in. hem.....
35884	4919	" " $\frac{1}{8}$ in. hem.....
35931	5636	" (adjustable) for 120359.....
35932	5636	Quilter.....
35960	4383	Ruffler Shirring Plate for 120334.....
35963	4383	Under Braider.....
35983	4922	Strip Wire for 35985.....
35984	4922	Presser Foot (strip folding) with tube, for 35985.....

NUMERICAL LIST OF PARTS

NO.	PLATE	NAME
35985	—	Tubular Trimming Attachment complete, for making $\frac{3}{8}$ in., $\frac{1}{8}$ in. and $\frac{5}{8}$ in. trimmings, Nos. 25539, 35983 and 35984.
35996	4909	Hemmer (foot) $\frac{5}{8}$ in. hem.
36055	4922	Presser Foot with 665B and 36056, for blind stitch braiding, for soutache braid
36056	4922	Presser Foot Braid Guide for 36055.
36058	4919	" " with 665B and 36059, for blind stitch cording, to turn small curves
36059	4919	Presser Foot Cord Guide for 36058.
36067	4919	" " for braiding, for art work, for braid $\frac{1}{8}$ in. to $\frac{3}{8}$ in. wide.
36090	2928	Tuck Folder Arm with 50068E, for 36091
36091	2928	Tuck Folder complete, for small pieces of goods, Nos. 171A, 1704B, 1705B, 19044, 36090, 50066E, 50067D, 202600, 202603B, 225923, 225926 and two 1483H.
36092	4919	Presser Foot for 36091.
36333	4919	Hemmer (foot) $\frac{1}{8}$ in. hem, for chiffon and silk.
36469	—	Hemmer (foot) for chiffon and silk, slotted for lace.
36569	2913	Oiler with 36571, for 36570.
36570	—	" 36569, filled with oil (Accessories).
36571	2913	Oiler Spout, $1\frac{3}{4}$ in. long, with 36807, for 36569.
36583	5637	Tucker for 120359.
36594	5636	Binder for 120359.
36658	4922	Darning Foot Spring Rivet for 86294 per 100
36807	2929	Oiler Spout Washer (leather) for 36571.
36835	4922	Feller (foot).
36865	4919	Edge Stitcher.
Nos. 46506 TO 46509 FOR 28248, 28260 AND 46624		
46506	3826	Pitman Ball Bearing Adjusting Screw Ring.
46507	3826	Pitman Ball Bearing Adjusting Screw Ring Locking Washer (brass)... per 100
46508	3826	Pitman Ball Bearing Ring.
46509	3826	" " Case.
46510	6321	" Rod with 25360, for 46624.
46511	—	Band Wheel Crank and Pitman (ball bearing) complete for 82953, Nos. 46624 and 46630.
46515	6321	Band Wheel Crank for 28260 and 46624.
46525	2913	Belt Shifter for 25049 and 124334.

NUMERICAL LIST OF PARTS

NO.	PLATE	NAME
46526	—	Dress Guard for 25049.
46612	2913	Skeleton Drawer Case Support with two wood screws $\frac{1}{2}$ in. No. 7 R. H. B. (Trimmings for Cabinet Table).
46624	—	Band Wheel Crank and Pitman (ball bearing) complete for 46511, Nos. 1520R, 25371, 46506 to 46510, 46515, 46655 and six 25362.
46629	—	Band Wheel Crank Screw Centre 297c with 1507R, for 56446 and 82896.
46629	—	Treadle Screw Centre 297c with 1507R, for 56446 and 82896.
46630	—	Pitman Rod Ball Screw Bearing 25361 with 1670E, for 46511.
46655	3826	Pitman Ball Separator for 28248, 28260 and 46624.
50058B	2939	Bobbin Winder Adjusting Arm Screw for 32629.
50059B	2939	Bobbin Winder Frame Hinge Screw for 32629.
50061B	2939	Bobbin Winder Thread Guide Hinge Screw for 32629.
50066E	2929	Tuck Folder Screw Stud for 36091.
50067D	2929	" " " " Cap Screw for 36091.
50068E	2929	Tuck Folder Space Gauge Screw Stud for 36090.
50139B	935	Embroidery Attachment Thread Carrier (right) Hinge Screw for 35496.
50230B	2939	Bobbin Winder Stop Latch Hinge Screw for 32629.
50251E	6317	Counterbalance Spring Adjusting Collar Bolt with 1734E, for 56264, 124383 and 124386.
50380C	6317	Machine Hinge Connection Set Screw.
50549B	2940	Handle Bolt for 124308.
50561J	2935	Oscillating Hook Bell Crank Hinge Screw for 32657.
50574C	2940	Treadle Screw Centre for 124332.
50579D	2935	Oscillating Hook Bobbin Case Position Bracket Latch Screw for 32660.
50580E	2935	Oscillating Hook Bobbin Ejector Hinge Screw Stud for 32660.
50611J	2935	Oscillating Hook Bobbin Case Position Bracket Hinge Stud Set Screw.
56251	2940	Cover Lock (Trimmings for Portable Case).

NUMERICAL LIST OF PARTS

NO.	PLATE	NAME
56253	2917	Pitman Rod Ball Screw Bearing for 56317
56254	4270	Door Lock Plate (Trimmings for Open-Side Drawing Room Cabinet).....
56260	6321	Counterbalance Spring for 56264, 124383 and 124386.....
56261	6321	Counterbalance Spring Adjusting Collar for 56264, 124383 and 124386.....
56262	6321	Counterbalance Spring Bracket (hinge) for 56319, 124382 and 124385.....
56263	6321	Machine Lifting Plate for 56319.....
56264	6321	Machine Lifting Plate complete, Nos. 9281, 50251e, 56260, 56261 and 56319 (Trimmings for Cabinet Table).....
56317	—	Pitman Rod Ball Screw Bearing 56253 with 1670e, for 28248 and 28260.....
56319	—	Machine Lifting Plate 56263 with 28123 and 56262, for 56264.....
56348	4924	Machine Hinge Connection for 56349...
56349	—	Machine Hinge complete, Nos. 2809, 15263, 56348 and wood screw 1 in. No. 10 (Trimmings for Cabinet Table, Drawing Room Cabinet and Open-Side Drawing Room Cabinet).....
56356	4924	Door (left) Lock Plate (Trimmings for Drawing Room Cabinet).....
56429	2917	Partition Lock, revolving bolt, double (Trimmings for Cabinet Table).....
56430	2917	Partition Lock, revolving bolt, single (Trimmings for Cabinet Table).....
56441	2917	Centre Drawer Lock with two wood screws $\frac{1}{2}$ in. No. 2 (Trimmings for Cabinet Table).....
56446	6322	Band Wheel Crank Frame with two 46629 (Trimmings for Open-Side Drawing Room Cabinet).....
56450	6432	Treadle Centre Bracket with 28268 (Trimmings for Open-Side Drawing Room Cabinet).....
56493	4924	Machine Button Cushion (leather) for 124388.....
56494	4924	Cover Hook (Trimmings for Portable Case).....
56495	4924	Cover Hook Plate (Trimmings for Portable Case).....
56496	4924	Spring Catch, for doors (Trimmings for Drawing Room Cabinet).....

NUMERICAL LIST OF PARTS

NO.	PLATE	NAME
56497	4924	Spring Catch Cup (Trimmings for Drawing Room Cabinet).....
56498	4924	Cover Cushion, felt (Trimmings for Portable Case).....
56499	4924	Door Stop, felt (Trimmings for Open-Side Drawing Room Cabinet).....
56814	—	Feed Rock Shaft Screw Centre 307c with 1513j.....
66558	2934	Needle Bar Bushing.....
66559	2934	“ “ Connecting Stud with 1353c, for 32669.....
66561	2934	Needle Bar Timing Gauge.....
66639	2934	“ “ Thread Guard.....
66646	4922	Darning Foot Spring for 86294.....
80018	2938	Hand Attachment Driver Finger Hinge Pin for 94018.....
80023	2937	Hand Attachment Crank Handle (wood) for 94005.....
80028	2938	Hand Attachment Pinion Dowel Pin for 94018.....per 100
82887	—	Belt, size $\frac{3}{8}$ in., length 68 in., with 25027, for 82953.....
82896	6321	Brace with three 46629, for 82953.....
82953	—	Stand (iron work) rocking treadle, ball bearing pitman, cabinet table, complete, Nos. 504r, 1288r, 25049, 25086, 25200, 25406, 25442, 46511, 82896, 83031, two 25444 and four 748r.....
83031	4925	Belt Guide for 82953.....
85301	5647	Quilter Bar for 25515.....
85302	5647	“ Guide for 25515.....
*86291	—	Darning Foot for 86294.....
*86292	—	Darning Foot Clamp for 86294, Nos. 86295 and 86296.....
86294	4922	Darning Foot (spring) complete, Nos. SS476c, 36658, 66646, 86291 and 86292
*86295	—	Darning Foot Clamp Body for 86292....
*86296	—	“ “ “ Guide for 86292....
87427	2940	Cover Lock Plate (Trimmings for Portable Case).....
87555	4925	Cover Re-enforcing Plate for 124309....
87572	6317	Machine Hinge Head Screw Washer for 87723.....
87605	6317	Centre Drawer Hinge Bracket with two wood screws $\frac{1}{2}$ in. No. 7 (Trimmings for Cabinet Table).....

NUMERICAL LIST OF PARTS

NO.	PLATE	NAME
87606	6317	Centre Drawer Hinge Bracket Plate with two wood screws ½ in. No. 7 (Trim-mings for Cabinet Table).....
87721	4924	Machine Hinge Connection for 87723....
87722	4924	" " Head for 87723.....
87723	—	Machine Hinge complete, Nos. SS368J, 8295, 87572, 87721 and 87722 (Trim-mings for Portable Case).....
*94002	2937	Hand Attachment Body for 94018..... Nos. 94005 to 94008 for 94018
94005	—	Hand Attachment Crank complete, Nos. 8435, 80023 and 94012.....
94006	2938	Hand Attachment Driver.....
94007	2938	" " " Finger 33643 with 8390, 8391 and 94009.....
94008	2938	Hand Attachment Driver Finger Lock Pin
94009	2938	" " " " Sheath (leather) for 94007.....
94012	2937	Hand Attachment Crank Handle Spindle for 94005.....
94016	2937	Hand Attachment Gear Cover for 94018
94018	—	Hand Attachment complete for 66-5 Machine, Nos. 137B, 659D, 660D, 8280, 8388, 8392, 8394, 33647, 80018, 80028, 94002, 94005 to 94008, 94016 and two each 183E and 399A.....
120290	8313	Ruffler for 120360.....
120290	8313	" " 120334.....
120329	—	Machine Cover (Accessories).....
120334	—	Ruffler 120290 with 35960.....
120359	—	Attachment Set for 120360, Nos. 287B, 25527B, 25537, 25538, 35931, 36583, 36594, five 32522 and six needles....
120360	—	Attachment Set complete, Nos. 120290 and 120359.....
124307	4924	Handle Link for 124308.....
124308	—	" " 124307 with 28229 and 50549B, for 124309.....
124309	—	Handle complete, Nos. 28088, 28231, 87555 and two each NN83J and 124308 (Trim-mings for Portable Case).....
124315	4924	Door (left) Lock (Trim-mings for Drawing Room Cabinet).....
124331	4925	Treadle Screw Centre Bracket for 124332
124332	—	Treadle Screw Centre Bracket complete, Nos. 1507R, 50574C and 124331 (Trim-mings for Drawing Room Cabinet)....

NUMERICAL LIST OF PARTS

NO.	PLATE	NAME
124333	4925	Belt Shifter Bracket for 124334.....
124334	—	Belt Shifter complete, Nos. 34R, 25033, 46525 and 124333 (Trim-mings for Draw-ing Room Cabinet).....
124351	4925	Shield Chain, 5½ in. long, with 124352 and wood screw ½ in. No. 5 R. H. B. (Trim-mings for Drawing Room Cabinet and Open-Side Drawing Room Cabinet)
124352	4925	Shield Chain Hook for 124351..... Nos. 124362 to 124364 for 124403
124362	4924	Base Till Lid Latch.....
124363	4924	" " " " Button.....
124364	4924	" " " " Washer.....
124381	6432	Machine Lifting Plate for 124382.....
124382	—	" " " 124381 with 28123 and 56262, for 124383.....
124383	—	Machine Lifting Plate complete, Nos. 9281, 50251E, 56260, 56261 and 124382 (Trim-mings for Drawing Room Cab-i-net).....
124384	6432	Machine Lifting Plate for 124385.....
124385	—	" " " 124384 with 28123 and 56262, for 124386.....
124386	—	Machine Lifting Plate complete, Nos. 9281, 50251E, 56260, 56261 and 124385 (Trim-mings for Open-Side Drawing Room Cabinet).....
124387	4924	Machine Button for 124388.....
124388	—	" " 124387 with 56493, for 124389.....
124389	—	Machine Button 124388 with 732B, 22436R and 124390 (Trim-mings for Portable Case).....
124390	4924	Machine Button Thumb Screw Bushing for 124389.....
124402	6432	Base Till Lid for 124403.....
124403	—	Base Till Lid complete, Nos. 124362, 124363, 124402 and two 124364 (Trim-mings for Portable Case).....
202600	2929	Tuck Folder Screw Stud Thumb Nut Washer for 36091.....
202603B	2929	Tuck Folder Space Gauge Screw Stud Thumb Nut Washer for 36091.....
225923	2928	Tuck Folder for 36091.....
225926	2928	" " Space Gauge for 36091.....

ILLUSTRATIONS OF PARTS

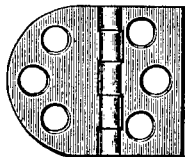
FOR

MACHINES


Nos. 66-4 and 66-5

PLATE 712—ONE-HALF SIZE


28235




28073




28253



28125




28021



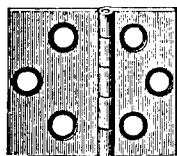
28015



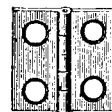
28044



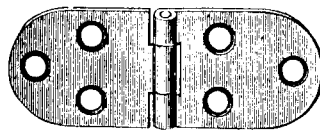
28121



28024



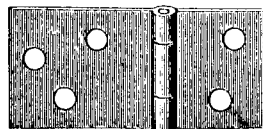
28234



28026




28079




87363

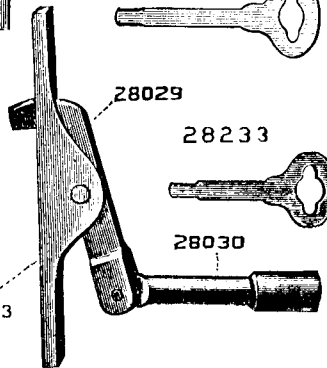
28037



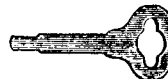
28019



28029



28233



28016


28030

28017

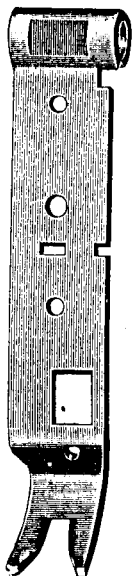
28033

PLATE 933—FULL SIZE

35496




35483



35484



35488



190

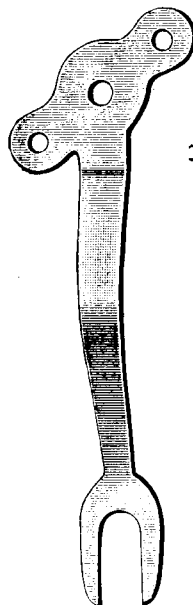


12152



PLATE 935—FULL SIZE

35485



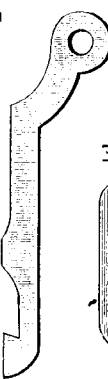
35486



35489



35487



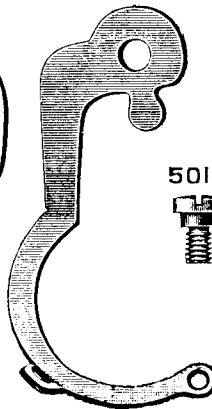
35491



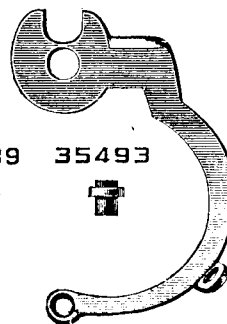
35495



35492



35494



50139



35493



35490




PLATE 1018—FULL SIZE

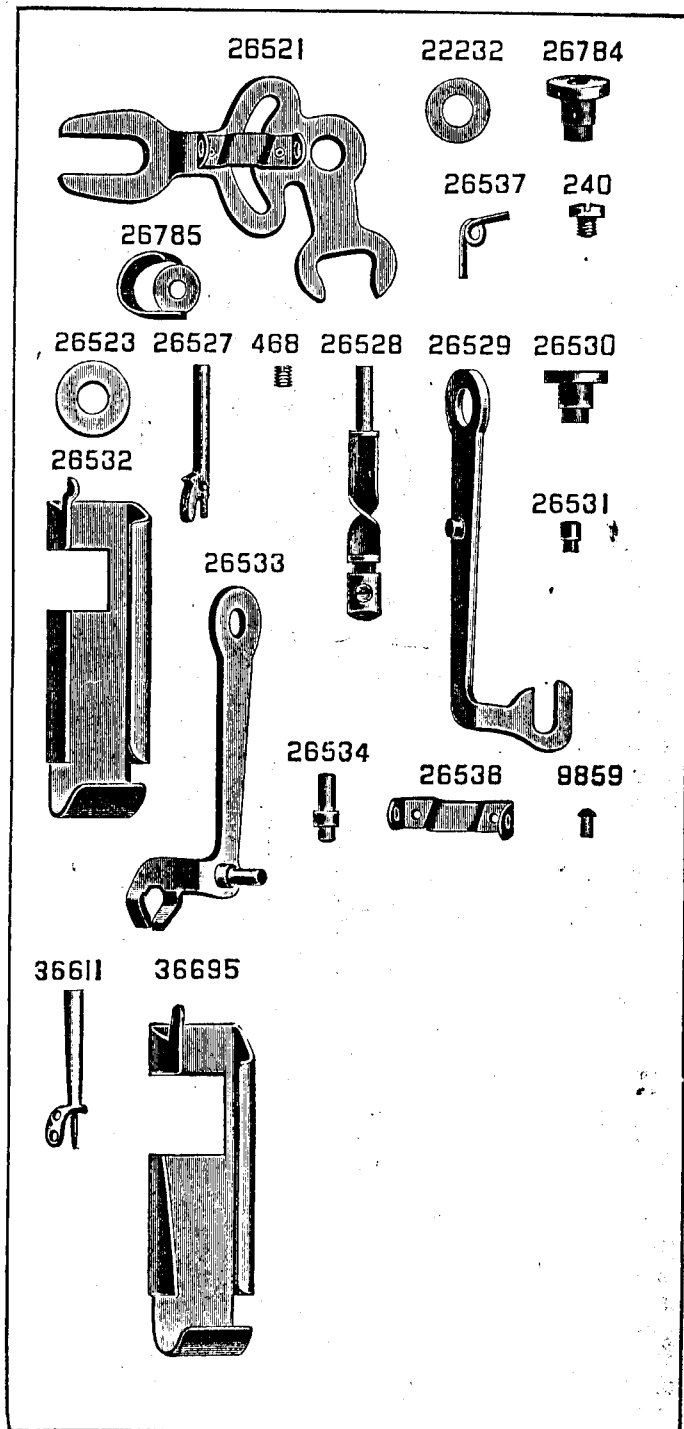


PLATE 1950—FULL SIZE

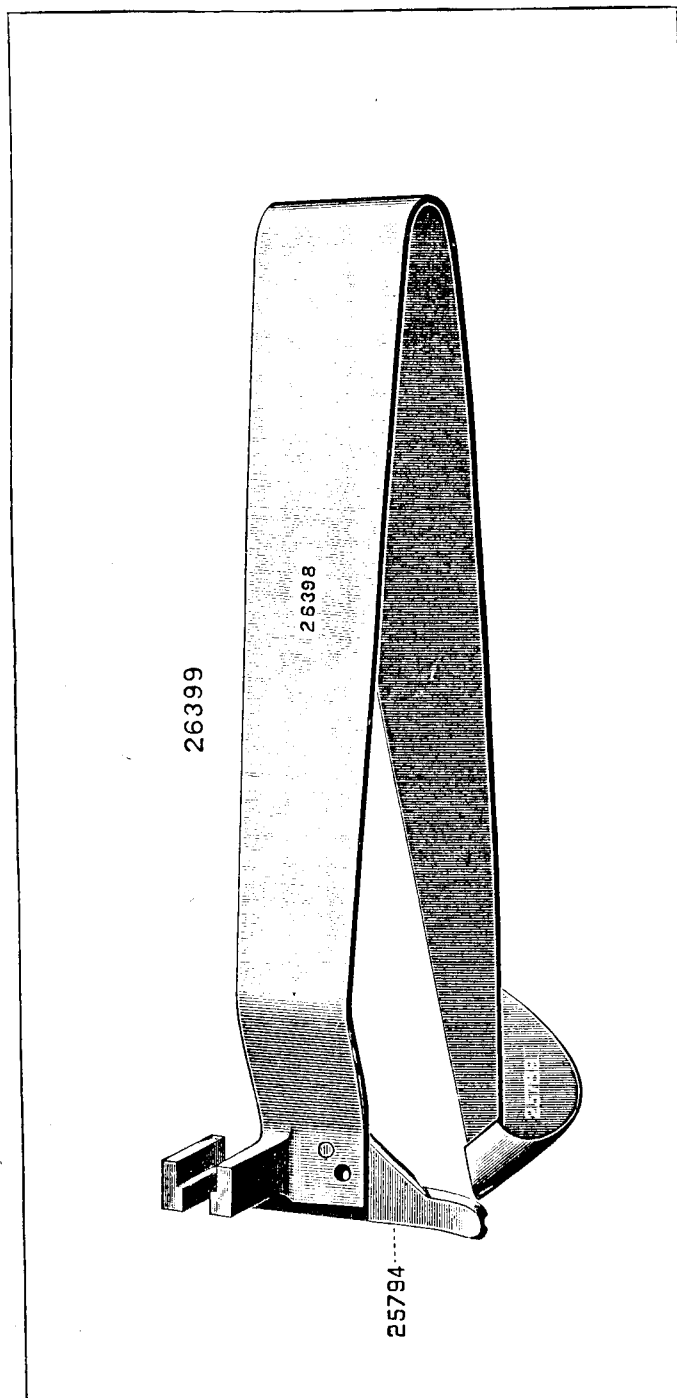


PLATE 1962—ONE-FOURTH SIZE

15214




PLATE 2902—FULL SIZE

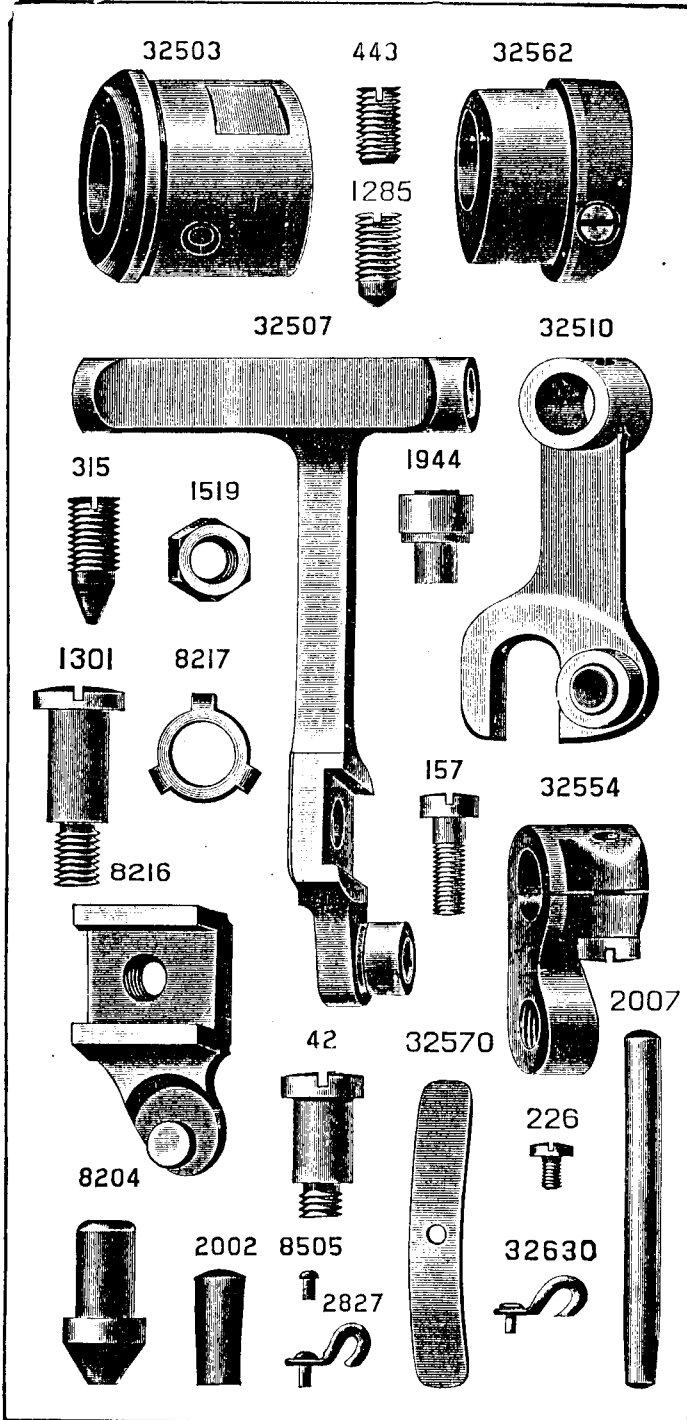


PLATE 2909—FULL SIZE




PLATE 2910—FULL SIZE

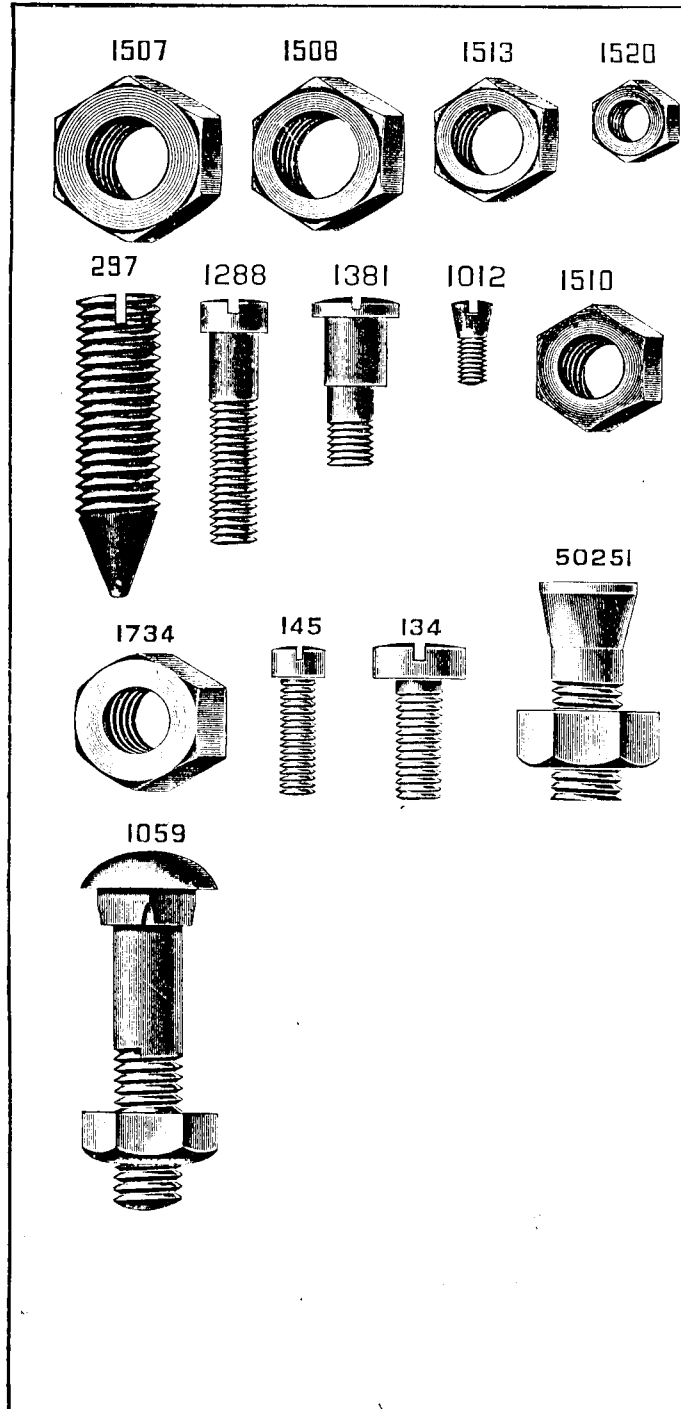


PLATE 2913 -ONE-HALF SIZE

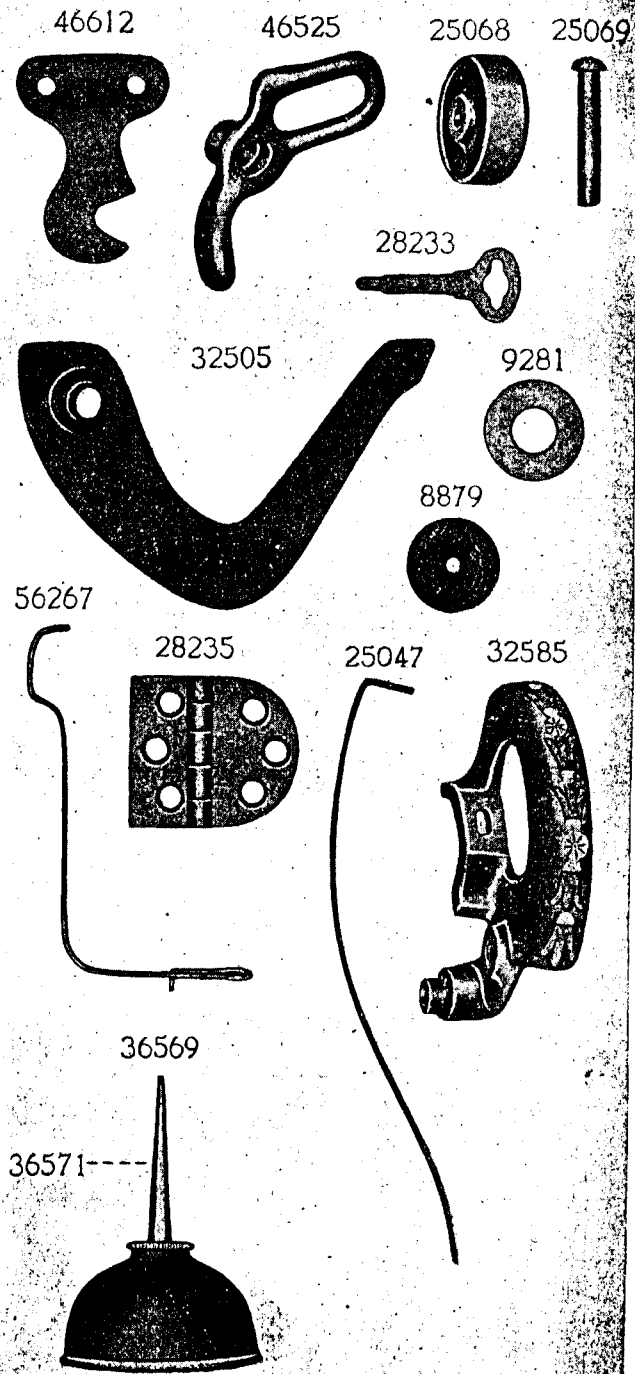


PLATE 2917 -FULL SIZE

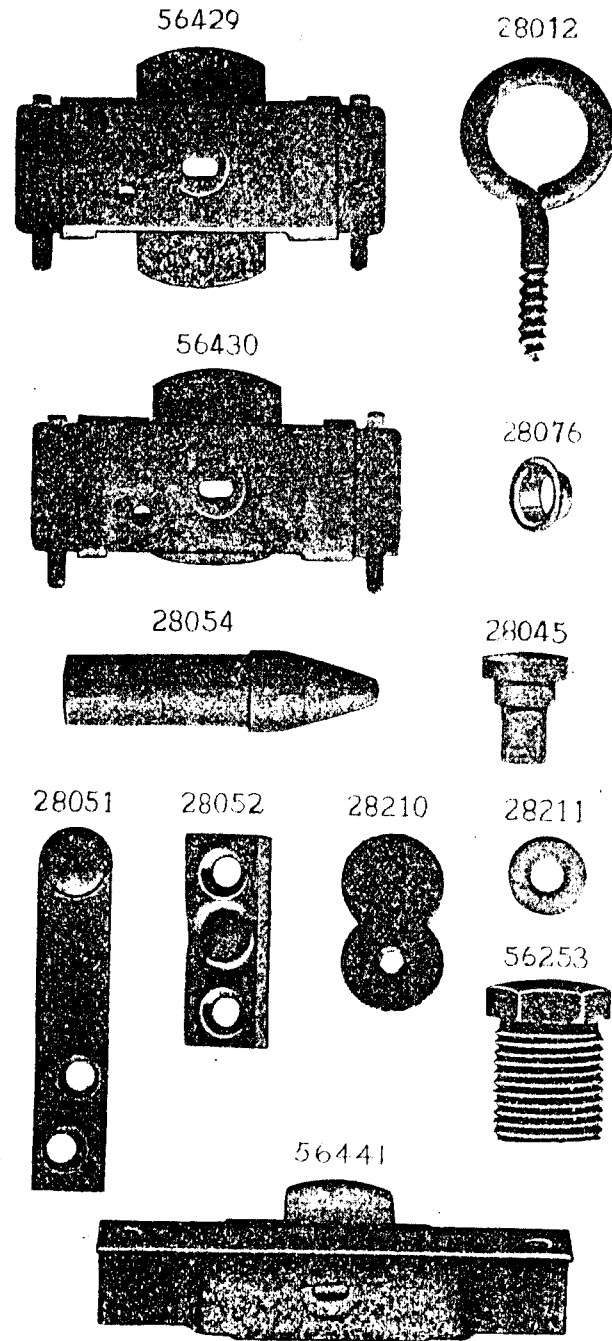




PLATE 2926—FULL SIZE

32622

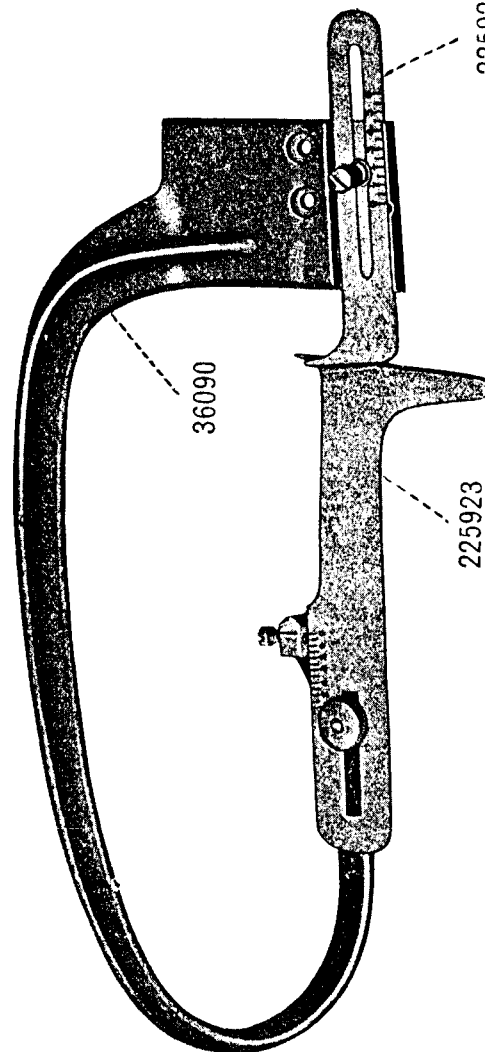


32589



2928—ONE-HALF SIZE

36091



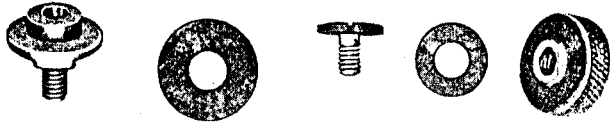
36090

225923

225926

PLATE 2929—FULL SIZE

50066 19044 50067 202600 1704



171 50068 1705 202603 1483



36807





PLATE 2932—ONE-HALF SIZE

32506 8203 32569



32633



256 2020



32618



15282




PLATE 2935—FULL SIZE




PLATE 2936—FULL SIZE


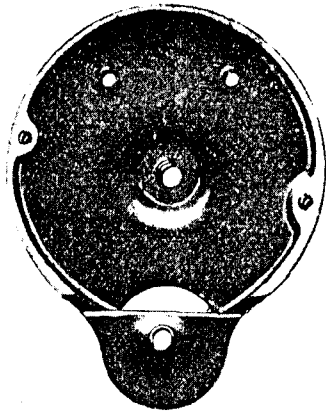
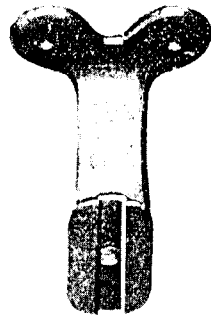


PLATE 2937—ONE-HALF SIZE


94002



33647



8392



94012



80023 8435



94016

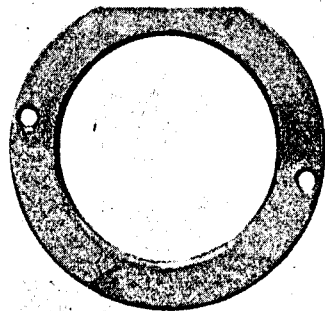



PLATE 2938—FULL SIZE


94006




94007



8394



94009



8391



8390



8281



8282



94008



8388



80028



80018




8280



660



659



137



183



399



PLATE 2939—FULL SIZE




PLATE 2940—FULL SIZE



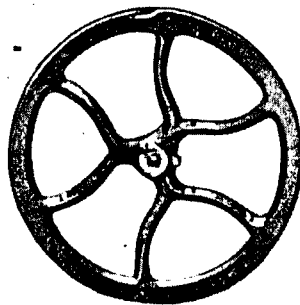


PLATE 2941—ONE-SIXTH SIZE

28247




28208



28205

28005



28206



15232

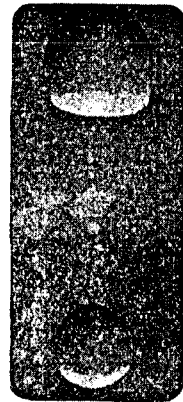
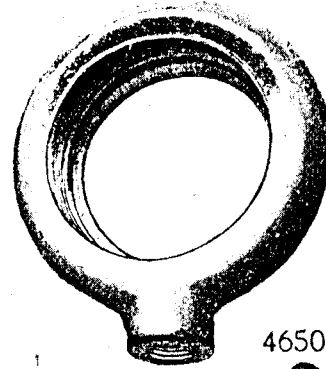
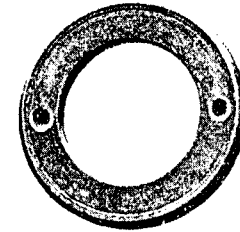


PLATE 3826—FULL SIZE


46509



46506



46508




46507



25362



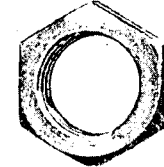
46655



1520



1670



25371



25361



972



25127



296



748



297



1507

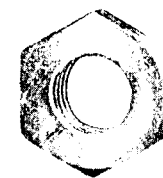


PLATE 4270—FULL SIZE

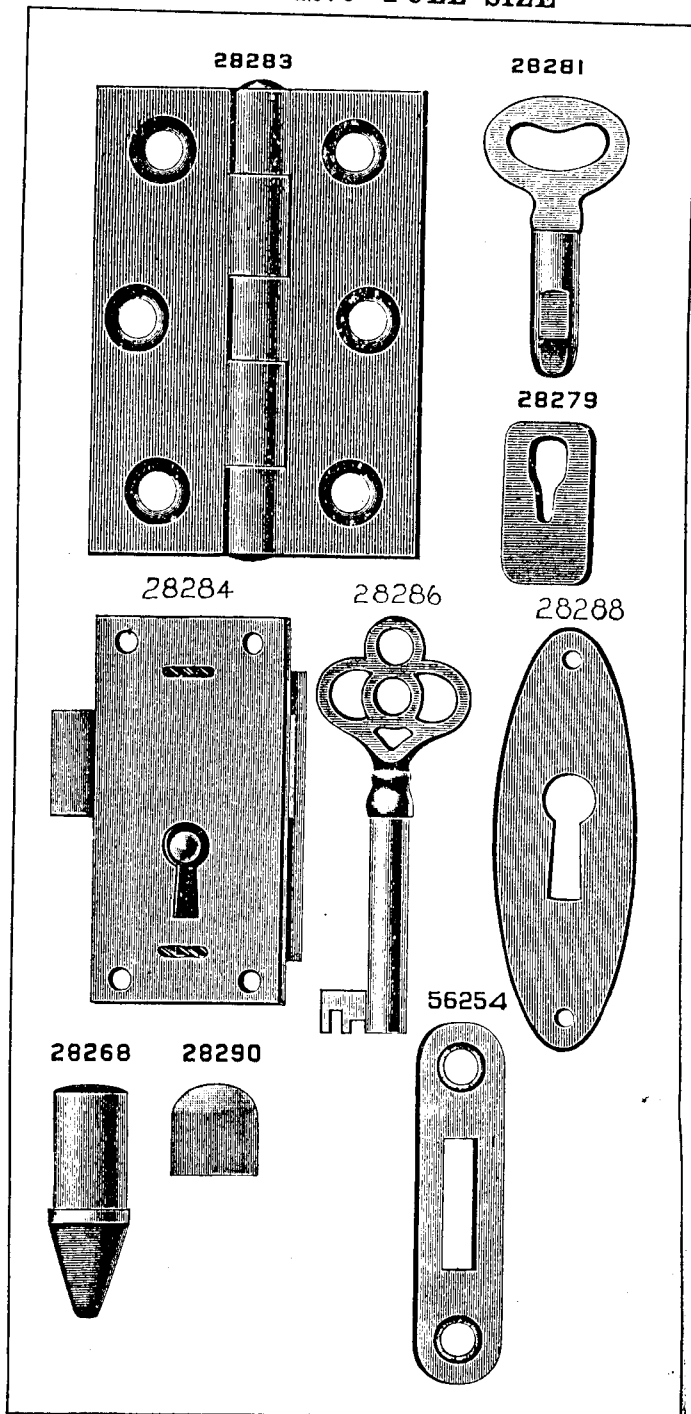


PLATE 4383—FULL SIZE

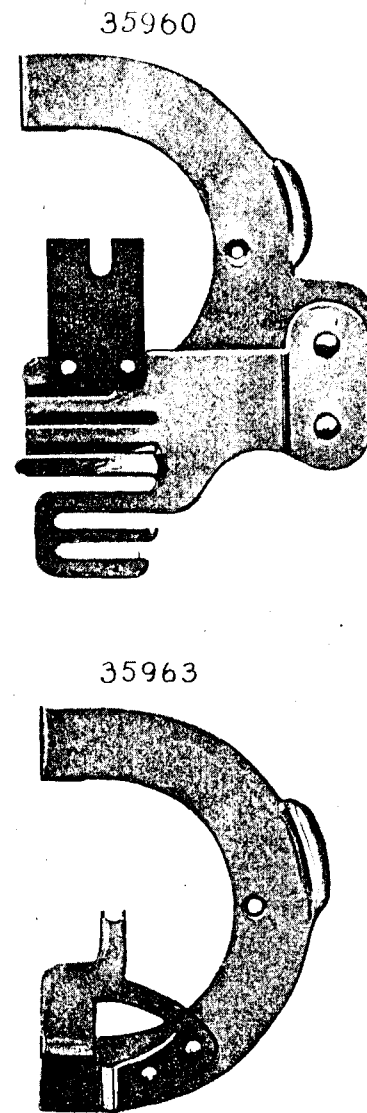


PLATE 4909—FULL SIZE

26152



25883



6267



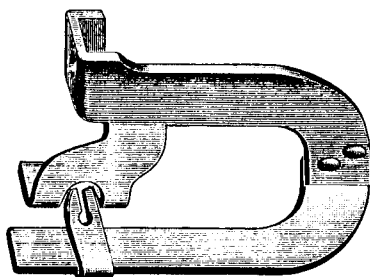
25888



15262




28915



15281



35857



35996

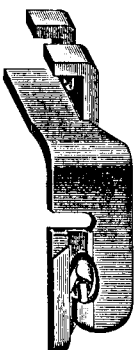




PLATE 4919—FULL SIZE


36865



36333



35884



36058



665



36059

36067



36092



PLATE 4922—FULL SIZE




PLATE 4924—FULL SIZE


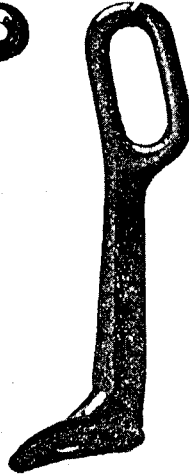




PLATE 4925—ONE-HALF SIZE

124351 56443 46671 83031




87555

46631



124352

94016



124331

124333



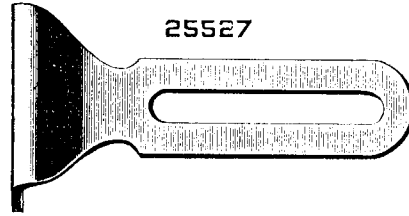


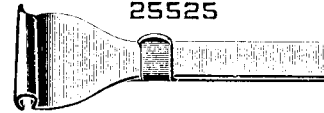
PLATE 5635—FULL SIZE

287

25527




25525



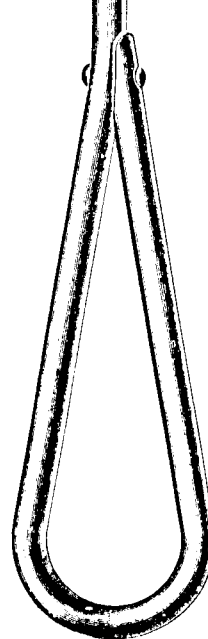
25537



28880



25539



25538


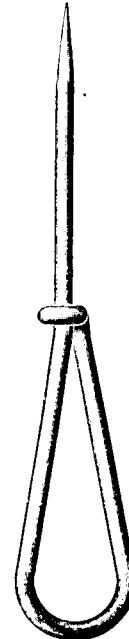




PLATE 5636—FULL SIZE

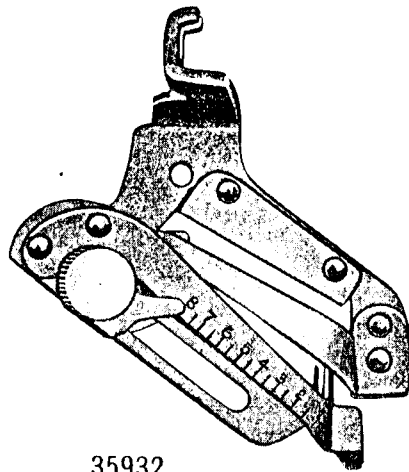
36517



36594



35931



35932




PLATE 5637—FULL SIZE

36583

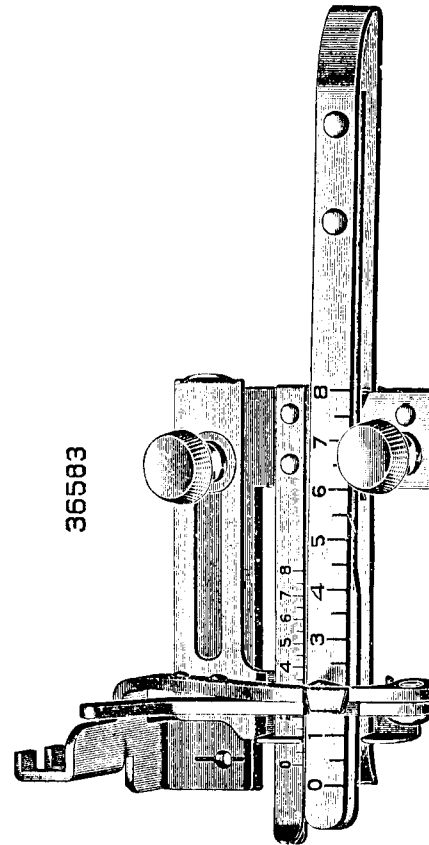


PLATE 5647—FULL SIZE

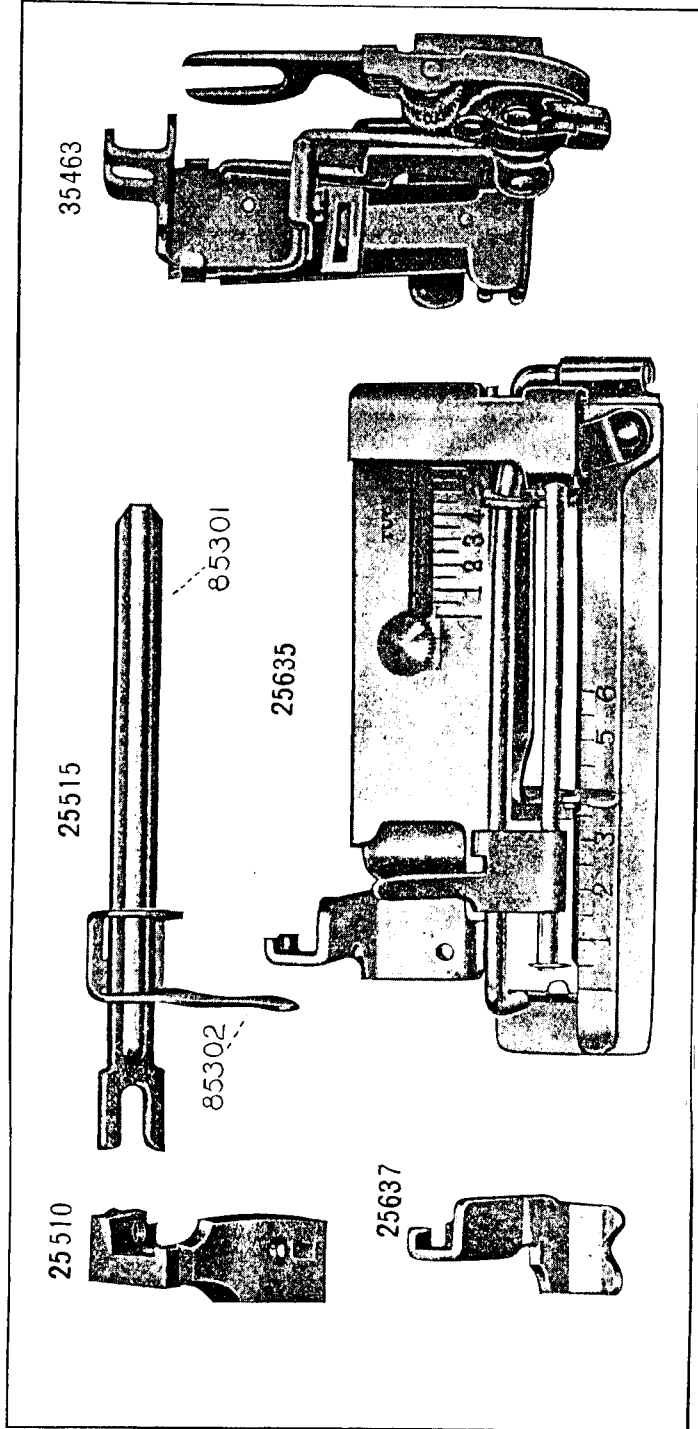


PLATE 6317—FULL SIZE

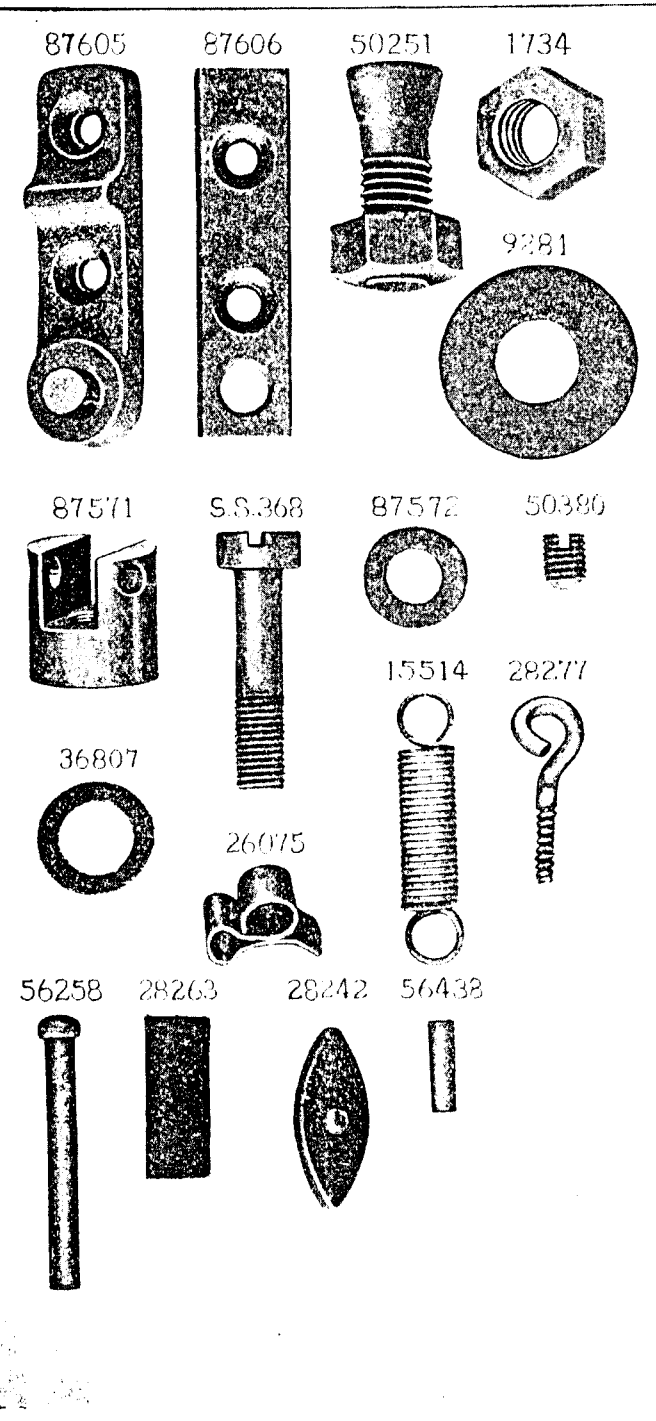


PLATE 6321—ONE-NINTH SIZE

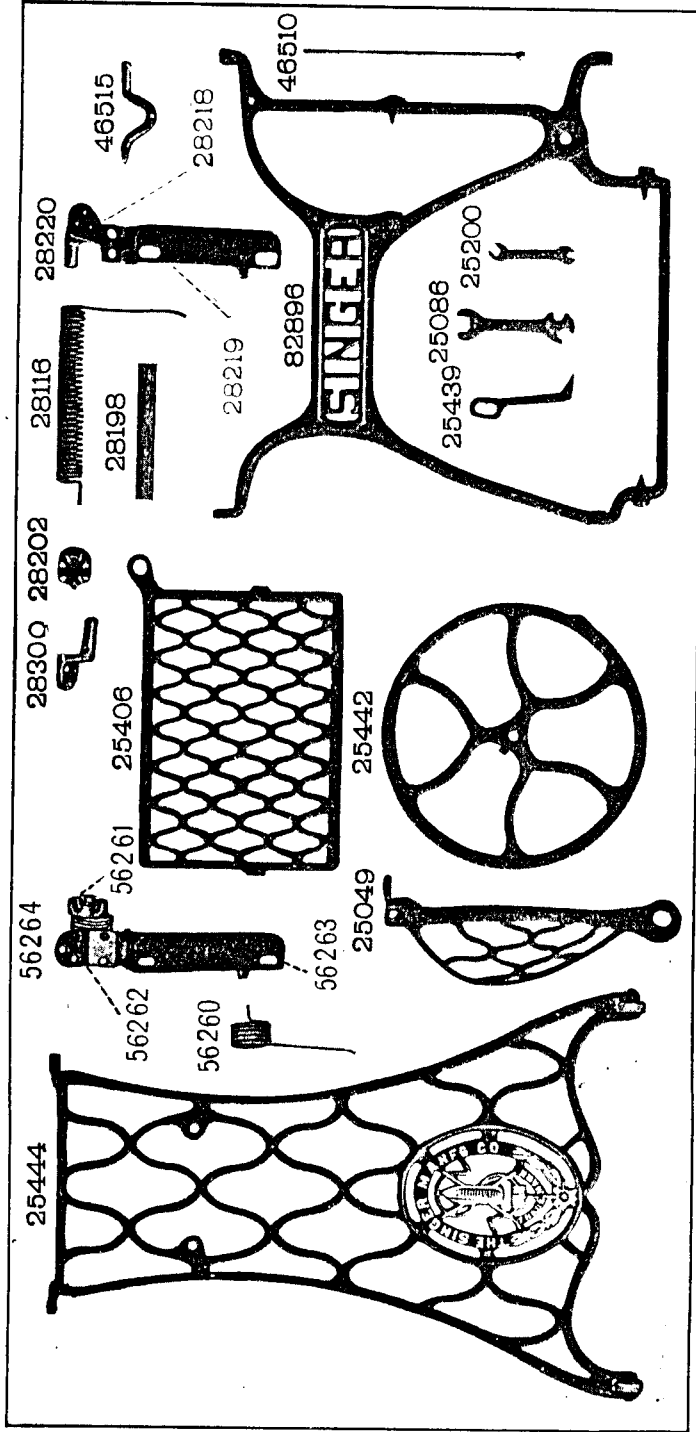


PLATE 6322—ONE-NINTH SIZE

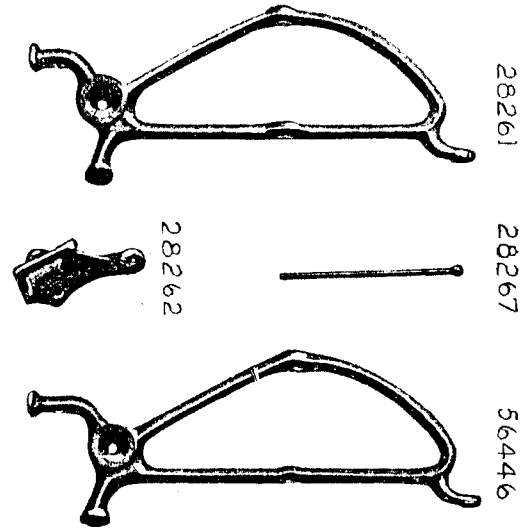



PLATE 6432—ONE-FOURTH SIZE

124381 56451 124384 124320



56500

124402

56450

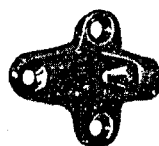



PLATE 8313—FULL SIZE

120290

