

**SINGER**  
**72W12**

Form 1619w—Revised  
July, 1930  
PRINTED IN U. S. A.

HISTORICAL COPY  
DO NOT REMOVE

# LIST OF PARTS



MACHINE NO. 72w12

---

\*\* A TRADE MARK OF  
THE SINGER MANUFACTURING COMPANY

# INSTRUCTIONS FOR OILING

To ensure easy running and prevent unnecessary wear of the parts which are in movable contact, the machine requires oiling and when in continuous use, "TYPE B" or "TYPE D" OIL, sold only by Singer Sewing Machine Company, should be applied at least twice each day to all oil holes marked "OIL".

"TYPE D" OIL is stainless.

## INDEX

	PAGE
ACCESSORIES .....	23
BOBBIN WINDER .....	23
BOX PLAITER .....	31
CORD HOLDER .....	26
HEMMERS .....	27
KNEE LIFTER .....	24
LAP SEAM FELLER .....	32
MACHINE NO. 72W12 .....	7
NUMERICAL LIST OF PARTS .....	37
OBSOLETE PARTS .....	33
PIERCERS .....	26
PRESSER FEET .....	25

COPYRIGHT, U. S. A., 1919, 1922 and 1930  
BY THE SINGER MANUFACTURING CO.  
ALL RIGHTS RESERVED FOR ALL COUNTRIES

## Instructions for Ordering

In ordering from this list, use **ONLY** the **PART** number in the **FIRST** column.

The number stamped on a Sewing Machine Part is the number of the Single Part only, except when the part includes Set Screws, Clamping Screws, Studs and Rollers Spun on, Small Wires riveted, or Parts soldered together, etc., which it is necessary to furnish in combination.

Every combination of parts sent out has its specific number which, although not stamped on Parts (except in above cases) must be used when ordering the combination.

Each number always indicates the **SAME PART** in whatever list it appears, or for whatever Machine.

The letters after some of the numbers indicate the style of finish only, as follows:

- A. Hardened, Polished and Plated.
- B. Polished and Plated.
- C. Hardened only.
- D. Polished only.
- E. Soft, not polished.
- F. Hardened and Polished.
- H. Blued.

These letters **MUST BE USED** when they appear in the list and **AFTER** the number, as in the list.

In this series

- 200001 to 201500 are Screw Numbers.
- 201501 to 201800 are Nut Numbers.
- 201801 to 202000 are Roller Numbers.
- 202001 and upwards are Numbers of Machine Parts.


The figures in the second column refer only to the plate in which the illustration of the part is shown and are **NOT TO BE USED** in ordering.

Two or more numbers over a cut indicate that the difference between such parts is not visible in an illustration.

Parts marked with an asterisk (\*) are furnished only when repairs are made at the factory.

## LIST OF PARTS COMPLETE

FOR



## MACHINE No. 72w12

For Ornamenting Shirt Waists, Corners of Handkerchiefs, etc. with  $\frac{1}{8}$  in. Hemstitch Openings in Straight or Curved Lines or Circles. Has Forward Feed

No.	Plate	Name
*234705	—	Arm with 202036, 234706, two each 200346c and 213222 .....
204163	12344	Arm Cap .....
200278H	12311	" " Screw .....
202248	12307	" " " Washer .....
213257	13401	" Plate .....
200571B	11090	" " Screw (2) .....
204235	—	" Position Pin (2) .....
200010E	13402	" Screw (3) .....
202005	12308	" " Washer (3) .....
203237	11636	" Shaft .....
204801	13401	" " Bushing (back) with 202260 .....

No.	Plate	Name
202260	—	Arm Shaft Bushing (back) Oil Packing (wick) .....
200352c	11635	Arm Shaft Bushing (back) Set Screw .....
204802	13401	Arm Shaft Bushing (front) with 202036 and 202260 .....
202260	—	Arm Shaft Bushing (front) Oil Packing (wick) .....
200502B	11635	Arm Shaft Bushing (front) Oil Packing Thumb Screw .....
202036	13402	Arm Shaft Bushing (front) Position Pin .....
200352c	11635	Arm Shaft Bushing (front) Set Screw .....
204804	13401	Arm Shaft Connection with four 200054E (2) .....
200054E	12307	Arm Shaft Connection Screw ....
234738	13406	Auxiliary Piercer .....
234714	13406	" " Holder with 200117F and 200389c .....
213261	11097	Auxiliary Piercer Holder Bracket with two 200118F .....
200118F	13402	Auxiliary Piercer Holder Bracket Screw .....
200117F	11097	Auxiliary Piercer Holder Screw ..
200389c	11642	" " Set Screw .....
204174	11636	Balance Wheel, 5½ in. diam. (belt groove 2¾ in. diam.), with 200328c and 200335c .....
200062H	12311	Balance Wheel Adjusting Screw ..
200328c	12311	" " Position Screw ....
200335c	12311	" " Set Screw .....
*213235	—	Bed with 203376, 202349, 213191, two each 200362c, 200516E, 200840E and 202299 .....
202258	12153	Bed Hinge Connection (2) .....
200570E	12311	" " " Screw (4)....
203329	13401	" Slide (back) .....
203301	13401	" " (front) .....
213710	11635	Bobbin .....
203210	12312	" Case Base with 202056, 203211 to 203213 and 203216 ...
203211	12312	Bobbin Case Base Latch .....
*202056	—	" " " " Pin .....
203212	12312	" " " " Plunger ..
203213	12312	" " " " Spring ...
203209	12312	" " " Cap with 200984c, 203214, 203215 and two 200594c..

No.	Plate	Name
203214	12312	Bobbin Case Tension Spring .....
200984c	12312	" " " " Regulating Screw .....
200594c	12312	Bobbin Case Tension Spring Screw
203215	12312	" " Thread Guide .....
200594c	12312	" " " " Screw ..
203216	12312	" " Washer (cloth) .....
203217	12312	Bobbin Case complete, Nos. 203209 and 203210 .....
213945	11636	Face Plate with 200355H, 203751, 207069, two each 200368H, 202090, 204281 and three 200397H .....
200053c	12311	Face Plate Screw .....
203751	13429	" " Thread Guide .....
200397c	13404	" " " " Set Screw
213946	11636	Face Plate complete, Nos. 200098F, 200318H, 202108, 213213, 213214, 213267, 213935, 213941 to 213945, 219866, 219867, 225604, 228026, two each 200089D, 200290c, 203753 and 204059 .....
213789	11090	Feed Bar with 204189 .....
213765	—	" " 213789 with 200214E, 201525E, 201535E, 204200 and 350219E .....
200214E	13402	Feed Bar Hinge Screw .....
201525E	13402	" " " " Nut .....
214424	13429	" " Spring .....
204189	11635	" " " Hook .....
212827	13406	" Dog .....
200106E	12311	" " Screw (2) .....
350219E	13429	" " Support Screw .....
201535E	11090	" " " " Nut .....
206206	13401	" Driving Cam and Gear, 54 teeth, with two 200383c .....
206609	—	Feed Driving Cam and Gear Driving Gear, 18 teeth .....
213218	11090	Feed Driving Cam and Gear Driving Gear 206609 with two 200348c
200348c	11090	Feed Driving Cam and Gear Driving Gear Set Screw .....
201816	12307	Feed Driving Cam and Gear Roller
201850	11090	" " " " " " " " 201816 with 200820c .....
200820c	11635	Feed Driving Cam and Gear Roller Stud .....
201517E	11090	Feed Driving Cam and Gear Roller Stud Nut .....

No.	Plate	Name
200383C	12311	Feed Driving Cam and Gear Set Screw .....
213233	11097	Feed Driving Cam and Gear Shaft
213245	13401	" " " " " "
		Bracket .....
200036E	11090	Feed Driving Cam and Gear Shaft Bracket Screw (3) .....
230743	—	Feed Driving Cam and Gear Shaft Bracket Screw Washer (3) ....
213172	11636	Feed Driving Rock Shaft .....
213167	11636	" " " " 213172 with 200002E, 201522E and 204193
202305	12307	Feed Driving Rock Shaft Center (2)
200043C	12311	" " " " " Set Screw (2) .....
204193	13401	Feed Driving Rock Shaft Connection with 200668C and 201525E ..
200002E	13402	Feed Driving Rock Shaft Connection Hinge Screw .....
201522E	13402	Feed Driving Rock Shaft Connection Hinge Screw Nut .....
204200	11635	Feed Driving Rock Shaft Crank with 204189 (on left side) and two 200383C .....
200383C	12311	Feed Driving Rock Shaft Crank Set Screw .....
213188	13403	Feed Driving Segment Lever with 213391 and 222526 .....
215700	11635	Feed Driving Segment Lever Clamp with 200031F .....
215702	—	Feed Driving Segment Lever Clamp 215700 with 215701 .....
215701	11635	Feed Driving Segment Lever Clamp Block .....
200031F	12311	Feed Driving Segment Lever Clamp Pinch Screw .....
200668C	13402	Feed Driving Segment Lever Clamp Screw Stud .....
201525E	13402	Feed Driving Segment Lever Clamp Screw Stud Nut .....
203741	—	Feed Driving Segment Lever Crank with two 200363C .....
213246	11097	Feed Driving Segment Lever Crank 203741 with 201517E and 201850..
200363C	11635	Feed Driving Segment Lever Crank Set Screw .....
*213391	11635	Feed Driving Segment Lever Shaft
222526	13429	" " " " " Pin .....

No.	Plate	Name
213809	11101	Feed Driving Segment Lever Shaft Sleeve (split) (left) .....
204196	12307	Feed Driving Segment Lever Shaft Sleeve (split) (right) .....
200043C	12311	Feed Driving Segment Lever Shaft Sleeve Set Screw (2) .....
201524E	13404	Feed Driving Segment Lever Shaft Sleeve Set Screw Nut (2) .....
213234	11097	Feed Lifting Cam with 204020 and two 200383C .....
200383C	12311	Feed Lifting Cam Set Screw .....
213796	13403	" " Rock Shaft .....
203321	—	" " " " 213796 with 203238 .....
202305	12307	Feed Lifting Rock Shaft Center (2)
200043C	12311	" " " " " Set Screw (2) .....
234717	13429	Feed Lifting Rock Shaft Lever with 200049E and 201807 .....
204020	—	Feed Lifting Rock Shaft Lever Cushion (leather) .....
200049E	13402	Feed Lifting Rock Shaft Lever Pinch Screw .....
201822	—	Feed Lifting Rock Shaft Lever Roller .....
201807	13429	Feed Lifting Rock Shaft Lever Roller 201822 with 200261F .....
200261F	13410	Feed Lifting Rock Shaft Lever Roller Screw Stud .....
202276	12308	Feed Lifting Rock Shaft Slide Block .....
203238	12308	Feed Lifting Rock Shaft Slide Block 202276 with 200243E and 201531E .....
200243E	13402	Feed Lifting Rock Shaft Slide Block Hinge Screw .....
201531E	12308	Feed Lifting Rock Shaft Slide Block Hinge Screw Nut .....
204206	13402	Feed Regulating Handle .....
204713	13403	" " " 204206 with 200098E, 202622, 204208, 204209, 204213, 204714 and 204925 .....
204208	12307	Feed Regulating Handle Adjustable Stop .....
200098E	12307	Feed Regulating Handle Adjustable Stop Screw .....
204925	13402	Feed Regulating Handle Adjustable Stop Screw Washer .....
204209	12307	Feed Regulating Handle Position Pin .....

No.	Plate	Name
204714	13402	Feed Regulating Handle Shaft
204211	13402	" " " "
		Crank with 200098F .....
204212	12307	Feed Regulating Handle Shaft Crank Link .....
200271E	12311	Feed Regulating Handle Shaft Crank Link Hinge Screw (lower)
200291E	12307	Feed Regulating Handle Shaft Crank Link Hinge Screw (upper)
200098F	12307	Feed Regulating Handle Shaft Crank Set Screw .....
204213	12307	Feed Regulating Handle Shaft Sleeve (split) .....
200362c	12311	Feed Regulating Handle Shaft Sleeve Set Screw .....
202622	13402	Feed Regulating Handle Shaft Sleeve Washer .....
202036	13402	Feed Regulating Handle Stop Pin
204715	—	Feed Regulating Handle complete, Nos. 200291E, 204211, 204212 and 204713 .....
*203239	—	Hook (sewing) .....
203240	12312	" 203239 with 201253F, 201376F and 203251 .....
203290	12312	Hook and Bobbin Case complete, Nos. 203217 and 203240 .....
203241	12312	Hook Bevel Gear Socket, 24 teeth
200555H	12312	" " " " Screw ...
203242	12344	" " Pinion, 24 teeth, with two 200383c (2) .....
200383c	12311	Hook Bevel Pinion Set Screw ...
203306	13403	" Counter Shaft .....
203244	12308	" " " Collar with two 200393c .....
200393c	12308	Hook Counter Shaft Collar Set Screw .....
203245	12344	Hook Counter Shaft Driving Gear, 44 teeth, with 200362c and 200439c
200439c	12311	Hook Counter Shaft Driving Gear Position Screw .....
200362c	12311	Hook Counter Shaft Driving Gear Set Screw .....
203246	12344	Hook Counter Shaft Gear, 22 teeth, with two 200383c .....
200383c	12311	Hook Counter Shaft Gear Set Screw
202299	—	" " " Oil Packing (wick) .....
200840E	12311	Hook Counter Shaft Oil Packing (wick) Stop Screw .....

No.	Plate	Name
213230	11636	Hook Driving Shaft .....
213191	13403	" " " Bearing with 202299 .....
202299	—	Hook Driving Shaft Bearing Oil Packing (wick) .....
202126	12308	Hook Driving Shaft Bearing Posi- tion Pin .....
200516E	12311	Hook Driving Shaft Bearing Screw
203249	12344	" " " Bushing (eccen- tric) .....
202299	—	Hook Driving Shaft Bushing Oil Packing (wick) .....
200362c	12311	Hook Driving Shaft Bushing Set Screw .....
213141	11635	Hook Driving Shaft Collar with two 200393c .....
200393c	12308	Hook Driving Shaft Collar Set Screw .....
203251	12312	Hook Gib .....
201376F	13402	" " Hinge Screw .....
201253F	13429	" " Screw .....
203307	12335	" Saddle with 202299 .....
202299	—	" " Oil Packing (wick) ...
200006E	12307	" " Screw (4) .....
225585	12307	" " " Washer (4) ....
203254	12312	" Washer .....
203308	12335	Hook Saddle complete, Nos. 200555H, 203241, 203254, 203290 and 203307 .....
203462	—	Hook Saddle Combination com- plete, Nos. two 203308 .....
203746	13403	Knee Lifter Connection Lever ....
227443	—	" " " " 203746 with 203749, 227309 and two 200262H .....
200262H	13429	Knee Lifter Connection Lever Hinge Screw .....
227309	13430	Knee Lifter Connection Lever Lift- ing Rod with 202302 .....
202302	13402	Knee Lifter Connection Lever Lift- ing Rod Cotter Pin .....
215352	11642	Knee Lifter Connection Lever Lift- ing Rod Spring .....
227227	11642	Knee Lifter Connection Lever Lift- ing Rod Spring Collar with 200113F .....
200113F	12308	Knee Lifter Connection Lever Lift- ing Rod Spring Collar Set Screw

No.	Plate	Name
203748	13430	Knee Lifter Lifting Lever .....
203749	—	“ “ “ “ 203748 with 227447 and two 200110b ...
200262H	13429	Knee Lifter Lifting Lever Hinge Screw .....
213244	11098	Needle Bar (hollow) .....
213387	13403	“ “ 213244 with 201206F, 213256 and 213398 .....
213222	13402	Needle Bar Bushing (2) .....
200346c	13402	“ “ “ Set Screw (2)
204248	12307	“ “ Connecting Link
200658c	12307	“ “ “ “ Hinge Screw Stud .....
201519E	12307	Needle Bar Connecting Link Hinge Screw Stud Nut .....
204249	12308	Needle Bar Connecting Stud with 200072c and 202277 .....
202277	—	Needle Bar Connecting Stud Oil Packing (wick) .....
200072c	12308	Needle Bar Connecting Stud Pinch Screw .....
221480	13402	Needle Bar Guide with 200086c ..
200086c	12308	“ “ “ Pinch Screw ...
213256	13429	“ “ Thread Guide .....
234715	13429	“ Holder (left) with two 200117F .....
234716	13429	Needle Holder (right) with two 200117F .....
213236	13429	Needle Holder Bracket .....
213398	—	“ “ “ 213236 with 234715, 234716, two each 200797c, 201183F, 201537H and 225604 ...
201206F	13410	Needle Holder Bracket Screw ....
201183F	13429	“ “ Cap Screw .....
200797c	13429	“ “ Stud .....
201537H	12319	“ “ “ Nut .....
225604	13402	“ “ “ Washer .....
200117F	11097	“ Set Screw .....
221474	13403	“ Vibrating Cam and Gear, 48 teeth .....
221473	—	Needle Vibrating Cam and Gear 221474 with 200079H and 213276
221477	—	Needle Vibrating Cam and Gear 221473 with 200062H and 213203
200062H	12311	Needle Vibrating Cam and Gear Adjusting Screw .....
221470	13404	Needle Vibrating Cam and Gear Driving Gear, 16 teeth, with two 200383c .....

No.	Plate	Name
200383c	12311	Needle Vibrating Cam and Gear Driving Gear Set Screw .....
213802	11098	Needle Vibrating Cam and Gear Segment Lever with 201809, 204928 and 215691 .....
234706	—	Needle Vibrating Cam and Gear Segment Lever Bushing .....
204922	13429	Needle Vibrating Cam and Gear Segment Lever Connecting Link (lower or upper) .....
204841	—	Needle Vibrating Cam and Gear Segment Lever Connecting Link 204922 with 204923 .....
204923	11642	Needle Vibrating Cam and Gear Segment Lever Connecting Link Bushings (2) .....
200110b	13404	Needle Vibrating Cam and Gear Segment Lever Connecting Link Screw .....
204924	13404	Needle Vibrating Cam and Gear Segment Lever Connecting Link Screw Washer .....
213241	11098	Needle Vibrating Cam and Gear Segment Lever Connection (lower) with 214005 .....
213242	11098	Needle Vibrating Cam and Gear Segment Lever Connection (upper) with 214005 .....
213243	11098	Needle Vibrating Cam and Gear Segment Lever Connection Bracket .....
213277	—	Needle Vibrating Cam and Gear Segment Lever Connection Bracket 213243 with 213241, 213242, two each 201275b, 204841,, 204924, 213265 and four 200110b
200571b	11090	Needle Vibrating Cam and Gear Segment Lever Connection Bracket Screw (lower) .....
200574E	11642	Needle Vibrating Cam and Gear Segment Lever Connection Bracket Screw (upper) .....
200791E	13404	Needle Vibrating Cam and Gear Segment Lever Connection Screw Stud Slide (2) .....
228026	13406	Needle Vibrating Cam and Gear Segment Lever Connection Screw Stud Slide Washer (2) .....



No.	Plate	Name
201581	13404	Needle Vibrating Cam and Gear Segment Lever Connection Screw Stud Slide Wing Nut (2) .....
213265	11100	Needle Vibrating Cam and Gear Segment Lever Connection Slide Block .....
201275D	13410	Needle Vibrating Cam and Gear Segment Lever Connection Slide Block Screw .....
206505	11100	Needle Vibrating Cam and Gear Segment Lever Connection Stop Block .....
200135E	42	Needle Vibrating Cam and Gear Segment Lever Connection Stop Block Screw .....
225908	11100	Needle Vibrating Cam and Gear Segment Lever Connection Stop Block Screw Washer .....
206008	—	Needle Vibrating Cam and Gear Segment Lever Connection Stop Block complete, Nos. 200135E, 206505 and 225908 (2) .....
*214005	—	Needle Vibrating Cam and Gear Segment Lever Connection Stud with 204020 .....
201816	19307	Needle Vibrating Cam and Gear Segment Lever Roller .....
201809	13404	Needle Vibrating Cam and Gear Segment Lever Roller 201816 with 202556 .....
202556	—	Needle Vibrating Cam and Gear Segment Lever Roller Stud ....
*204928	—	Needle Vibrating Cam and Gear Segment Lever Shaft .....
202574	11635	Needle Vibrating Cam and Gear Segment Lever Shaft Collar with 200380c .....
200380c	12319	Needle Vibrating Cam and Gear Segment Lever Shaft Collar Set Screw .....
215691	11642	Needle Vibrating Cam and Gear Segment Lever Shaft Position Pin .....
213203	13403	Needle Vibrating Cam and Gear Stud .....
201501D	13404	Needle Vibrating Cam and Gear Stud Nut .....
200343c	13404	Needle Vibrating Cam and Gear Stud Set Screw .....

No.	Plate	Name
213240	11100	Needle Vibrating Lever (2) .....
213250	11100	" " " " Bearing (left) .....
234704	11100	Needle Vibrating Lever Bearing (right) .....
204020	—	Needle Vibrating Lever Friction (leather) .....
200117F	11097	Needle Vibrating Lever Set Screw
213825	13406	Piercer .....
213260	13403	" Bar .....
214003	—	" " 213260 with 213262 and 221481 .....
221481	13404	Piercer Bar Bushing (lower) .....
200352c	11635	" " " " Set Screw .....
213262	11100	Piercer Bar Bushing (upper) ....
200352c	11635	" " " " Set Screw .....
213248	11100	Piercer Bar Driving Cam with two 200362c .....
213258	11100	Piercer Bar Driving Cam Connection with 200057H and 200066D..
213247	11642	Piercer Bar Driving Cam Connection 213258 with 200128E, 213248 and 213740 .....
247563	—	Piercer Bar Driving Cam Connection Crank with 200070c .....
221461	11642	Piercer Bar Driving Cam Connection Crank 247563 with 200740c and 201520H .....
200740c	11101	Piercer Bar Driving Cam Connection Crank Ball Screw .....
201520H	11101	Piercer Bar Driving Cam Connection Crank Ball Screw Nut ....
200070c	11642	Piercer Bar Driving Cam Connection Crank Pinch Screw .....
200057H	13404	Piercer Bar Driving Cam Connection Pinch Screw .....
200066D	11642	Piercer Bar Driving Cam Connection Pinch Screw .....
213740	11101	Piercer Bar Driving Cam Retaining Washer .....
200128E	11642	Piercer Bar Driving Cam Retaining Washer Screw .....
200362c	12311	Piercer Bar Driving Cam Set Screw
213249	14101	" " Lifting Bracket with two 201052c .....
201052c	13429	Piercer Bar Lifting Bracket Set Screw .....

No.	Plate	Name
213804	13403	Piercer Bar Lifting Rock Shaft ...
215720	11642	" " " " " Bush- ing (2) .....
200043c	12311	Piercer Bar Lifting Rock Shaft Bushing Set Screw (2) .....
201524E	13404	Piercer Bar Lifting Rock Shaft Bushing Set Screw Nut (2) ....
204197	11635	Piercer Bar Lifting Rock Shaft Collar with 200113F .....
200113F	12308	Piercer Bar Lifting Rock Shaft Collar Set Screw .....
213255	11098	Piercer Bar Lifting Rock Shaft Crank with 201812, 205532 and 213804 .....
214004	13405	Piercer Bar Lifting Rock Shaft Crank 213255 with 213249 .....
205532	13429	Piercer Bar Lifting Rock Shaft Crank Position Pin .....
201812	11642	Piercer Bar Lifting Rock Shaft Crank Roller and Stud .....
213253	11101	Piercer Holder with 200117F .....
200076D	11642	" " Screw .....
200117F	11097	" Set Screw .....
213791	13405	Presser Bar (hollow) .....
204252	12308	" " Lifter .....
200550c	12311	" " " Hinge Screw ..
202179	13429	" " Lifting Bracket with 200387c .....
204254	12307	Presser Bar Lifting Bracket Posi- tion Guide .....
200362c	12311	Presser Bar Lifting Bracket Posi- tion Guide Set Screw .....
200387c	13429	Presser Bar Lifting Bracket Set Screw .....
204327	—	Presser Bar Packing Washer (felt)
200504E	13404	" " Screw Bushing (lower)
204255	13404	" " Spring .....
200491B	12344	" " Thumb Screw (pres- sure regulating) .....
200436F	13404	Presser Foot Adjusting Screw ...
200086F	12308	" " " " Clamp Screw .....
221479	13404	Presser Foot Hinge Pin .....
229685	13404	" " " Stud .....
200397H	13404	" " " " Set Screw
229706	13407	" " Plate (left) .....
229707	13407	" " " (right) .....
206653	14214	" " Shank (left) with 200086F, 200397H and 200436F ..

No.	Plate	Name
229775	14214	Presser Foot Shank 206653 with 221479 and 229706 .....
229796	13407	Presser Foot Shank (right) with 200086F .....
229776	14214	Presser Foot Shank 229796 with 221479 and 229707 .....
200086F	12308	Presser Foot Shank (right) Set Screw .....
229674	13407	Presser Foot Spring .....
202737	13404	" " " Collar with 200380c ....
200380c	12319	Presser Foot Spring Collar Set Screw .....
229711	14214	Presser Foot (hinged) (narrow) complete, Nos. 229685, 229775 and 229776 .....
213276	11103	Presser Foot Vibrating Cam .....
200079H	12311	" " " " Screw
213269	11103	" " " Collar and Plunger Socket with 200526c ..
200526c	11103	Presser Foot Vibrating Collar and Plunger Socket Set Screw .....
214009	13405	Presser Foot Vibrating Collar and Plunger Socket complete, Nos. 200199D, 201525E, 201822, 213269, 213270 and 213273 to 213275 ....
213274	11103	Presser Foot Vibrating Engaging Lever with 200141F and 201609 ..
213270	11103	Presser Foot Vibrating Engaging Lever Plunger with 204020 .....
204020	—	Presser Foot Vibrating Engaging Lever Plunger Cushion (leather)
201822	—	Presser Foot Vibrating Engaging Lever Plunger Roller .....
200199D	11103	Presser Foot Vibrating Engaging Lever Plunger Roller Screw Stud
201525E	13402	Presser Foot Vibrating Engaging Lever Plunger Roller Screw Stud Nut .....
213275	11103	Presser Foot Vibrating Engaging Lever Plunger Spring .....
*201609	—	Presser Foot Vibrating Engaging Lever Swivel Stud .....
200141F	11103	Presser Foot Vibrating Engaging Lever Swivel Stud Set Screw ..
213273	11103	Presser Foot Vibrating Engaging Lever Washer Spring .....
213271	13430	Presser Foot Vibrating Lever with 201813, 203325 and 213813 .....

No.	Plate	Name
201829	11642	Presser Foot Vibrating Lever Roller .....
201813	—	Presser Foot Vibrating Lever Roller 201829 with 200274c ....
200274c	11642	Presser Foot Vibrating Lever Roller Screw Stud .....
213813	—	Presser Foot Vibrating Lever Shaft
203325	13429	" " " " " " Position Pin .....
227447	11103	Presser Foot Vibrating Shoe .....
200110B	13404	" " " " Screw
202068	12153	Spool Holder Base .....
204551	11636	" " " Bracket (for two spools) .....
200257D	13404	Spool Holder Base Bracket Screw
204552	11636	Spool Holder Base Bracket complete, Nos. 204551, two each 200575H and 204297 .....
200575H	12311	Spool Holder Base Screw .....
204296	12153	" " Wire .....
200079H	12311	" " Hinge Screw .....
204297	12153	Spool Holder complete, Nos. 200079H, 202068 and 204296 .....
212920	—	Take-up Cam with 200335c and 200430c .....
203268	13405	Take-up Cam 212920 with 200383c, 200658c and 201519E .....
203172	12307	Take-up Cam Friction Washer .....
200430c	12311	" " Position Screw .....
200383c	12311	" " " " Check Screw .....
200335c	12311	Take-up Cam Set Screw .....
203311	13404	" Lever .....
221454	—	" " 203311 with 204263 ..
204263	13404	" " Bearing with 204264 ..
204264	13429	" " " Position Pin ...
200042F	12311	" " " Screw .....
201816	12307	" " Roller .....
203312	13404	Take-up Lever complete, Nos. 200042F, 201816 and 221454 .....
244007	13429	Tension Disc .....
202090	13429	" " Position Pin .....
213267	11101	" Release Cam .....
200290c	13406	" " " Screw .....
207069	13429	" " " Position Pin ..
213213	13406	" " Lever .....
200290c	13406	" " " Screw .....
213214	13406	" " " Spring .....
200318H	13406	" " " " Screw ...
202075	13429	" " Plunger .....

No.	Plate	Name
203750	13431	Tension Release Slide .....
206608	13429	" " " Spring .....
13710	13429	" Spring .....
200632B	13429	" Stud .....
200397H	13404	" " Set Screw .....
201572B	10881	" Thumb Nut .....
204271	13429	" Washer .....
203753	13429	Tension complete, Nos. 13710, 200632B, 201572B, 202075, 204271 and two 244007 .....
213934	11644	Thread Controller Bracket .....
213935	—	" " " 213934 with 200152H, 213937 to 213939, two each 200315H, 202098, 213936 and four 213940 .....
202108	13404	Thread Controller Bracket Position Pin .....
200098F	12307	Thread Controller Bracket Screw
213936	11644	" " Plate .....
202098	11644	" " Roller .....
213937	11644	" " " Guard (back)
213938	11644	" " " " (front)
213939	11644	" " " " Clamp
200152H	11644	" " " " " Screw .....
213940	11644	Thread Controller Roller Guard Clamp Screw Washer .....
200315H	11644	Thread Controller Roller Screw ..
219866	11644	" " Spring (back) ....
219867	11644	" " " (front) .....
213942	11644	" " " Adjusting Collar (back) .....
200089D	11635	Thread Controller Spring Adjusting Collar (back) Clamp Screw ..
225604	13402	Thread Controller Spring Adjusting Collar (back) Clamp Screw Washer .....
213941	11644	Thread Controller Spring Adjusting Collar (front) with 200397H
200397H	13404	Thread Controller Spring Adjusting Collar (front) Set Screw ...
213943	11644	Thread Controller Spring Stop (adjustable) .....
200089D	11635	Thread Controller Spring Stop Screw .....
213944	11644	Thread Controller Spring Stud ....
200355H	12319	" " " " Set Screw .....

No.	Plate	Name
228026	13406	Thread Controller Spring Stud Washer .....
203313	13406	Thread Guide .....
204459	13406	" " (2) .....
204281	13431	" Retainer Guide Wire .....
202091	13431	" " Sleeve .....
202092	13431	" " Spring (spiral) .....
204058	13431	" " Stud .....
200368H	13431	" " " Set Screw .....
204059	13431	Thread Retainer complete, Nos. 202091, 202092 and 204058 .....
212826	13406	Throat Plate with 212863 and two 200587D .....
200161D	12319	Throat Plate Clamp Screw .....
212863	13406	" " Needle Guard .....
200587D	13406	" " " " Screw .....
203376	13431	" " Position Pin .....
200577H	12311	" " Screw .....

**SINGER** Needles should be used  
in **SINGER** Machines  
These Needles and their Containers  
are marked with the  
Company's Trade Mark "SIMANCO.\*" 1

Needles in Containers marked  
"FOR SINGER MACHINES"  
are NOT **SINGER** made needles. 2

## ACCESSORIES

No.	Plate	Name
234738	13406	Auxiliary Piercer .....
213710	11635	Bobbin (10) .....
*225482	—	" Case Screw Driver Blade ..
*225483	—	" " " " Handle ..
225497	12153	Bobbin Case Screw Driver complete, Nos. 225482 and 225483 ..
225486	13410	Needle Holder Stud Nut Wrench.
213825	13406	Piercer .....
213828	13406	" .....
234702	—	Tweezers .....
130 x 3	—	Needles, twelve, size 10 .....
228213	—	Drip Pan with four 1 in. wire nails
41400	12153	Machine Rest Pin (wood) .....
120342	12153	Oiler (copper plated) with 120343
120343	12153	" Spout, 3½ in. long .....
*225484	—	Screw Driver Blade .....
*225485	—	" " Handle .....
225498	12153	Screw Driver complete (7¼ in. long), Nos. 225484 and 225485 ..
225554	12153	Wrench (steel) .....

### BOBBIN WINDER

#### Swing Automatic, Right Hand

225453	10884	Frame with 202277 and 225438 ....
225454	10884	" Hinge Pin .....
202277	—	" Oil Packing (wick) .....
225438	10884	" " Well Cap .....
225455	10884	" Spring .....
225456	10884	" " Plunger .....
202473	10885	Pulley with 200380C .....
200380C	12319	" Set Screw .....
225381	10884	Spindle .....
225444	10884	Stop Latch .....
200056E	10884	" " Screw .....
225458	10884	" " Thumb Lever .....
225459	10884	" " " " Hinge Stud
225459	10884	" " " " Joint Stud
202478	10884	" " Trip Lever .....
200299H	10884	" " " " Hinge Screw

No.	Plate	Name
225461	10881	Tension Bracket with 201499B ...
200082D	10881	" " Screw .....
228026	13406	" " " Washer .....
2102	10881	" Disc .....
202407	10881	" Spring .....
201499B	10881	" Stud .....
201572B	10881	" " Thumb Nut .....
225462	10881	Bobbin Winder Tension Bracket complete, Nos. 201572B, 202407, 225461 and two 2102 .....
225433	10885	Bobbin Winder and Tension Bracket Base .....
225382	10885	Universal Bobbin Winder complete, Nos. 200056E, 200082D, 200299H, 202473, 202478, 225381, 225433, 225444, 225453 to 225456, 225458, 225462, 228026, two each 225459 and wood screws $\frac{3}{4}$ in., No. 12, R.H.B. ....

## KNEE LIFTER

2763	14171	Rock Shaft .....
7539	14171	" " Hanger (back) with two wood screws 1 in., No. 10 ..
20093	14171	Rock Shaft Hanger (front) with two wood screws 1 in., No. 10 ..
2765	14171	Rock Shaft Knee Arm .....
2768	—	" " " " 2765 with 2766 and 2767 .....
2766	14171	Rock Shaft Knee Arm Hub with 356c .....
356c	14171	Rock Shaft Knee Arm Hub Set Screw .....
2767	14171	Rock Shaft Knee Plate with 356c ..
356c	14171	" " " " Set Screw
228238	14171	" " Lifting Lever with 356c
228239	—	" " " " 228238 with 8073, 204225, 228240 and 228241 ..
228240	14171	Rock Shaft Lifting Lever Rod (3 in. long) .....
200529c	14171	Rock Shaft Lifting Lever Rod Set Screw .....
228241	14171	Rock Shaft Lifting Lever Rod Swivel with 200529c .....
204225	14171	Rock Shaft Lifting Lever Rod Swivel Spring .....
8073	14171	Rock Shaft Lifting Lever Rod Swivel Spring Plunger .....

No.	Plate	Name
356c	14171	Rock Shaft Lifting Lever Set Screw
2770	14171	" " Stop Dog with 356c ...
356c	14171	" " " " Set Screw ..
228242	14171	Rock Shaft complete, Nos. 2763, 2768, 7539, 20093, 228239 and two 2770 .....

(Other Knee Lifter Parts are listed with  
parts of machine head.)

## PRESSER FEET

200436F	13404	Presser Foot Adjusting Screw ....
200086F	12308	" " " " Clamp Screw .....
221479	13404	Presser Foot Hinge Pin .....
229685	13404	" " " Stud .....
200397H	13404	" " " " Set Screw
229706	13407	" " Plate (left) .....
229707	13407	" " " (right) .....
206653	14214	" " Shank (left) with 200086F, 200397H and 200436F ..
229775	12414	Presser Foot Shank 206653 with 221479 and 229706 .....
229796	13407	Presser Foot Shank (right) with 200086F .....
229776	14214	Presser Foot Shank 229796 with 221479 and 229707 .....
200086F	12308	Presser Foot Shank (right) Set Screw .....
229711	14214	Presser Foot (hinged) (narrow) complete, Nos. 229685, 229775 and 229776 .....
200436F	13404	Presser Foot Adjusting Screw ....
200086F	12308	" " " " Clamp Screw .....
221479	13404	Presser Foot Hinge Pin .....
229685	13404	" " " Stud .....
200397H	13404	" " " " Set Screw
229706	13407	" " Plate (left) .....
229835	—	" " " (right) .....
229672	—	" " Shank (left) with 200086F, 200397H and 200436F ..

No.	Plate	Name
229772	13431	Presser Foot Shank 229672 with 221479 and 229706 .....
229796	13407	Presser Foot Shank (right) with 200086F .....
229836	—	Presser Foot Shank 229796 with 221479 and 229835 .....
200086F	12308	Presser Foot Shank (right) Set Screw .....
229837	13407	Presser Foot (hinged) complete, Nos. 229685, 229772 and 229836 ..

## PIERCERS

234737	13406	Auxiliary Piercer .....
234738	13406	" " .....
213825	13406	Piercer .....
213828	13406	" .....

Note: Nos. 213825, 213828 and 234738  
made for 11 stitches and 234737 for 13  
stitches to the inch.

## CORD HOLDER

213289	11098	Cord Holder .....
200809B	11097	" " Screw .....

## HEMMERS

No.	Plate	Name
230192	11649	Hemmer on Shank, for hems from $\frac{1}{8}$ to $\frac{1}{2}$ inch .....

Note: State width required on order.

### HEMMER (REVERSE)

230190	11649	Hemmer on Shank, for hems from $\frac{1}{8}$ to $\frac{3}{8}$ inch .....
--------	-------	---

Note: State width required on order.

### HEMMER

(Right Hand)

Folds  $\frac{1}{16}$  in. Hem

230940	14606	Base Plate with 225706 .....
225706	13410	" " Position Pin .....
200246B	13410	" " Screw .....
201525E	13402	" " " Nut .....
225708	13410	" " Spring .....
230713	11650	Folder on Shank .....
200187B	13410	" " " Screw .....
230484	13410	" " " " Washer ....
230714	11651	Tongue with two 200133B .....
200133B	13410	" Screw .....
230711	11652	Hemmer complete, Nos. 200246B, 201525E, 225708, 230484, 230940, 230713, 230714 and two 200187B..

### HEMMER

(Right Hand)

Folds  $\frac{3}{8}$  in. Hem

230940	14606	Base Plate with 225706 .....
225706	13410	" " Position Pin .....
200246B	13410	" " Screw .....
201525E	13402	" " " Nut .....
225708	13410	" " Spring .....
230715	11650	Folder on Shank .....
200187B	13410	" " " Screw .....
230484	13410	" " " " Washer ....
230716	11651	Tongue with two 200103D .....
200103D	13410	" Screw .....
230712	11652	Hemmer complete, Nos. 200246B, 201525E, 225708, 230484, 230715, 230716, 230940 and two 200187B..

## HEMMER

(Right Hand) (Small Opening)

Folds  $\frac{3}{8}$ ,  $\frac{1}{2}$  and  $\frac{3}{4}$  in. hems

Note: State width of hem required

No.	Plate	Name
230940	14606	Base Plate with 225706 .....
225706	13410	" " Position Pin .....
200246B	13410	" " Screw .....
201525E	13402	" " " Nut .....
225708	13410	" " Spring .....
230532	14608	Folder on Shank .....
200187B	13410	" " " Screw .....
230484	13410	" " " " Washer ....
230533	14608	Tongue with two 200133B .....
200133B	13410	" Screw .....
230535	14609	Hemmer complete, Nos. 200246B, 201525E, 225708, 230484, 230532, 230533, 230940 and two 200187B..

## HEMMER

(Right Hand)

Folds Hems from  $\frac{1}{8}$  to  $2\frac{1}{2}$  in., in steps of  $\frac{1}{8}$  inch

Note: State width of hem required

230940	14606	Base Plate with 225706 .....
225706	13410	" " Position Pin .....
200246B	13410	" " Screw .....
201525E	13402	" " " Nut .....
225708	13410	" " Spring .....
230540	11650	Folder on Shank .....
200187B	13410	" " " Screw .....
230484	13410	" " " " Washer ....
230539	11651	Tongue with two 200103D .....
200103D	13410	" Screw .....
230542	14609	Hemmer complete, Nos. 200246B, 201525E, 225708, 230484, 230539, 230540, 230940 and two 200187B..

## HEMMER (REVERSE)

(Right Hand)

Folds Hems from  $\frac{1}{4}$  to  $2\frac{3}{4}$  in., in steps of  $\frac{1}{4}$  inch

Note: State width of hem required

230756	11651	Base Plate with 225706 .....
225706	13410	" " Position Pin .....
200246B	13410	" " Screw .....
201525E	13402	" " " Nut .....
225708	13410	" " Spring .....

No.	Plate	Name
230537	14608	Folder on Shank .....
200187B	13410	" " " Screw .....
230484	13410	" " " " Washer ....
230536	14608	Tongue with two 200103D .....
200103D	13410	" Screw .....
230538	11652	Hemmer (reverse) complete, Nos. 200246B, 201525E, 225708, 230484, 230536, 230537, 230756 and two 200187B .....

## HEMMER (ADJUSTABLE)

(Right Hand)

Folds Hems from  $\frac{1}{2}$  to  $2\frac{1}{4}$  inches

230940	14606	Base Plate with 225706 .....
225706	13410	" " Position Pin .....
200246B	13410	" " Screw .....
201525E	13402	" " " Nut .....
225708	13410	" " Spring .....
230519	14606	Bracket (lower) with two 200078D
200158B	13410	" " Screw .....
230484	13410	" " Washer .....
230521	14606	" (upper) with 200462B and two 200160B .....
200078D	12307	Bracket (upper) Screw .....
230518	14606	Folder Arm and Guard (left) ....
200160B	13410	" " " " Screw .....
230520	14606	" and Arm (right) .....
200462B	13410	" " " " Adjustable Thumb Screw .....
226163	13410	Folder and Arm (right) Adjustable Thumb Screw Washer .....
230523	14606	Tongue (left) with two 200164B ..
200164B	13410	" " Screw .....
230522	14606	" (right) with two 200164B ..
200164B	13410	" " Screw .....
230525	14609	Hemmer (adjustable) complete, Nos. 200246B, 201525E, 225708, 226163, 230484, 230518 to 230523, 230940 and two 200158B .....

## HEMMER (REVERSE) (ADJUSTABLE)

(Right Hand)

Folds Hems from  $\frac{1}{2}$  to  $2\frac{1}{2}$  inches

230529	14607	Base Plate with 225706 .....
225706	13410	" " Position Pin .....
200246B	13410	" " Screw .....
201525E	13402	" " " Nut .....

No.	Plate	Name
225708	13410	Base Plate Spring .....
230528	14607	Folder Arm and Guard (left) with two 200155F .....
200187B	13410	Folder Arm and Guard (left) Screw
230484	13410	" " " " " "
		Washer .....
230526	14607	Folder and Arm (right) with two 200155F .....
200469B	13410	Folder and Arm (right) Adjustable Thumb Screw .....
226163	13410	Folder and Arm (right) Adjustable Thumb Screw Washer .....
230530	14607	Tongue (left) .....
230527	14607	" (right) .....
200155F	13410	" Screw .....
230531	14609	Hemmer (reverse) (adjustable) complete, Nos. 200246B, 200469B, 201525E, 225708, 226163, 230484, 230526 to 230530 and two 200187B

## HEMMER (ADJUSTABLE)

(Left Hand)

Folds Hems from  $\frac{1}{2}$  to  $2\frac{1}{4}$  inches

230516	14605	Base Plate with 225706 .....
225706	13410	" " Position Pin .....
200246B	13410	" " Screw .....
201525E	13402	" " Nut .....
225708	13410	" " Spring .....
230515	14605	Bracket (lower) with two 200078B
200158B	13410	" " Screw .....
230484	13410	" " Washer .....
230514	14605	" (upper) with 200462B and two 200160B .....
200078B	12307	Bracket (upper) Screw .....
230510	14605	Folder Arm and Guard (right) ....
200160B	13410	" " " " Screw .....
230511	14605	" and Arm (left) .....
200462B	13410	" " " " Adjustable Thumb Screw .....
226163	13410	Folder and Arm (left) Adjustable Thumb Screw Washer .....
230512	14605	Tongue (left) with two 200164B ..
200164B	13410	" " Screw .....
230513	14605	" (right) with two 200164B ...
200164B	13410	" " Screw .....
230517	14609	Hemmer (adjustable) (left hand) complete, Nos. 200246B, 201525E, 225708, 226163, 230484, 230510 to 230516 and two 200158B .....

## BOX PLAITER

(ADJUSTABLE)

No.	Plate	Name
230001	14526	Base Plate .....
230002	14526	" " Arm Bracket with two 200344c .....
200344c	14527	Base Plate Arm Bracket Adjusting Screw .....
200048B	14527	Base Plate Arm Bracket Screw ...
230003	14526	" " Cloth Guide (left) .....
230004	14526	" " " " (right) .....
200169B	14527	" " " " Screw .....
200048B	14527	" " Screw .....
230005	14527	Folder Blade (left) (adjustable)..
230006	14527	" " (right) (adjustable)..
230007	14526	" " Plate .....
200344c	14527	" " " Adjusting Screw
200053B	12311	" " " Screw .....
200169B	14527	" " " Screw .....
230008	14527	Presser Foot .....
230009	14528	Space Gauge (left) .....
230010	14528	" " (right) .....
230011	14528	" " Adjustable Slide (left)
230012	---	" " " " 230011 with 200176B, 200186B, 202603 and 230009 .....
230013	14528	Space Gauge Adjustable Slide (right) .....
230014	14529	Space Gauge Adjustable Slide 230013 with 200176B, 200186B, 202603 and 230010 .....
200186B	14527	Space Gauge Screw (long) .....
202603	14527	" " " " Washer
200176B	14527	" " " " (short) .....
200472B	14527	" " Thumb Screw .....
202603	14527	" " " " Washer
230015	14529	Box Plaiter (adjustable) complete, Nos. 200472B, 202603, 230001 to 230008, 230012, 230014, two 200053B, four 200169B and five 200048B .....



## LAP SEAM FELLER

(ADJUSTABLE)

For Joining Lace to Cloth or Two Pieces of Cloth with  
Double Hemstitch

No.	Plate	Name
230258	14581	Folder on Shank (left) .....
230259	14581	" " " (right) .....
230260	14581	" Base Plate .....
200157B	13410	" " " Screw .....
200170B	13410	" Screw .....
230261	14581	Lap Seam Feller (adjustable) complete, Nos. 230258 to 230260 and two 200170B .....

**SINGER** Needles should be used  
in **SINGER** Machines  
These Needles and their Containers  
are marked with the  
Company's Trade Mark "SIMANCO.\*" 1

Needles in Containers marked  
"FOR SINGER MACHINES"  
are NOT **SINGER** made needles. 2

## OBSOLETE PARTS

No.	Plate	Name
202470	12320	Bobbin Winder Base .....
202471	12320	" " Frame .....
202472	12319	" " " Spring .....
202474	12320	" " Spindle .....
227522	12319	" " Stop Latch .....
202477	12319	" " " " Thumb Lever .....
227523	12320	Bobbin Winder complete, Nos. 200056E, 200161D, 200221D, 201537H, 202470 to 202474, 202477, 202478, 227522, three 200299H and two round head wood screws 1 in., No. 13 .....
202480	12320	Bobbin Winder Spool Holder Base with 200355H and 202484 .....
202481	12320	Bobbin Winder Spool Holder Base Spool Pin .....
202482	12319	Bobbin Winder Spool Holder Ten- sion Disc (lower or upper) .....
202483	12319	Bobbin Winder Spool Holder Ten- sion Disc Spring (brass) .....
202484	12319	Bobbin Winder Spool Holder Ten- sion Disc Thread Guide .....
202485	12320	Bobbin Winder Spool Holder com- plete, Nos. 200011D, 202480, 202481, 202483, two 202482 and one wood screw 1 in., No. 13 ..
213290	11652	Face Plate with 200366H, 202087, 203751, 207069, two each 200368H, 202090 and three 200397H .....
213266	11097	Face Plate Thread Guide .....
213291	11652	Face Plate complete, Nos. 200503H, 200577H, 202088, 213213, 213214, 213231, 213267, 213290, two each 200290C, 201537H, 204059, 203753 and three 225604 .....
203250	12308	Hook Driving Shaft Collar with two 200393C .....
213198	13410	Needle Vibrating Cam and Gear Driving Gear, 16 teeth, with two 200383C .....
213254	11098	Needle Vibrating Cam and Gear, 48 teeth, for 214008 .....

No.	Plate	Name
214008	—	Needle Vibrating Cam and Gear 213254 with 200079H and 213276, for 213217 .....
213217	—	Needle Vibrating Cam and Gear 214008 with 200062H and 213203..
213811	13410	Piercer Bar Lifting Rock Shaft Bushing .....
Nos. 229681 to 229684, for 229705 and 229727		
229681	14204	Presser Foot Bracket .....
229682	14204	" " Heel Spring .....
229683	14204	" " " " Post .....
229684	14204	" " " " Washer .....
229703	14204	" " Plate (left), for 229769 .....
229704	14204	" " " (right), for 229795 .....
206651	—	" " Shank (left) with 229949, for 229763 and 229769 ..
229769	13407	Presser Foot Shank 206651 with 221479 and 229703, for 229705 ...
206652	—	Presser Foot Shank (right) with 229949, for 229764 and 229795 ..
229795	13407	Presser Foot Shank 206652 with 221479 and 229704, for 229705 ...
229705	14204	Presser Foot (hinged) complete, Nos. 206487, 207127, 229681 to 229684, 229769, 229795, two each 200057E, 201537E and 207125, to be used with Presser Bar 204251 ..
229725	13408	Presser Foot Plate (left), for 229763 ..
229726	13408	" " " (right), for 229764 ..
229763	13408	" " Shank 206651 with 221479 and 229725, for 229727 ..
229764	13408	Presser Foot Shank 206652 with 221479 and 229726, for 229727 ..
229727	13408	Presser Foot (hinged) complete, Nos. 206487, 207127, 229681 to 229684, 229763, 229764, two each 200057E, 201537E and 207125, to be used with Presser Bar 204251 ..
229731	13409	Presser Foot Plate (left) with 200486D and 213648, for 229791 ..
229732	13409	Presser Foot Plate (right), for 229792 .....
229791	13409	Presser Foot Shank 207136 with 200175H, 205979, 207140 and 229731, for 229733 .....
229792	13409	Presser Foot Shank 207137 with 200175H, 205979, 207140 and 229732, for 229733 .....

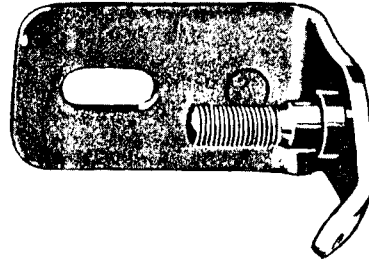
No.	Plate	Name
213648	13409	Presser Foot (left) Strip Guide, for 229731 .....
229733	13409	Presser Foot (hinged) (adjustable) complete, Nos. 207138, 229791, 229792, two each 200112H and 228026, to be used with Presser Bar 221468 .....
229739	13409	Presser Foot (hinged) (adjustable) complete, Nos. 207138, 229787, 229788, two each 200112H and 228026, to be used with Presser Bar 221468 .....
234703	13406	Tension Release Lever Stop .....
202872	13406	" " " " Posi- tion Pin .....
213805	11101	Thread Controller Roller Guard Washer Thread Guard, for 203745 ..
203745	—	Thread Controller complete, Nos. 200300c, 200581H, 202098, 204274, 204275, 204333 and 213805, for 213231 .....
213231	13410	Thread Controller and Spring com- plete, Nos. 202085 and 203745, for 213291 .....

**SINGER** Needles should be used  
in **SINGER** Machines  
These Needles and their Containers  
are marked with the  
Company's Trade Mark "SIMANCO."<sup>\*\*\*</sup> 1

Needles in Containers marked  
"FOR SINGER MACHINES"  
are NOT **SINGER** made needles. 2

PLATE 10881-FULL SIZE


225461




200082 202104



2102



225462



202407



201499



201572



PLATE 10884 - FULL SIZE

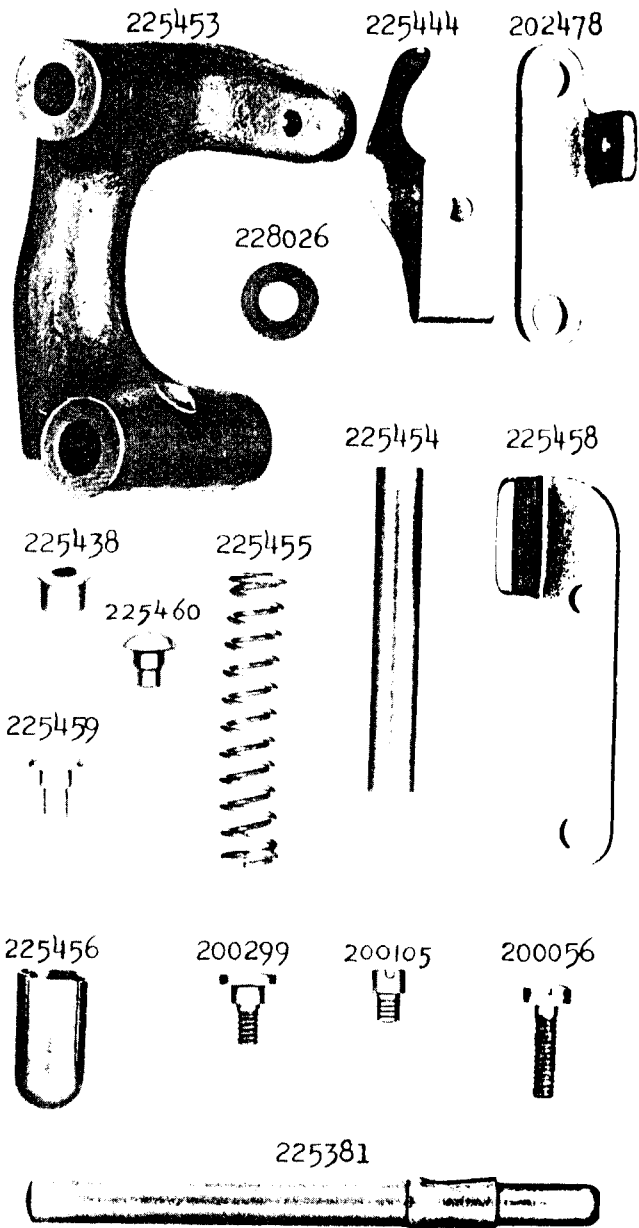


PLATE 10885 - ONE-FOURTH SIZE

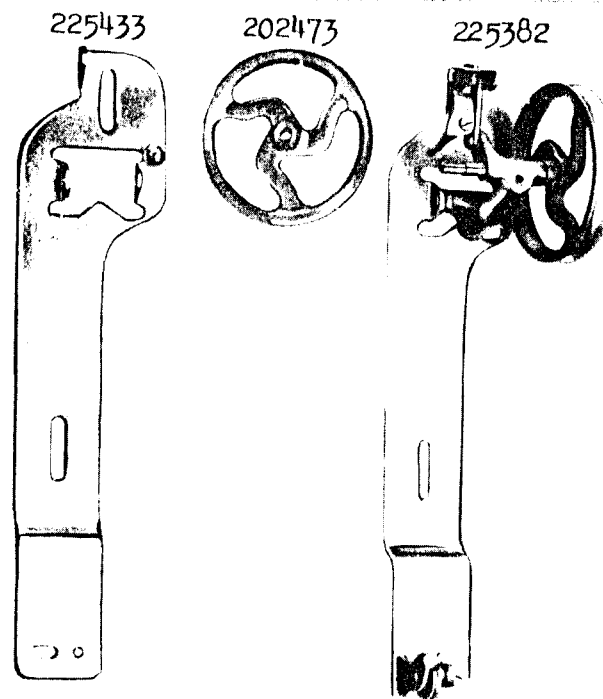
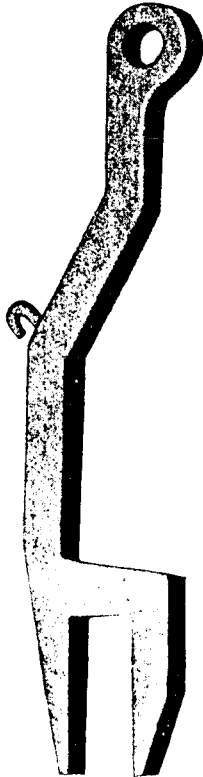


PLATE 11090—FULL SIZE

200571    200075    200348    201535



213789



200036




201850



201517



213218



213187






PLATE 11097—FULL SIZE

213284    213261    200117    213266




213246



213233



213234



213264



200809



PLATE 11098—ONE-HALF SIZE

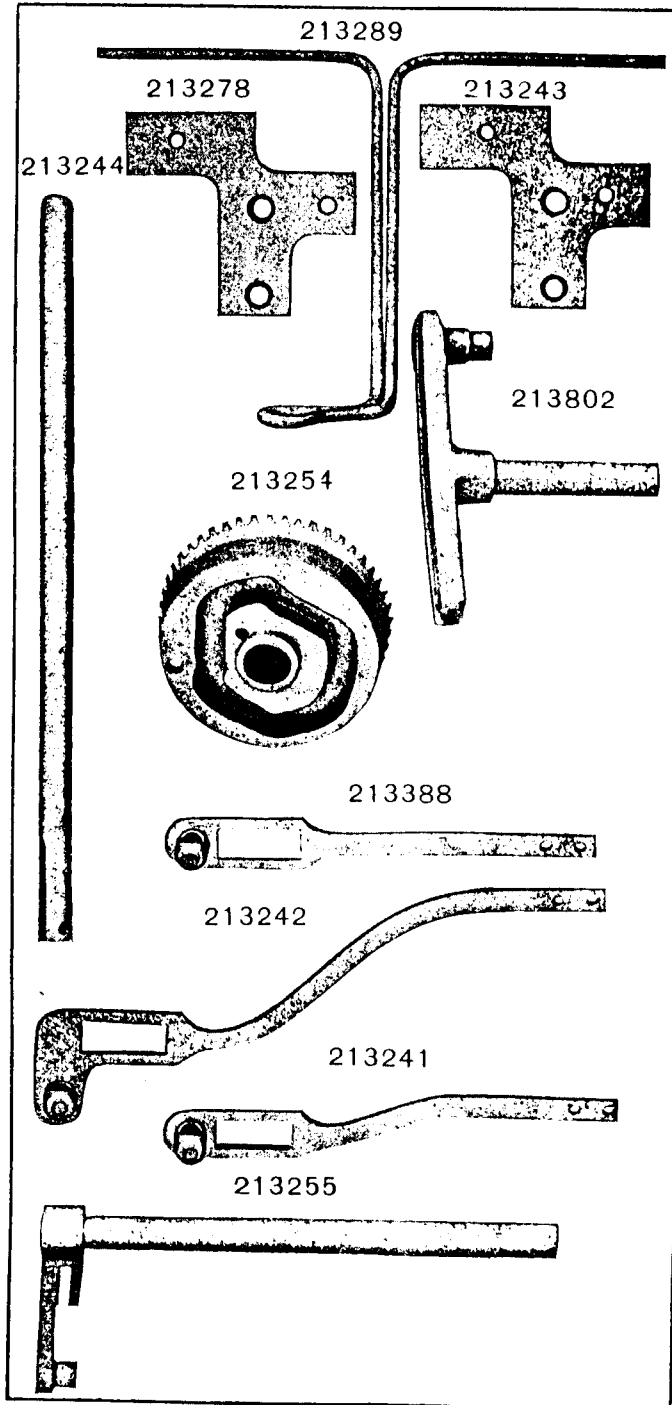


PLATE 11100—FULL SIZE

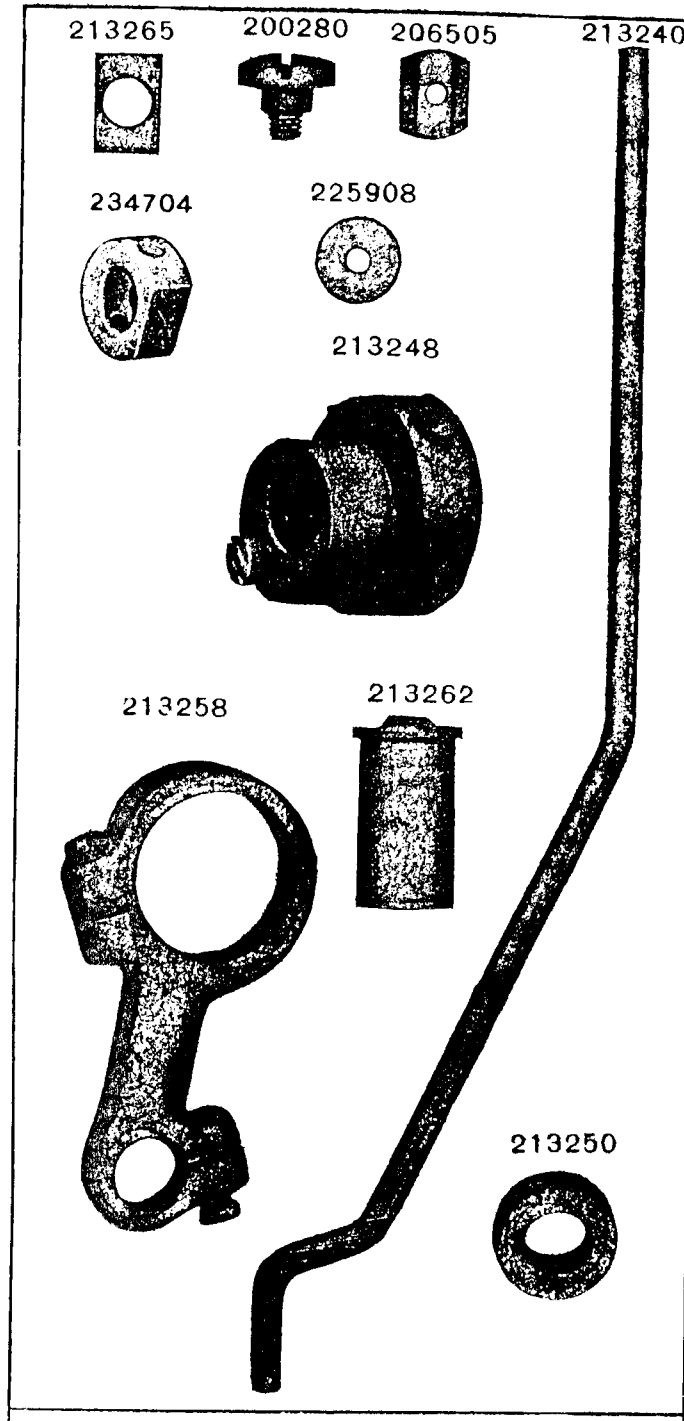
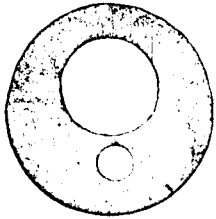


PLATE 11101—FULL SIZE

213740




213249

200740



201520



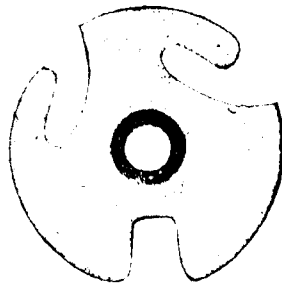
213253



213805



213267



213809



PLATE 11103—FULL SIZE

213276



200526



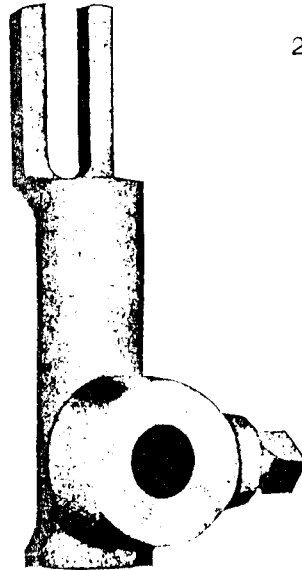
200141




213274



213269



213270




200199



213275



227447



213273



PLATE 11635-FULL SIZE

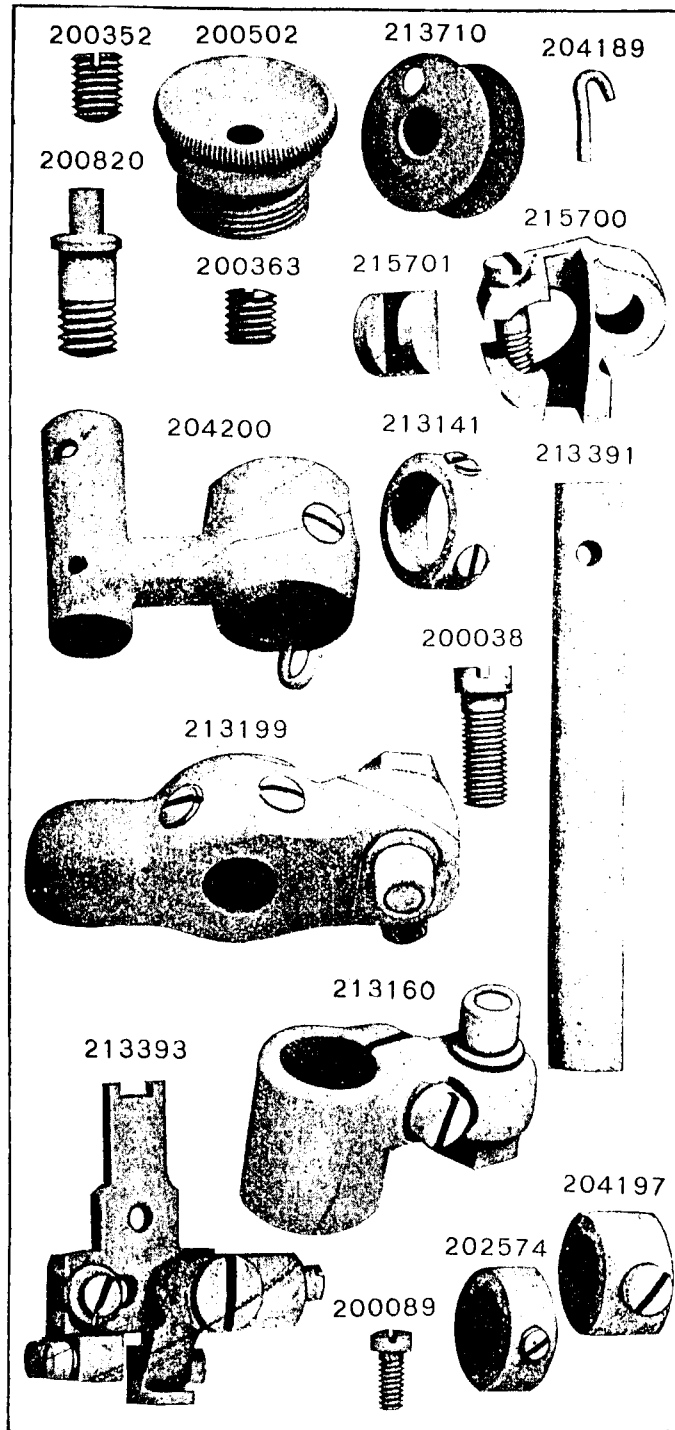


PLATE 11636-ONE-FOURTH SIZE

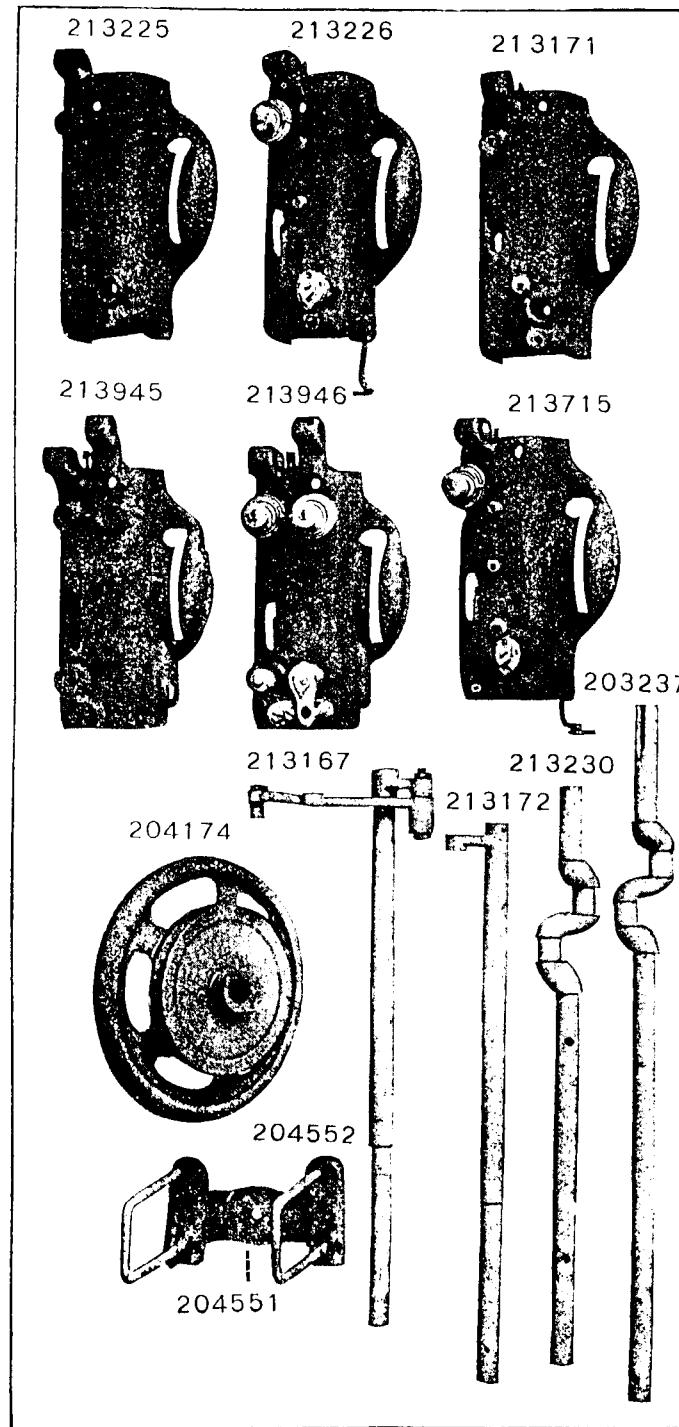




PLATE 11642 -FULL SIZE

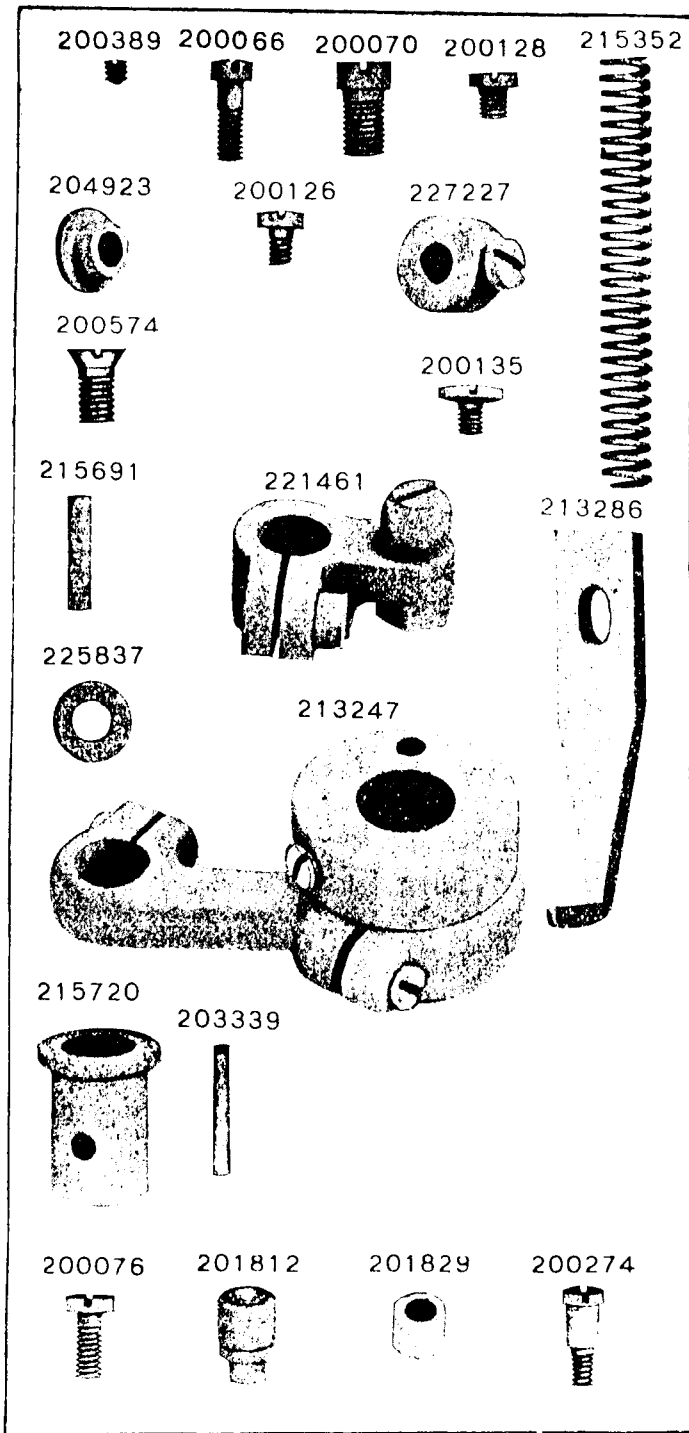


PLATE 11644 FULL SIZE

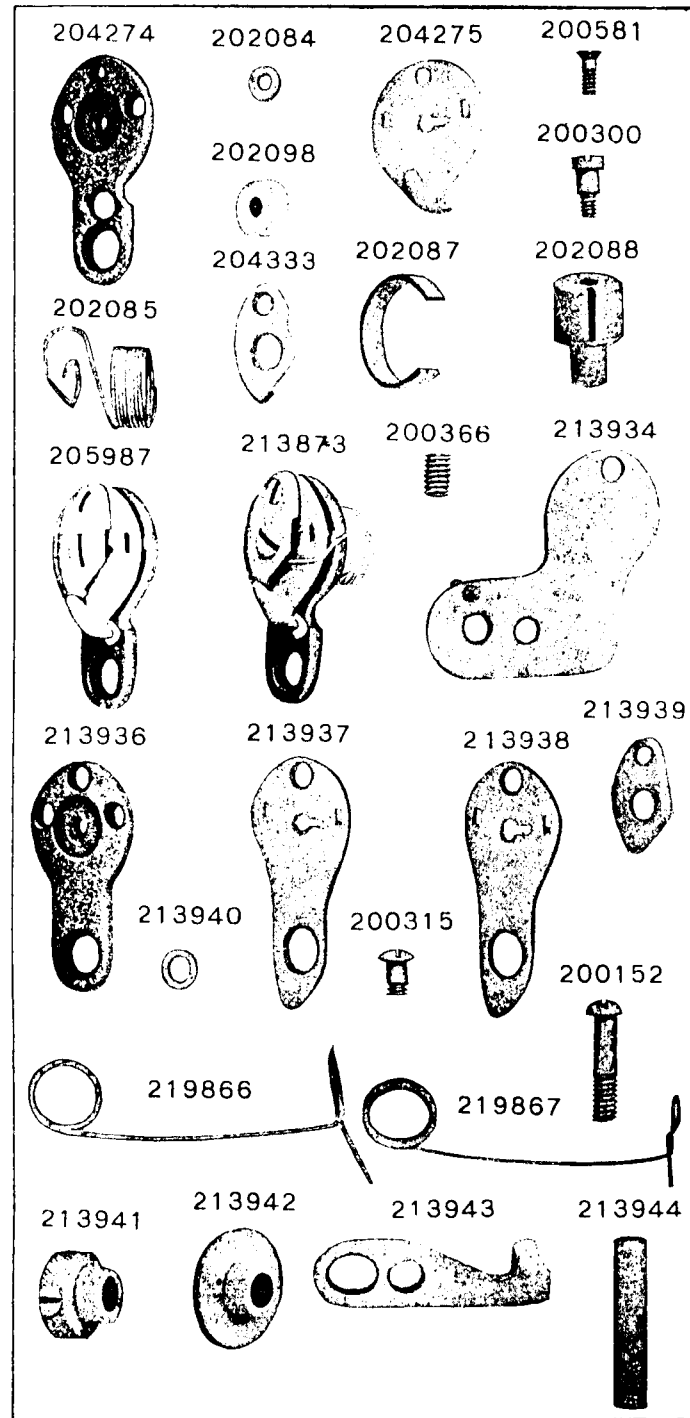


PLATE 11649 - FULL SIZE

230190



230192

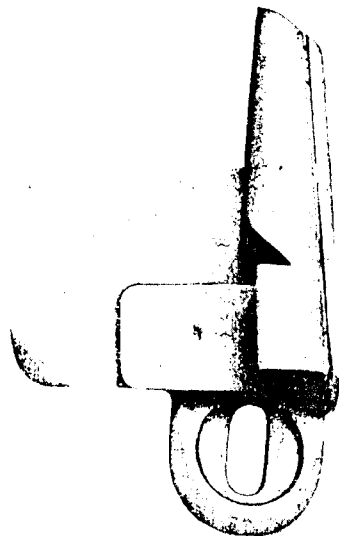
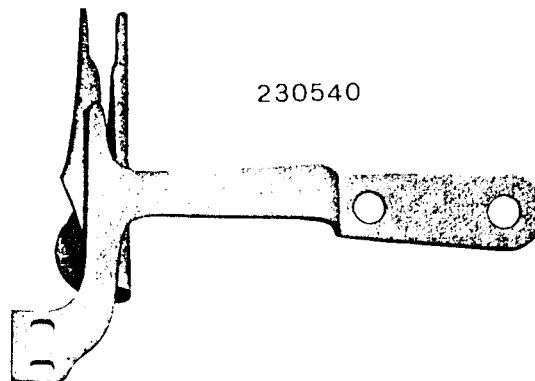
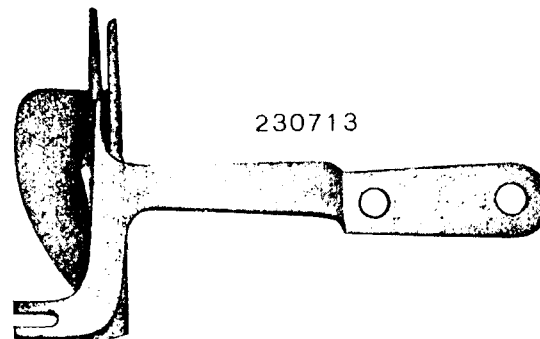


PLATE 11650 - ONE-HALF SIZE

230540



230713



230715

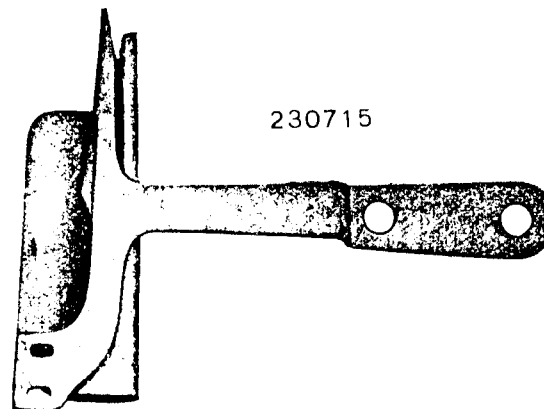


PLATE 11651 ONE-HALF SIZE

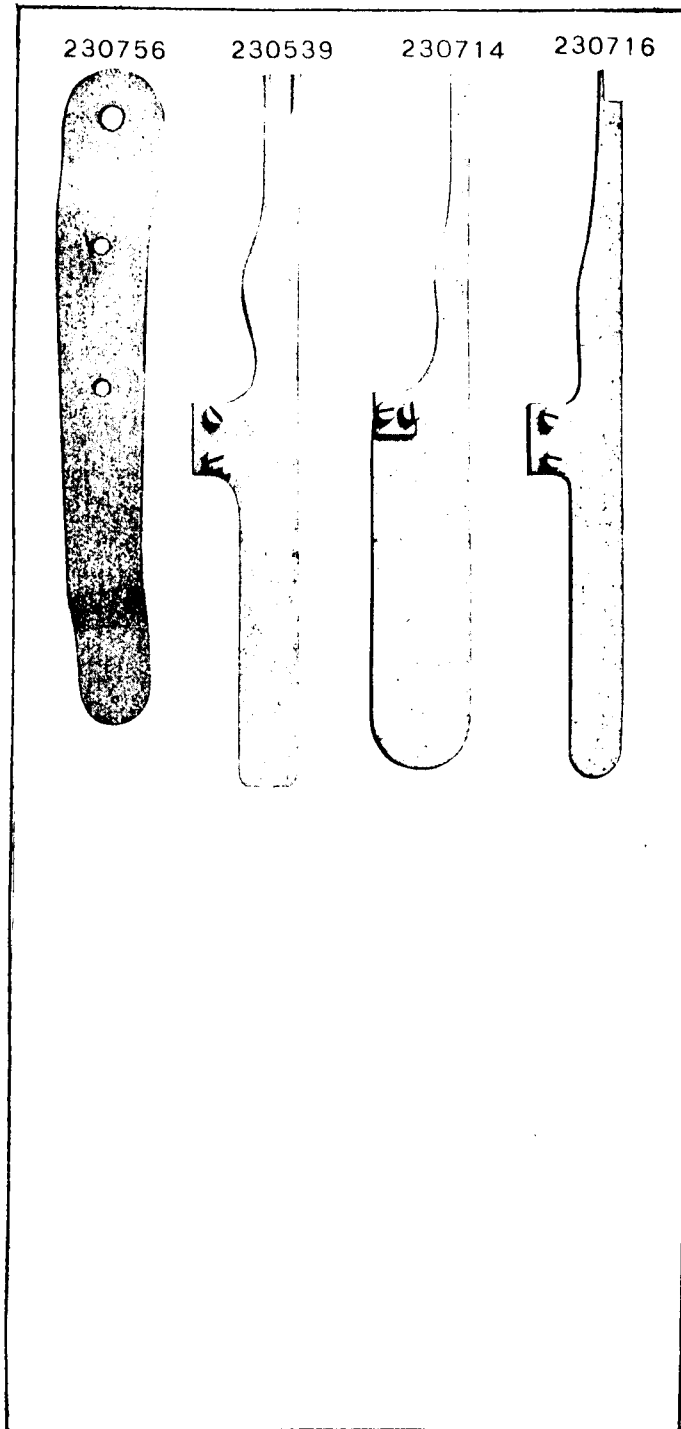


PLATE 11652--ONE-FOURTH SIZE

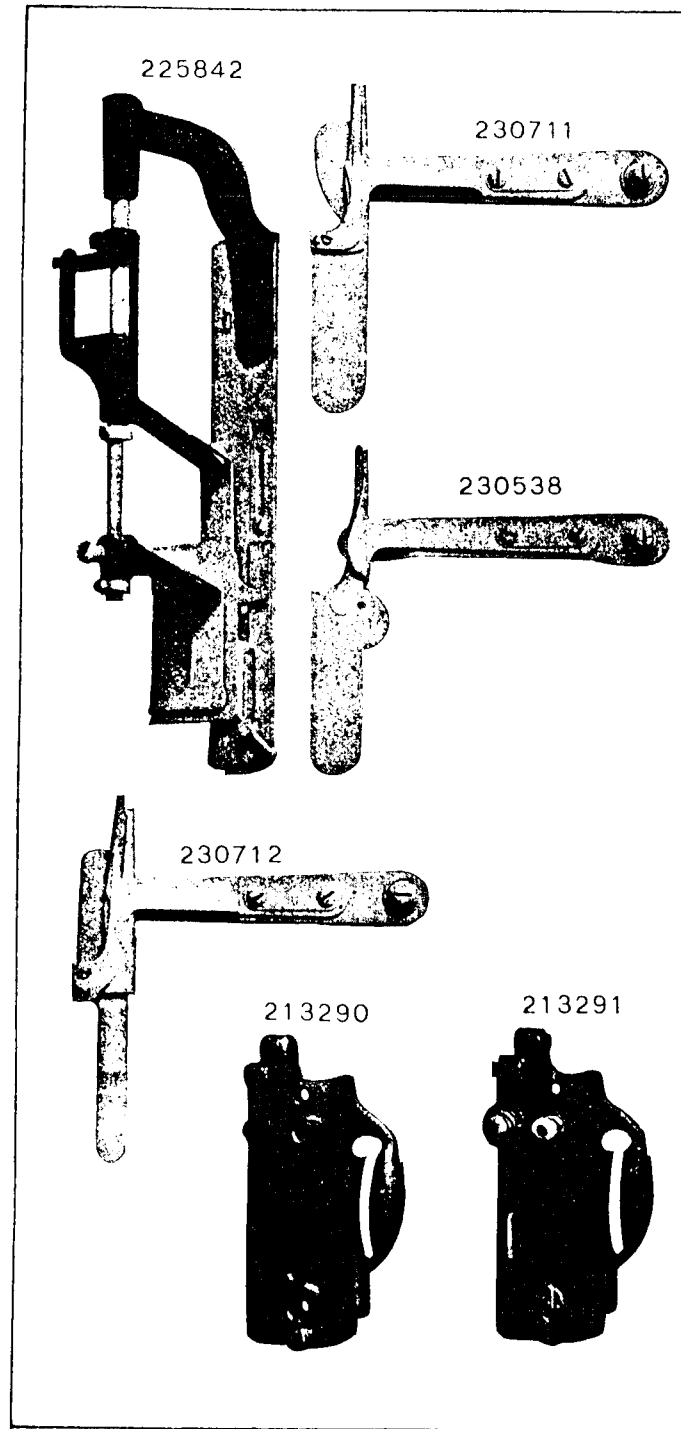


PLATE 12153—ONE-HALF SIZE

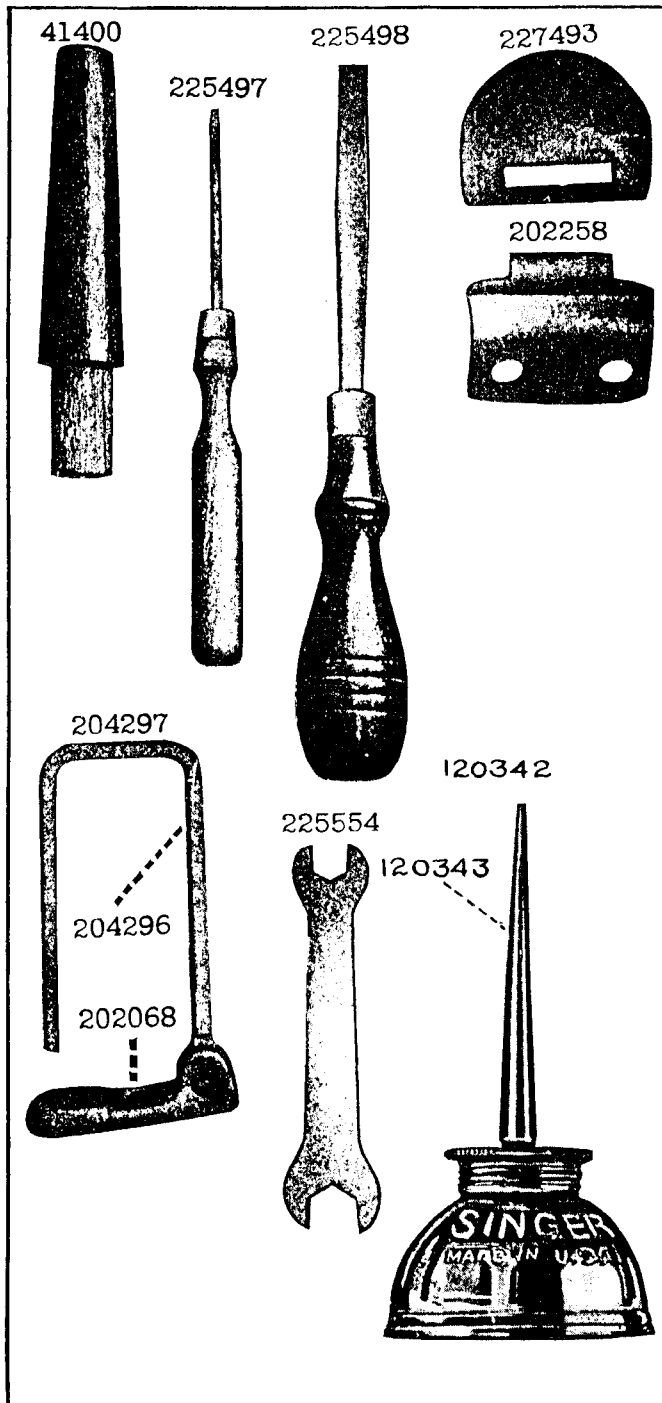


PLATE 12307—FULL SIZE

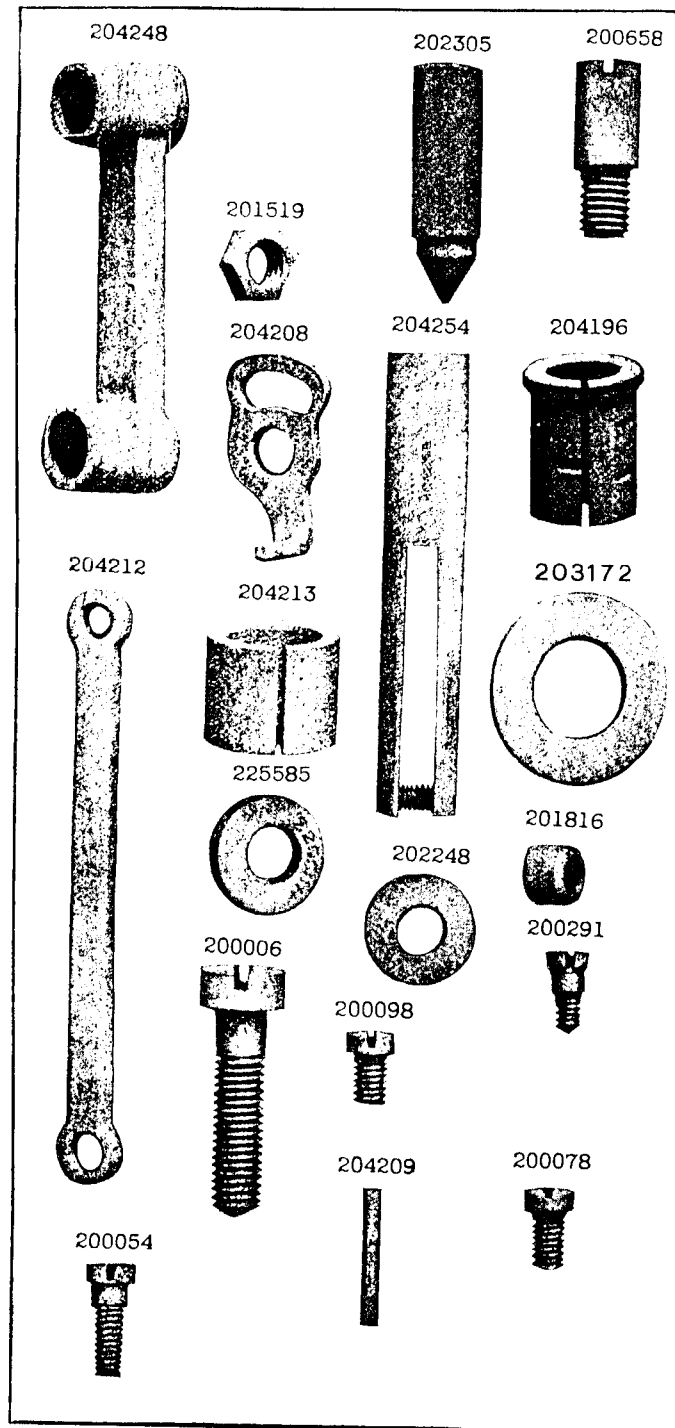


PLATE 12308-FULL SIZE

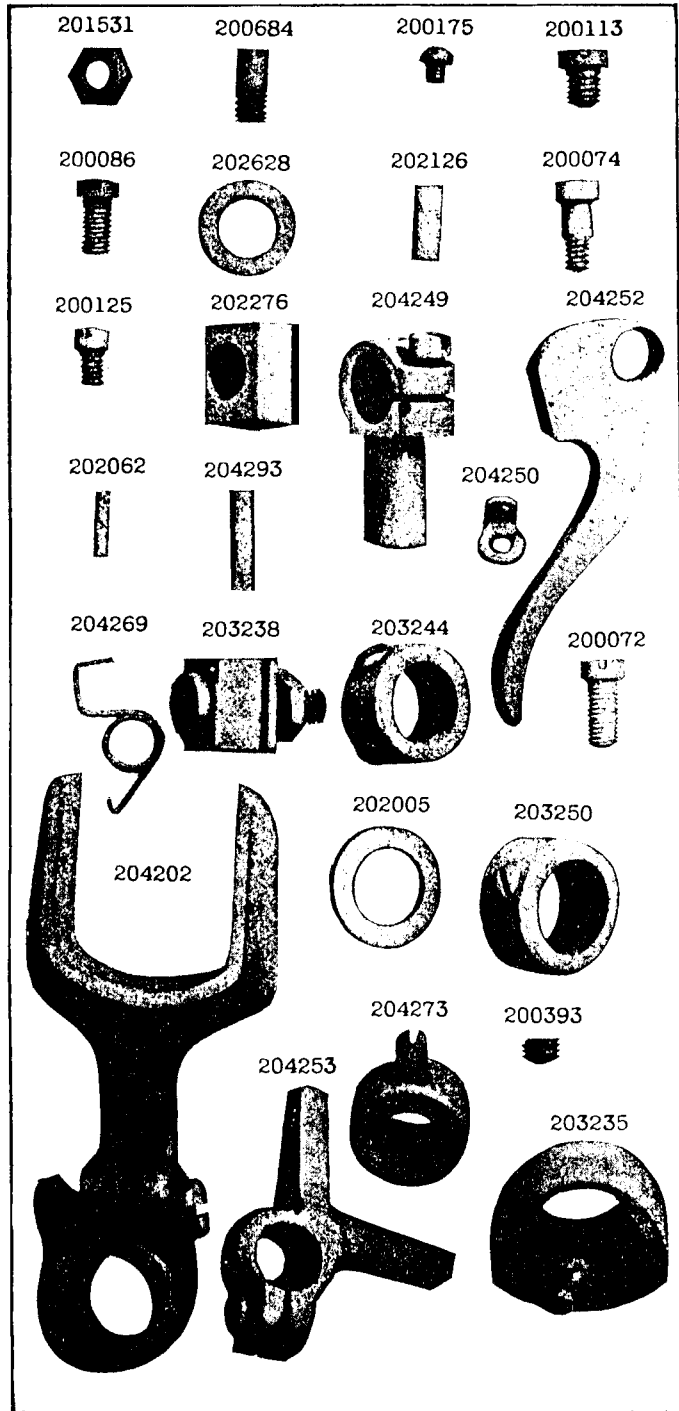


PLATE 12311-FULL SIZE

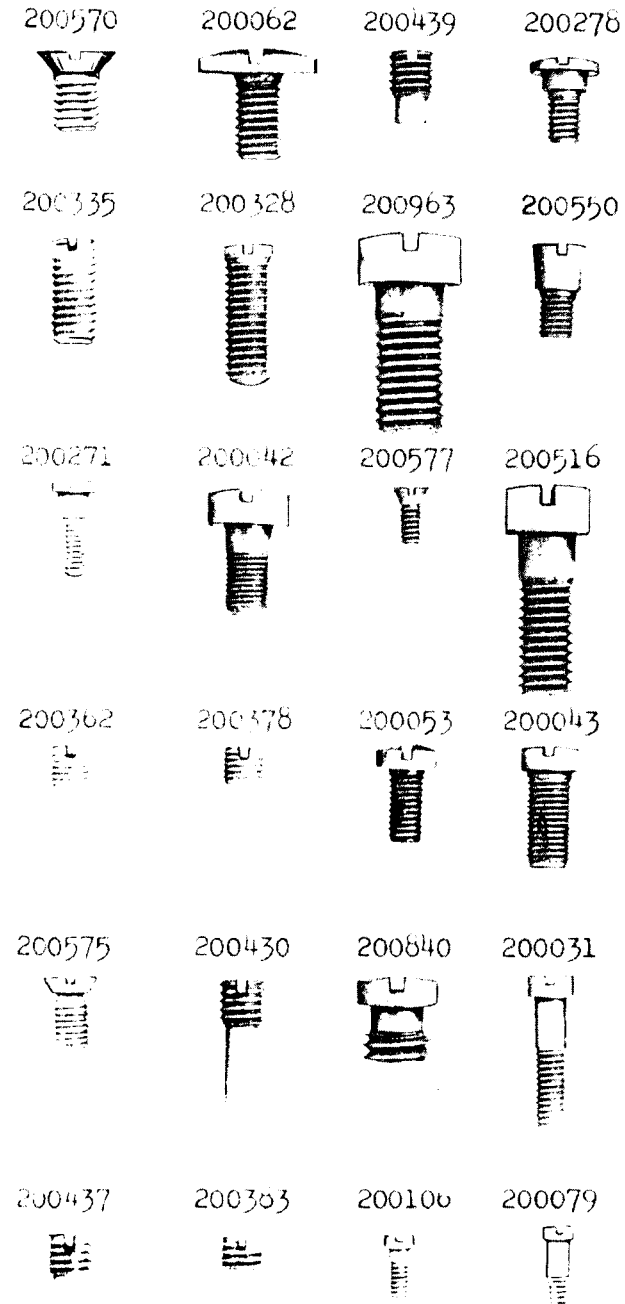


PLATE 12312 -FULL SIZE

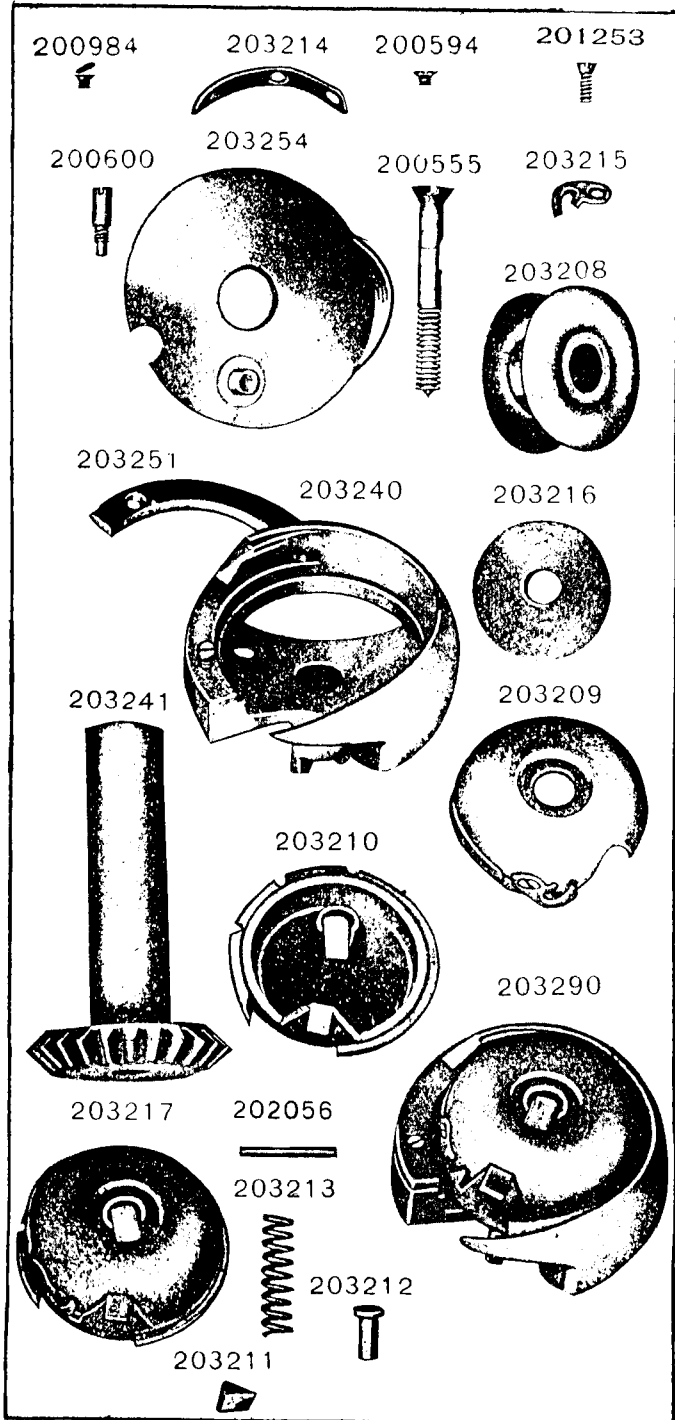


PLATE 12319 -FULL SIZE

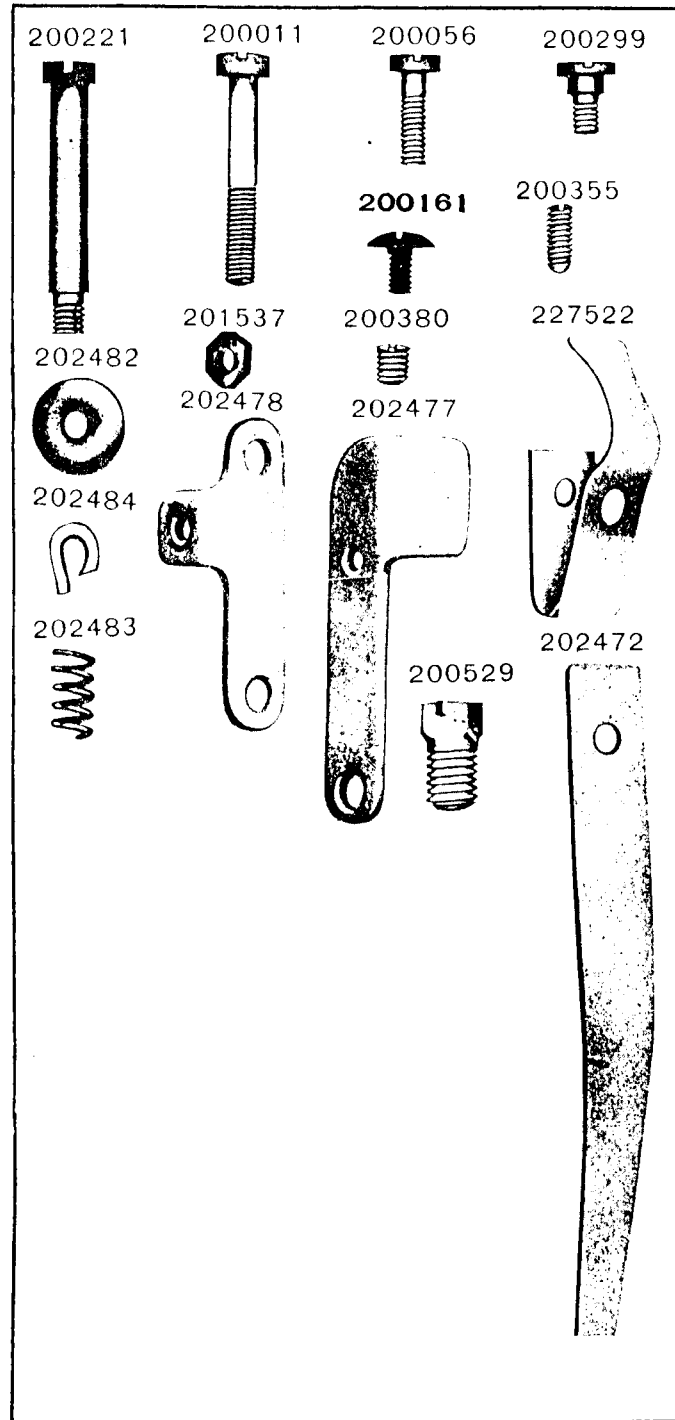


PLATE 12320—ONE-HALF SIZE

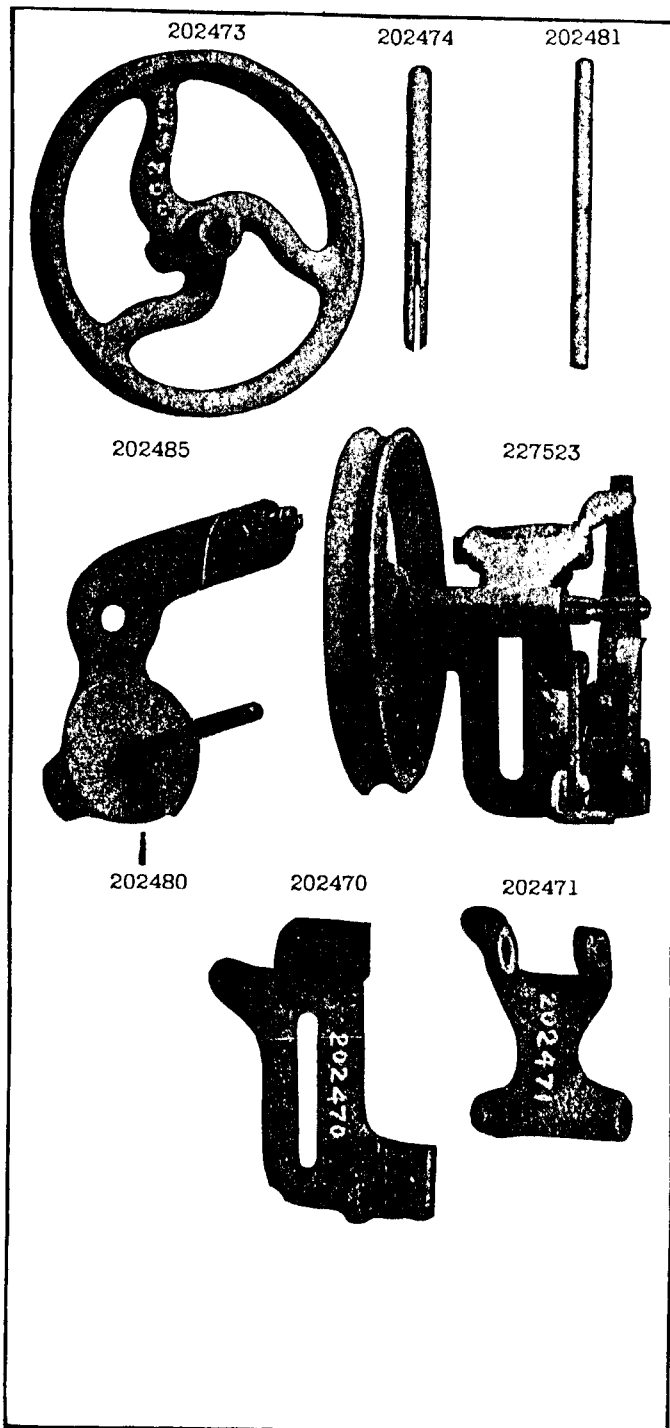


PLATE 12335—FULL SIZE

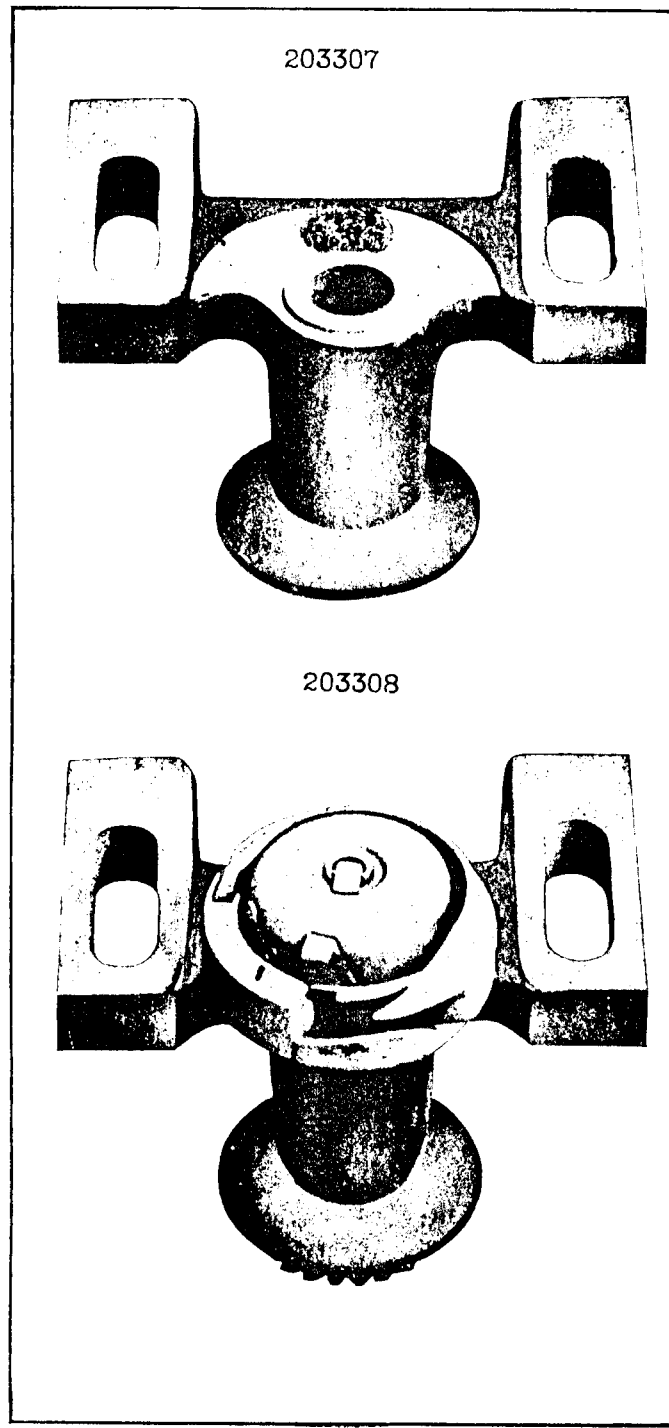


PLATE 12344 - FULL SIZE



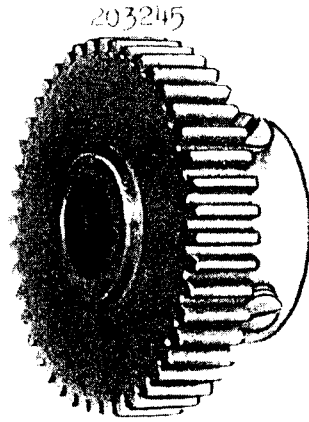





PLATE 13401 - ONE-HALF SIZE

203301




206125



204804



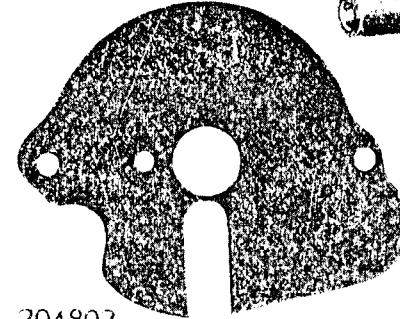
213245




204193



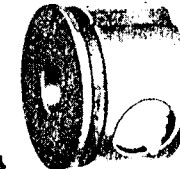
213257



204802



204801



206206






PLATE 13402—FULL SIZE

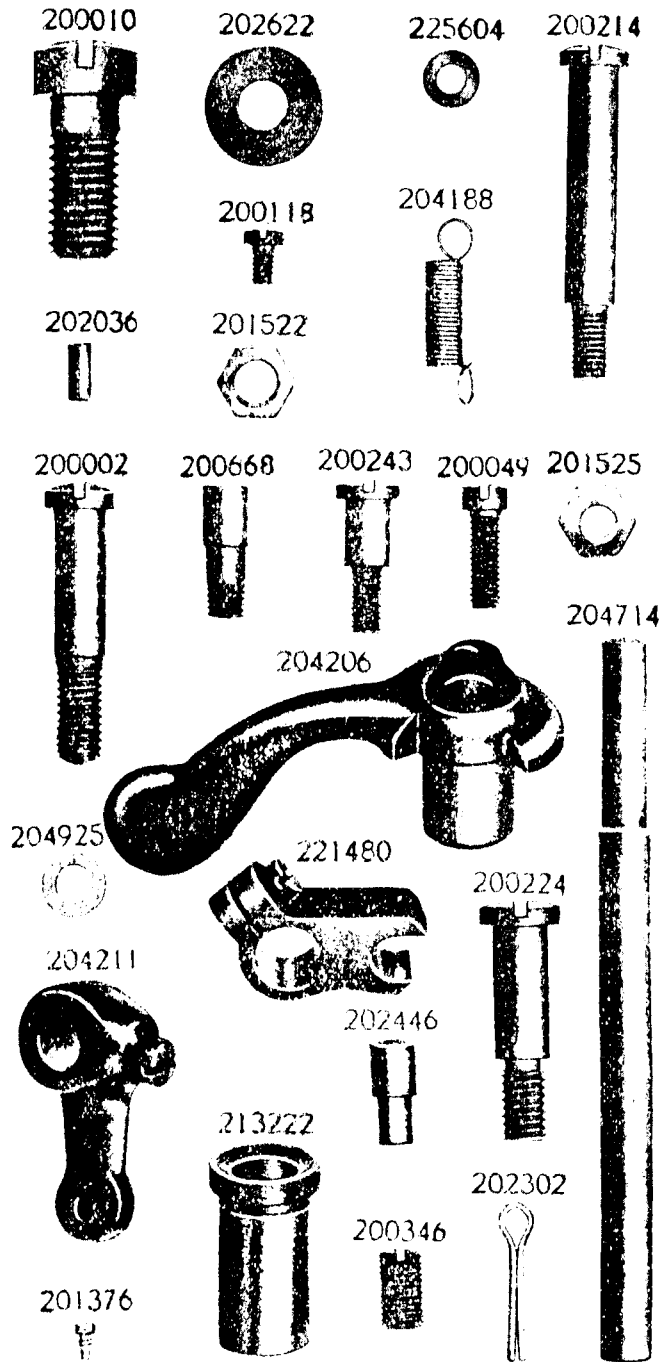


PLATE 13403—ONE-HALF SIZE

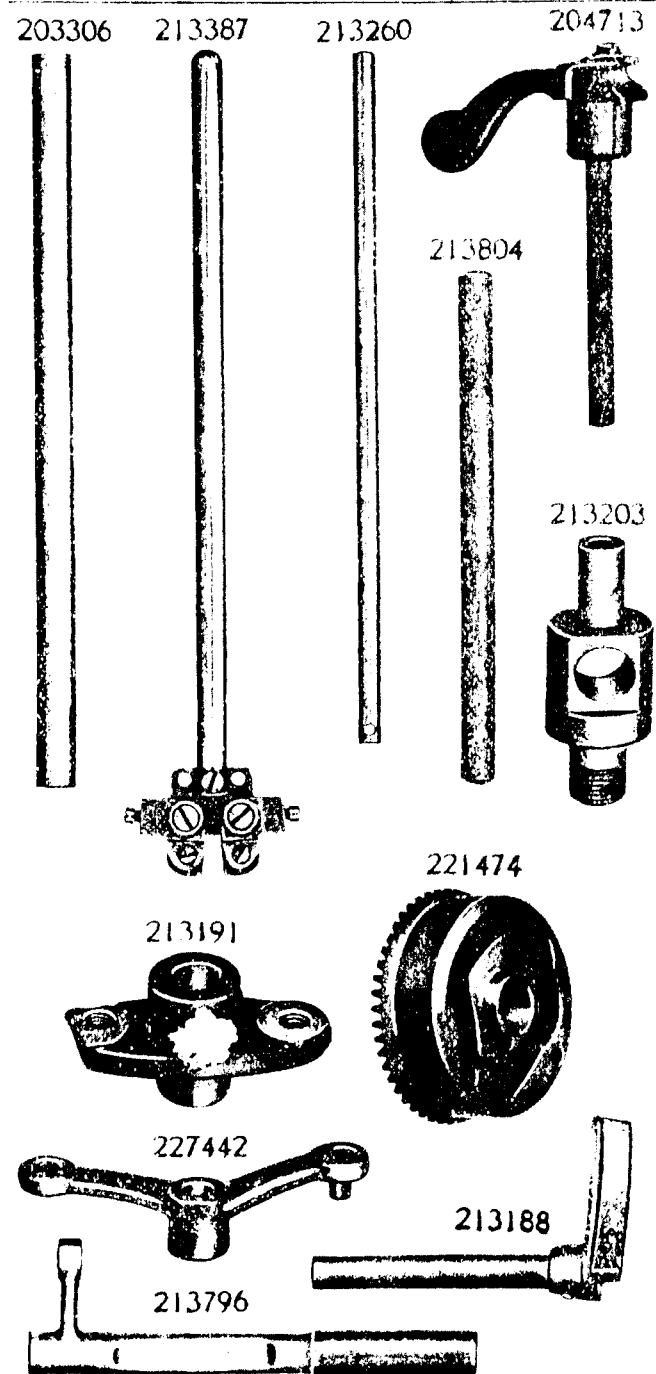


PLATE 13404--FULL SIZE

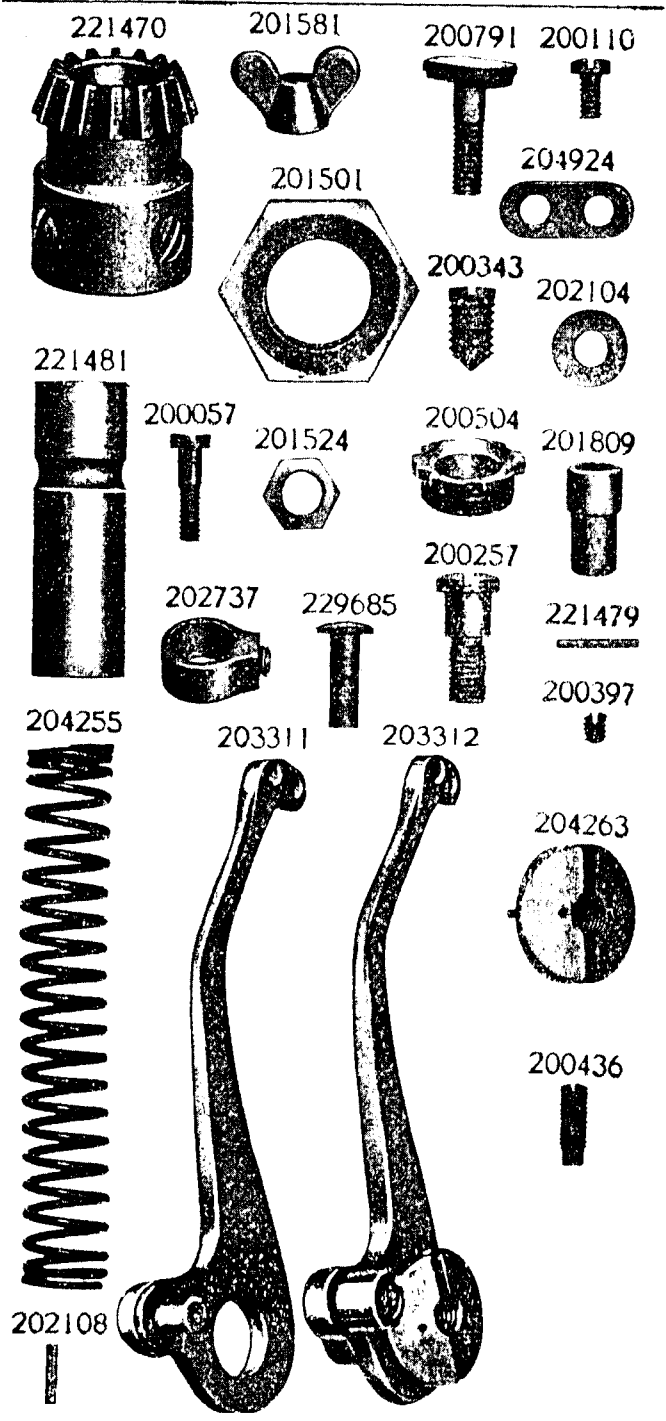


PLATE 13405--ONE-HALF SIZE

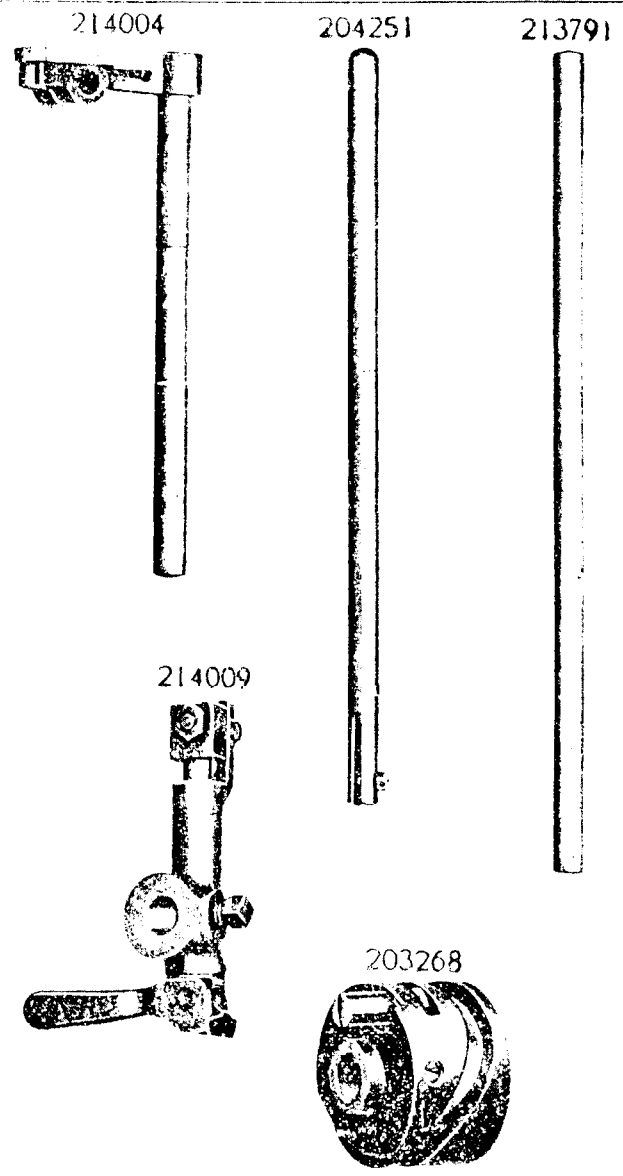



PLATE 13430—ONE-HALF SIZE

203748



213271




227309




PLATE 13431—FULL SIZE

203750



229772



204058



204059



202091



202092



204281



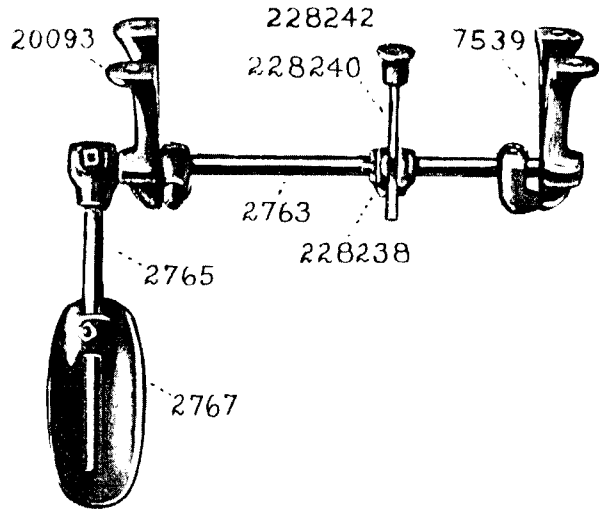
203376



200368



PLATE 14171—ONE-FOURTH SIZE



FULL SIZE

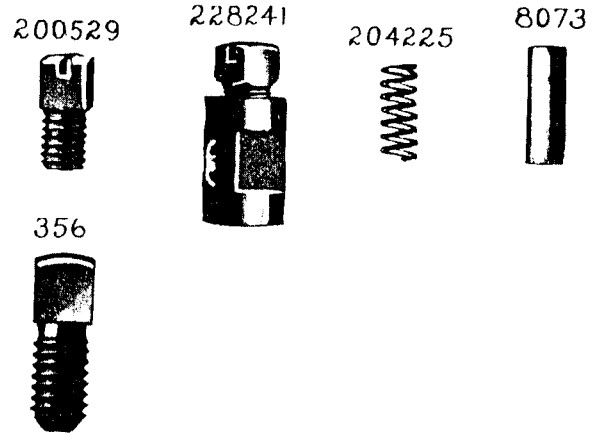
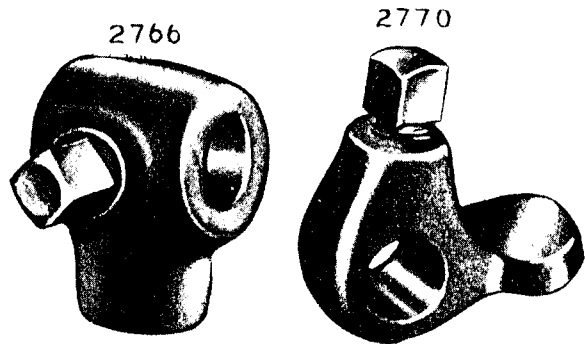


PLATE 14204—FULL SIZE

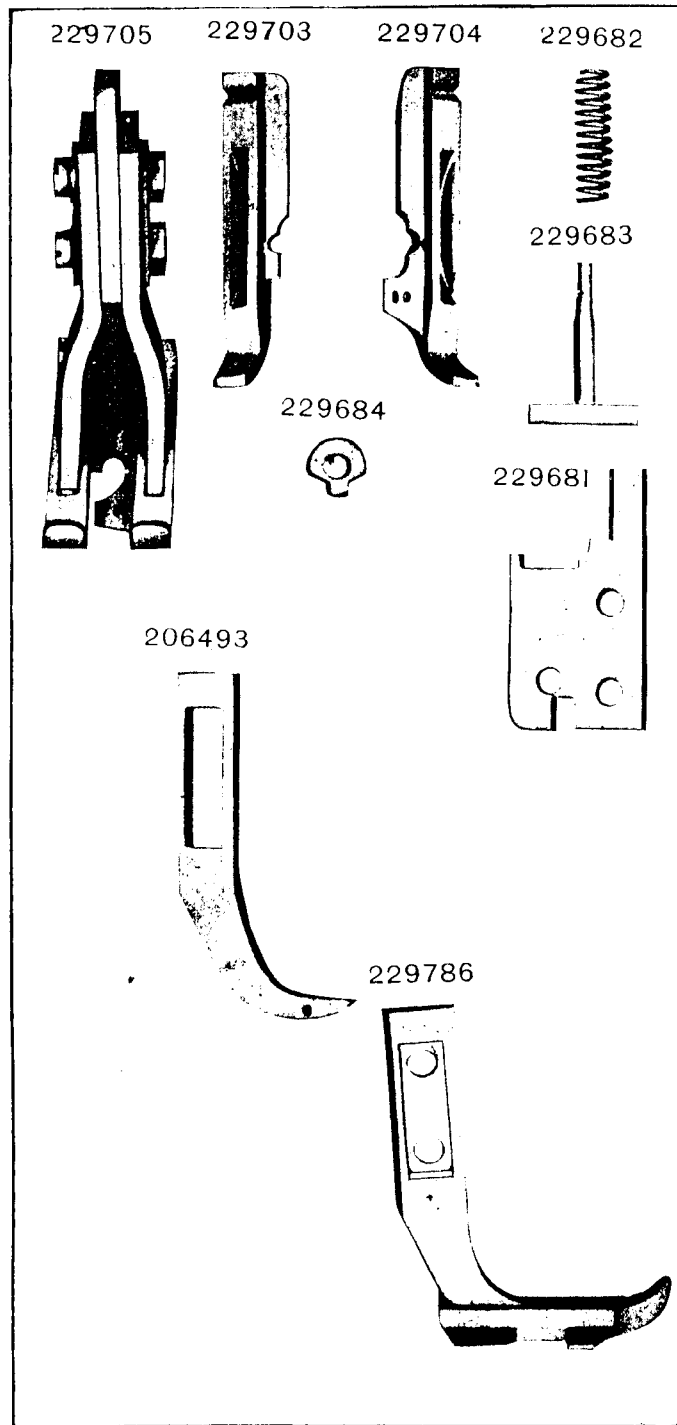


PLATE 14214—FULL SIZE

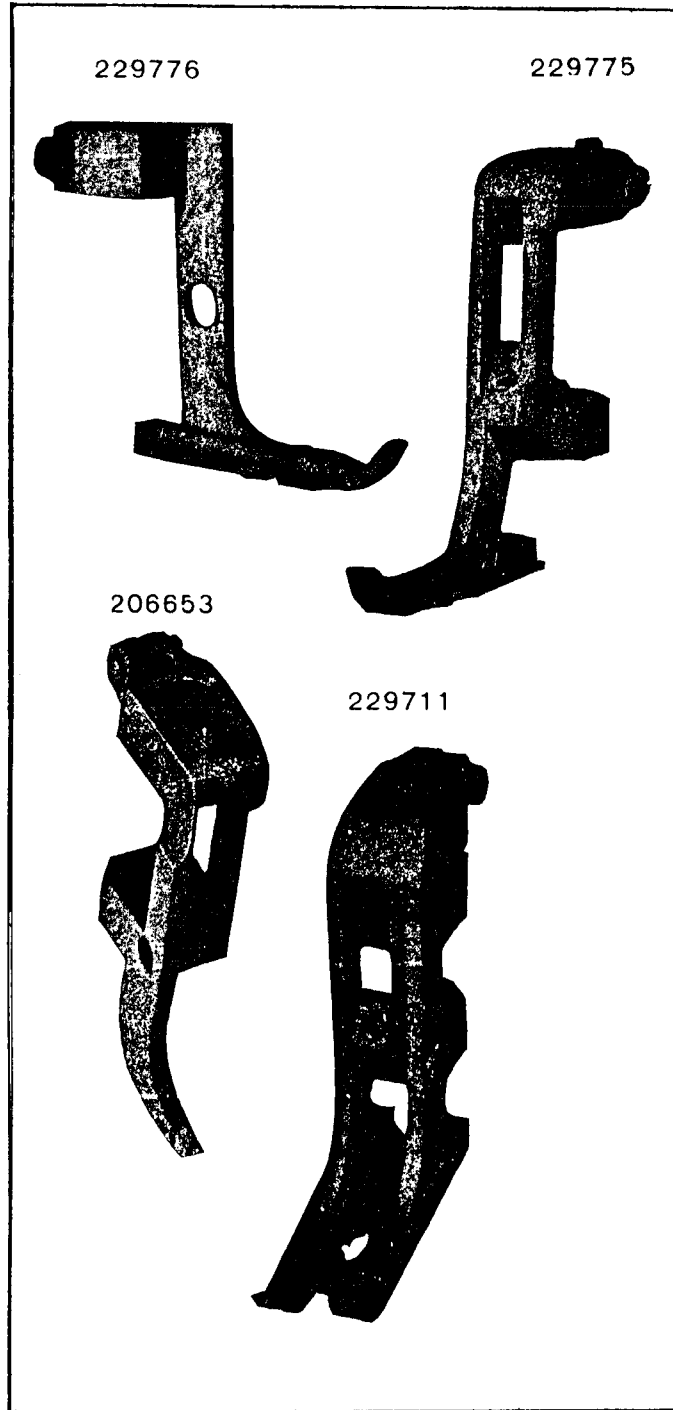


PLATE 14526—ONE-HALF SIZE

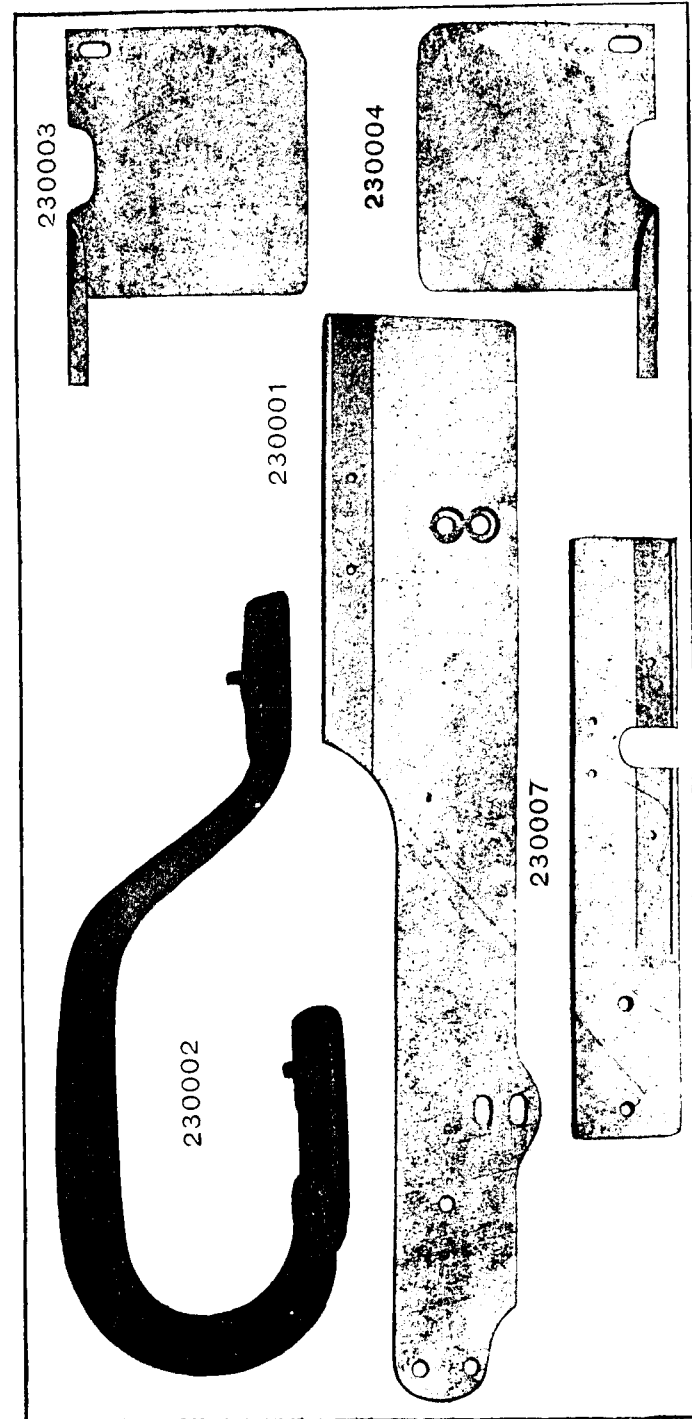


PLATE 14627-FULL SIZE

200048



200053



200472



200344



200169



200186



200176



230008



202603



230005



230006


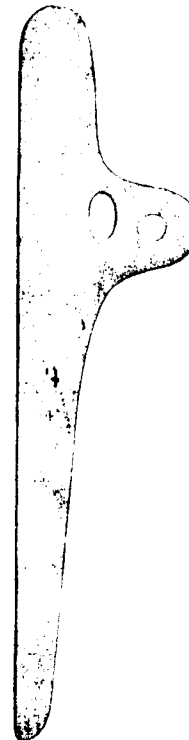


PLATE 14528-FULL SIZE


230010



230009



230013



230011




PLATE 14529—ONE-HALF SIZE

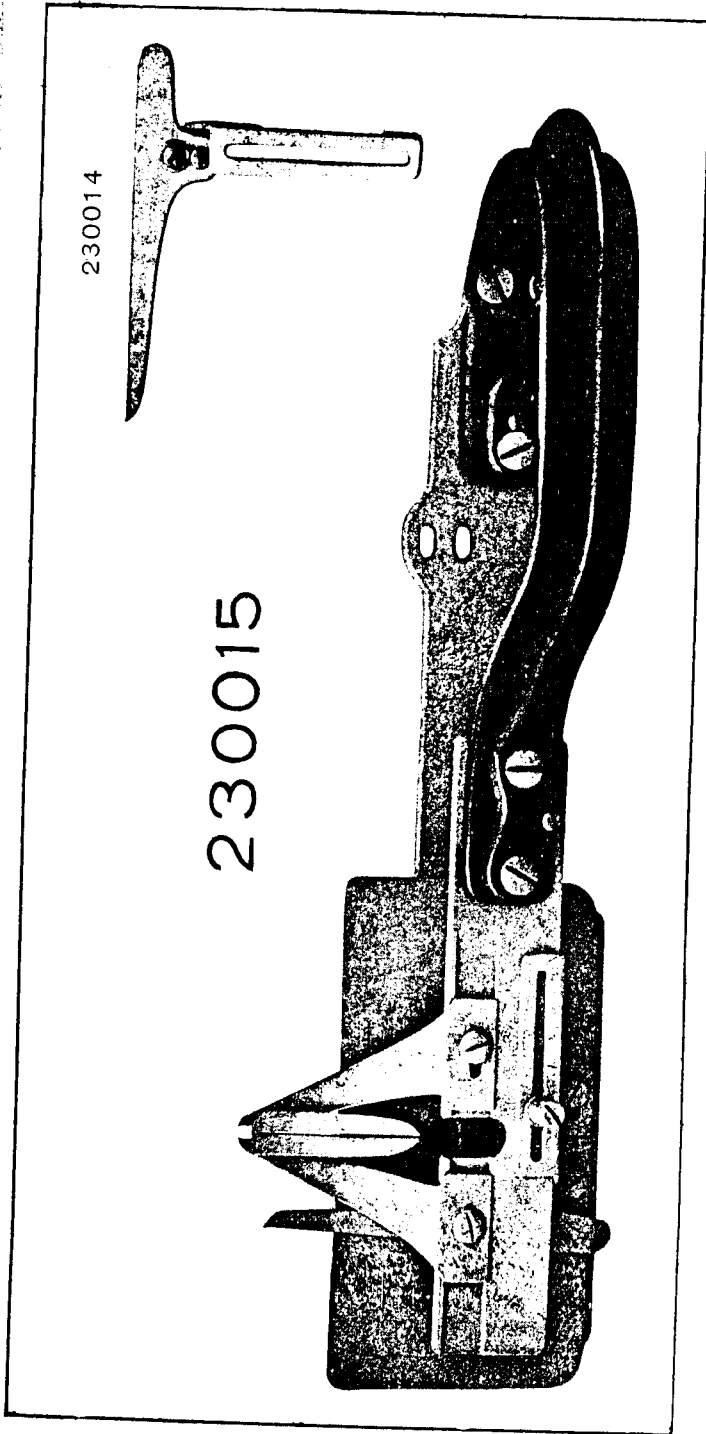


PLATE 14581—FULL SIZE

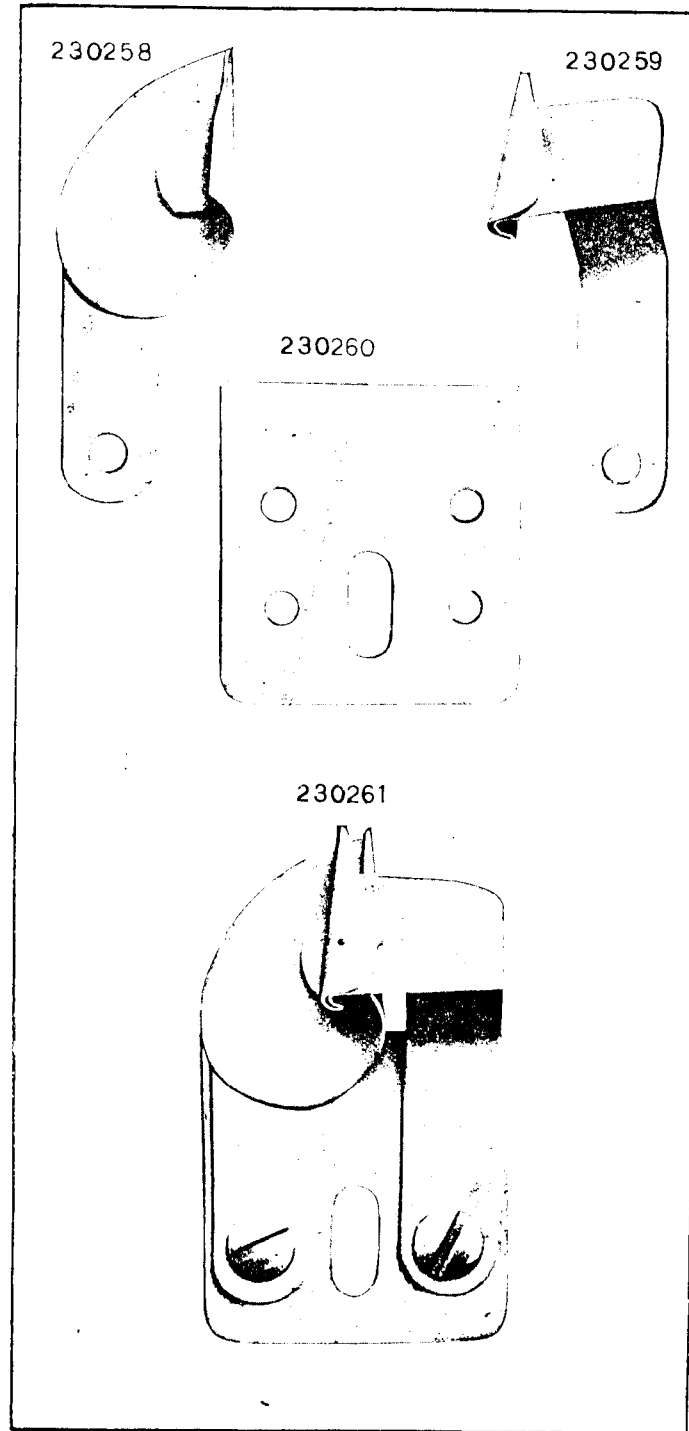


PLATE 14606--ONE-HALF SIZE

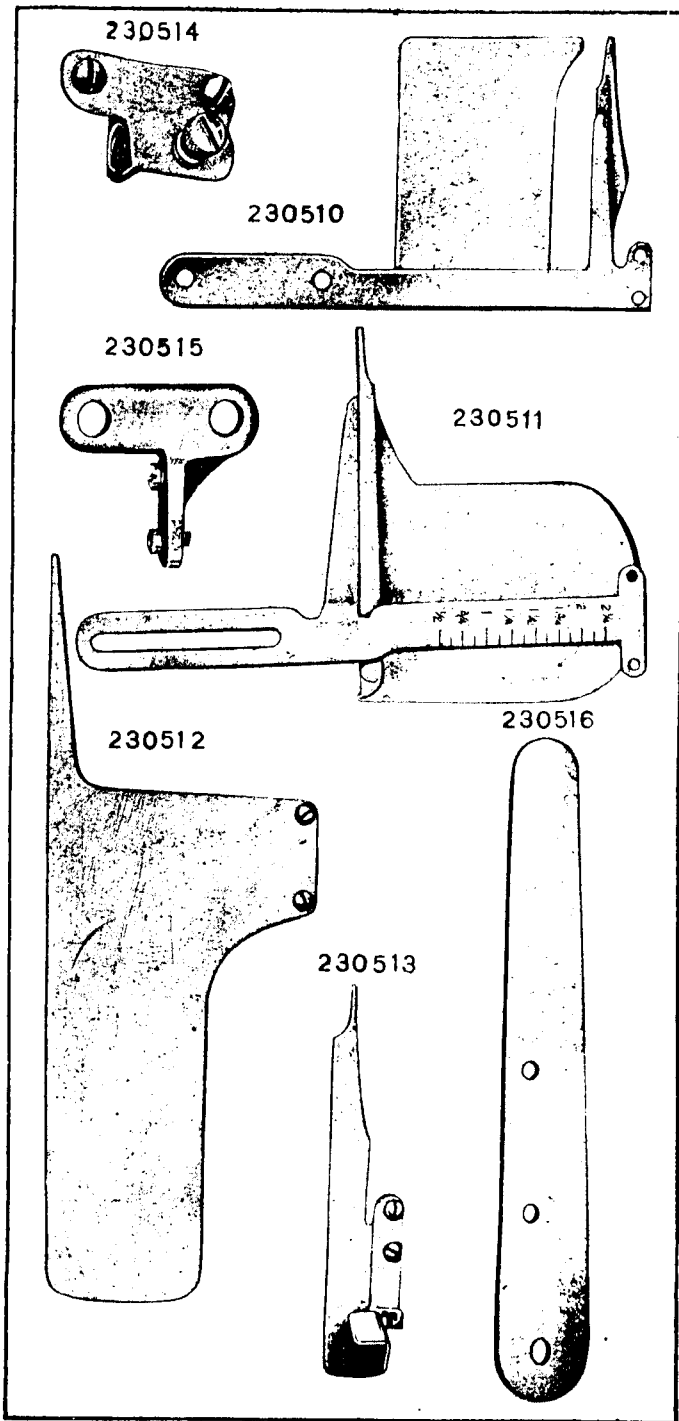


PLATE 14606--ONE-HALF SIZE

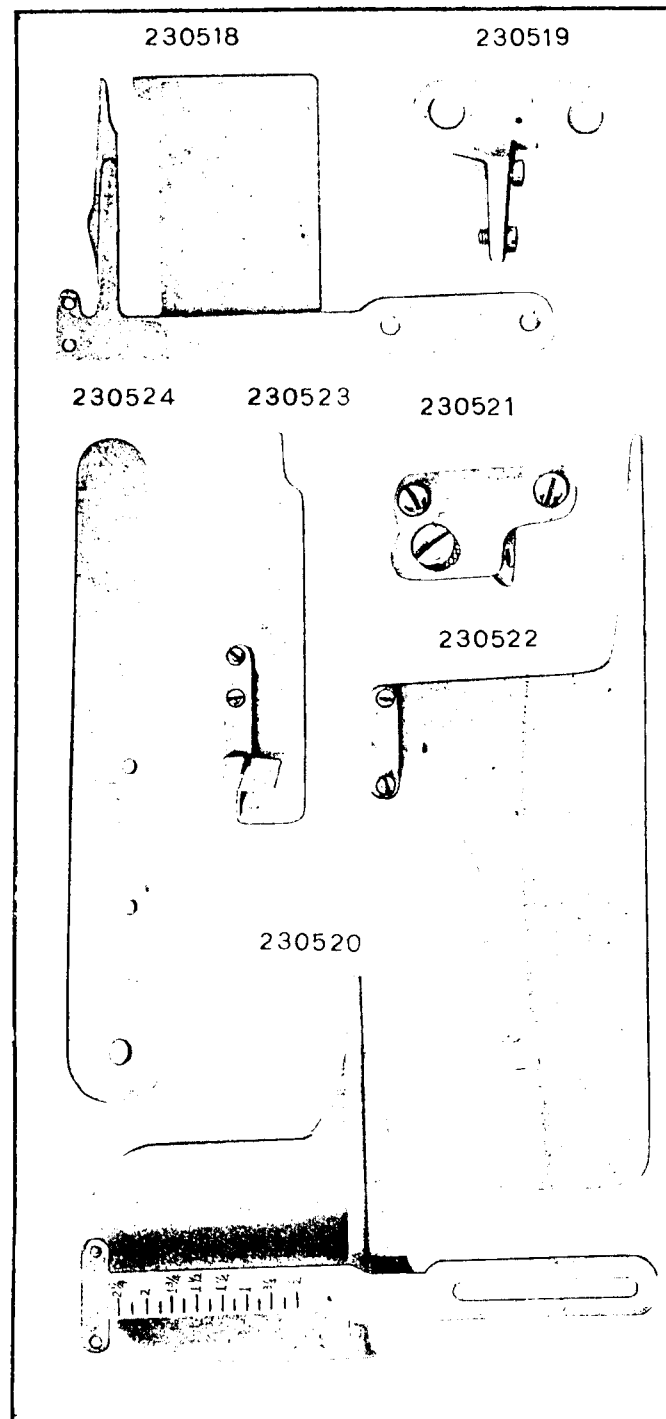




PLATE 14607-ONE-HALF SIZE

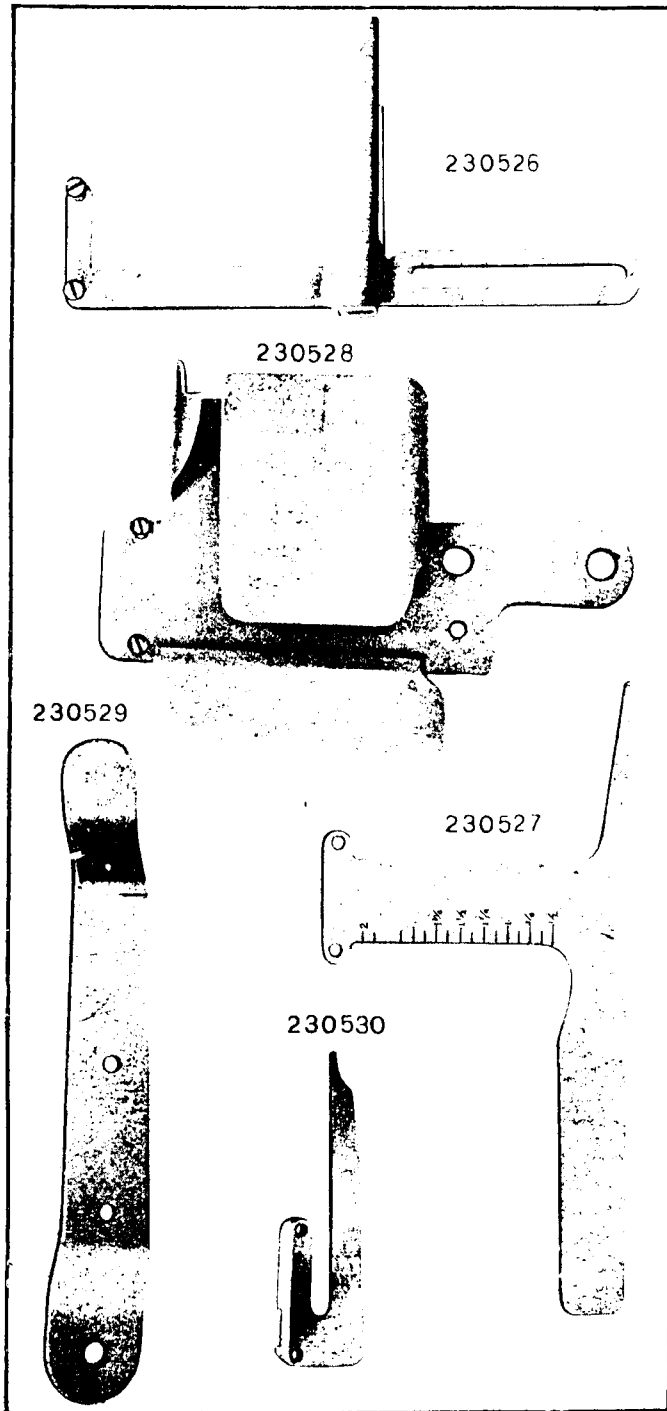


PLATE 14608-ONE-HALF SIZE

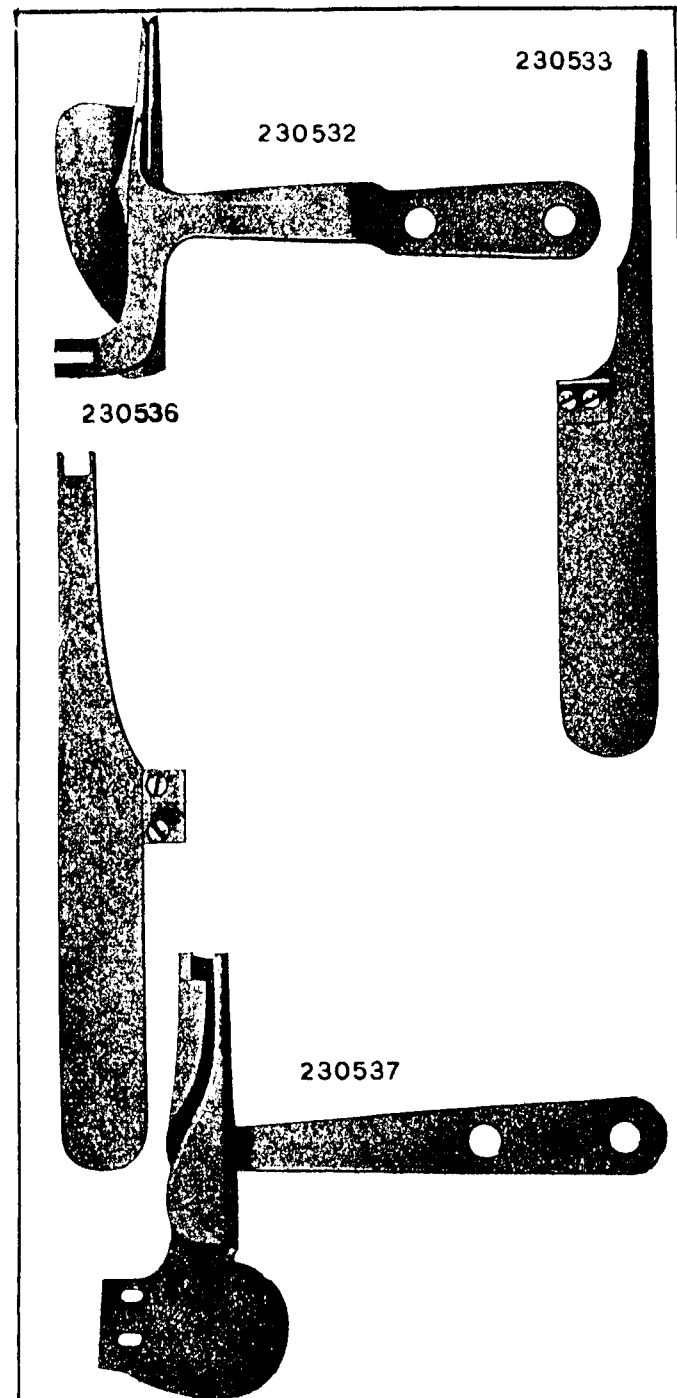


PLATE 14609-ONE-FOURTH SIZE

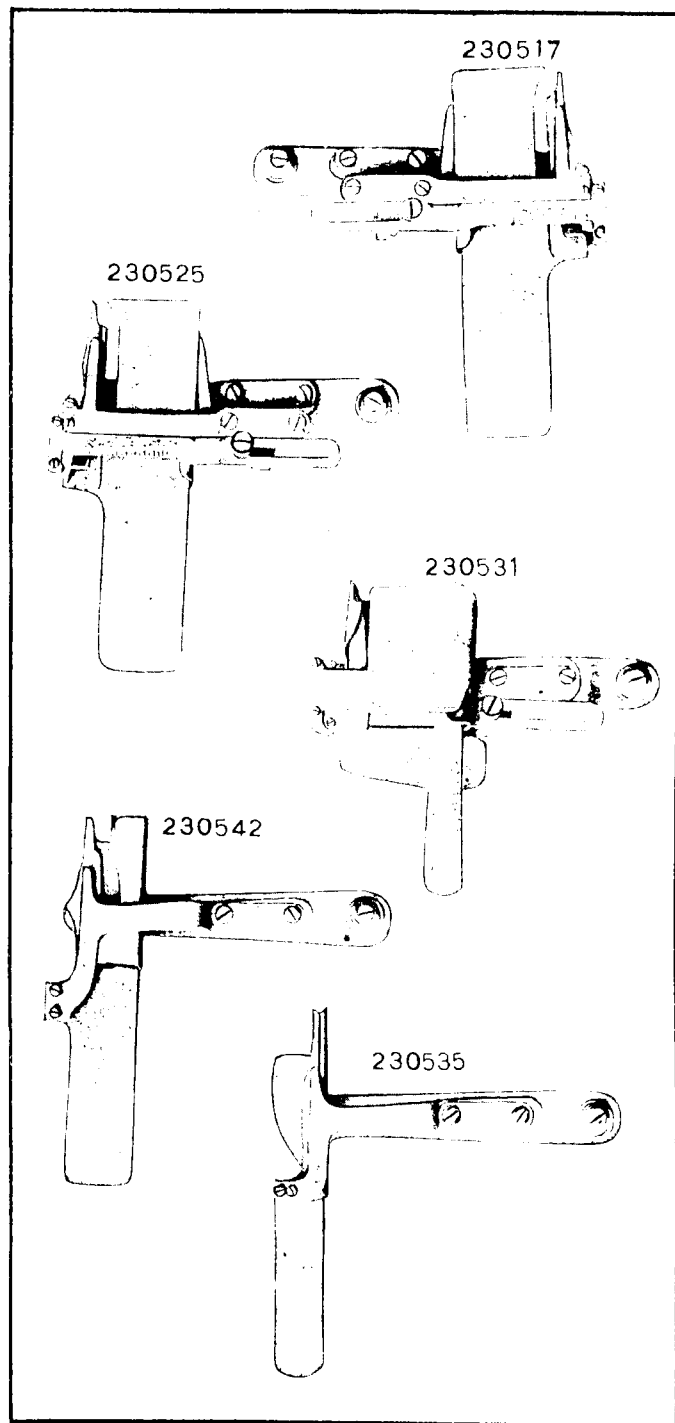


PLATE 13410- FULL SIZE

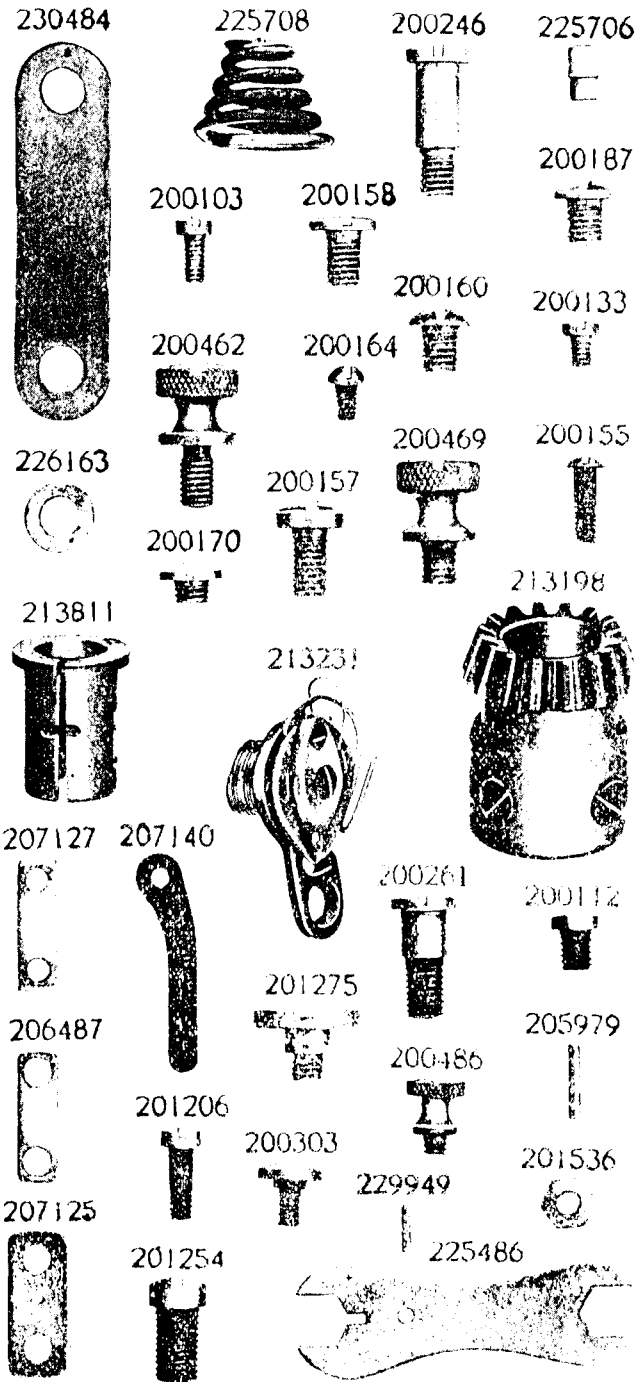


PLATE 13429-FULL SIZE

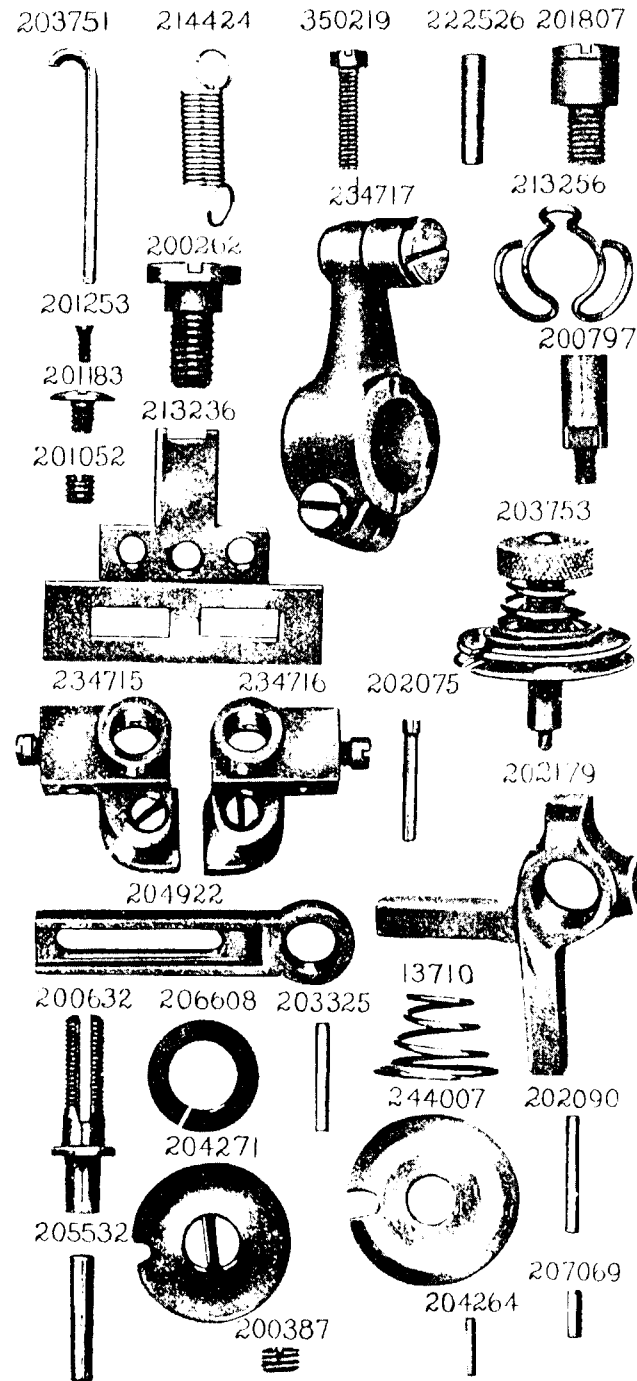
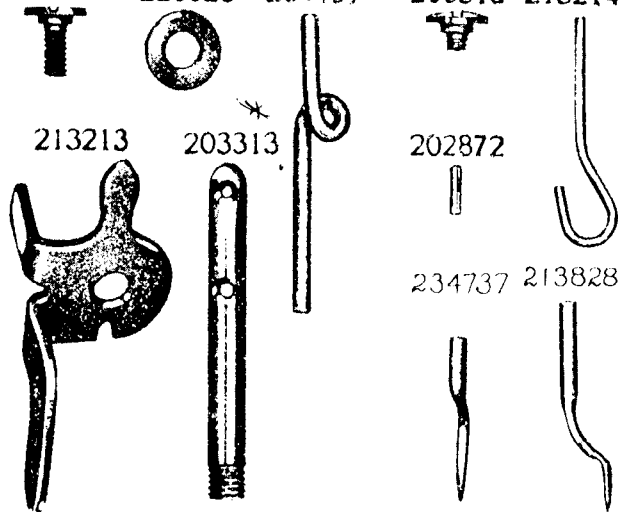



PLATE 13406—FULL SIZE

200290 228026 204459 200318 213214



212826



212827



234714



234738 213825



234703



212863

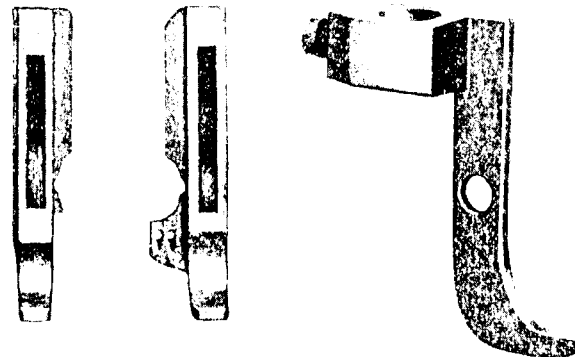


200587



PLATE 13407—FULL SIZE

229706 229707 229796




229837



229674



229769



229795




PLATE 13408--FULL SIZE

229725



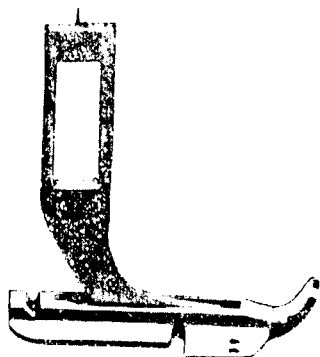
229726



229727



229764



229763

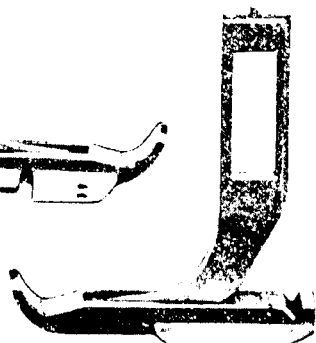
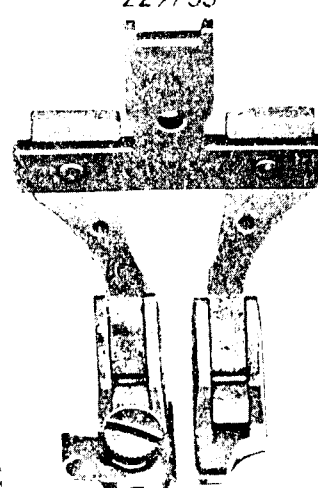


PLATE 13409--FULL SIZE

229731



229733



229732




229791




213648




229792



229739



207137



207136



229738



229737

