

Singer 81-60

Form 19268  
(639)  
Printed in U. S. A.

# LIST OF PARTS



MACHINE No. 81-60

---

THE SINGER MANUFACTURING COMPANY

## INSTRUCTIONS FOR OILING

---

BEFORE STARTING THE MACHINE apply Singer Manufacturing Sewing Machine Oil (Cloth and Leather) to the oil cup in the bed of the machine until the reservoir is full. Also fill the oil cup at the top of the machine and thoroughly saturate the wick in the casting near the top of the needle bar. Then oil the needle bar link connection at the front of the machine, also the knife lever and presser lever bearings at the back of the machine.

THEREAFTER, replenish the oil supply in the reservoir about once each day, or often enough to keep it filled. Twice a day apply oil to the remainder of the oiling points.

Copyright, U. S. A., 1936 and 1939  
by The Singer Manufacturing Co.  
All Rights Reserved for all Countries

## INDEX

---

	Page
Accessories.....	13
Bench Stands.....	14
Fittings For Folding Edges on Laundry Bags.....	12
Foot Lifter Parts.....	15
Knee Lifter Parts.....	15
Machine Bases.....	16
Machine Base Oil Drain Jars.....	17
Machine No. 81-60.....	5
Numerical List of Parts.....	21
Thread Unwinder.....	18

## INSTRUCTIONS FOR ORDERING

In ordering from this list, use ONLY the part NUMBER in the FIRST column.

The number stamped on a Sewing Machine Part is in every case the number of the single part only.

Every combination of parts sent out as such has its specific number, which, although not stamped on the parts, must be used when ordering the combination.

Each number always indicates the SAME PART in whatever list it appears, or for whatever machine.

The letters after some of the numbers indicate the style of finish only, as follows:

- A-Hardened, Polished, Nickel Plated and Buffed
- A.A-Buffed and Chromium Plated
- A.B-Hardened, Polished, Buffed and Chromium Plated
- B-Polished, Nickel Plated and Buffed
- C-Hardened Only
- C.R-Hardened and Merlized
- D-Polished Only
- E-Soft, Not Polished
- F-Hardened and Polished
- F.J-Hardened, Polished and Nickel Plated
- G-Bright Rumbled and Nickel Plated
- H-Blued
- J-Nickel Plated Only
- K-Hardened and Nickel Plated
- L-Brass Plated
- M-Oxidized
- N-Japanned, Dull
- P-Japanned, Bright
- P.P-Wrinkle Finish
- R-Merlized
- S-Cadmium Plated
- T-Copper Plated
- T.A-Hardened, Polished, Copper and Nickel Plated and Buffed
- T.B-Copper and Nickel Plated and Polished
- T.J-Copper and Nickel Plated Only
- T.K-Hardened, Copper and Nickel Plated
- T.L-Copper and Brass Plated
- T.M-Copper Plated and Oxidized
- U-Zinc Plated
- V-Silver Plated
- W-Polished and Nickel Plated
- X-Black Oxide, for Iron and Steel
- X.C-Hardened and Black Oxide, for Iron or Steel
- Y-Black Nickel Plated Only
- Z-Chromium Plated
- Z.A-Hardened, Polished, Nickel Plated, Buffed and Chromium Plated
- Z.B-Polished, Nickel Plated, Buffed and Chromium Plated
- Z.C-Hardened and Chromium Plated
- Z.D-Polished and Chromium Plated
- Z.G-Bright Rumbled, Nickel Plated, Bright Rumbled and Chromium Plated
- Z.J-Nickel and Chromium Plated
- Z.T-Copper and Chromium Plated

These letters MUST BE USED when they appear in the list; and AFTER the number as in the list.

In this series:


- 1 to 1500, 50001 to 51500 and 140001 to 142000 are Screw Numbers
- 1501 to 1800 and 51501 to 51800 are Nut Numbers
- 1801 to 2000 and 51801 to 52000 are Roller Numbers
- 2001 to 50000 and 52001 to 140000 and 142001 to 190000 are Sewing Machine Parts, 190001 and upward are numbers of Electrical Parts.

The figures in the second column refer only to the plates, illustrating the parts, and are NOT TO BE USED in ordering.

Parts marked with an asterisk (\*) are furnished only when repairs are made at factory.

## LIST OF PARTS COMPLETE

FOR



## MACHINE No. 81-60

For Overedging Carpets, Rugs, Blankets, Felt Pads, Net Laundry Bags, Etc. up to  $\frac{5}{16}$  inch Thick. One needle, two loopers. Three-thread stitch. Bight adjustable from  $\frac{1}{4}$  inch to  $\frac{7}{16}$  inch. Greatest length of Stitch  $\frac{1}{4}$  inch. No trimmer. Foot Lifter. Has an improved oiling system which automatically oils all of the principal bearings of the machine. Speed up to 3600 R. P. M.

No.	Plate	Name
*132724	-----	Arm with 15404, 132580, 132739 and two each 462C, 624C, 15405 and 132589...
4389	23030	Arm Dowel Pin.....
68350	23030	" Oil Cup.....
949E	23030	" Screw.....
132523	23026	Balance Wheel, 2 $\frac{3}{16}$ in. pulley, with 446C and 1354C.....
1354C	23026	Balance Wheel Position Screw.....
446C	23026	" " Set Screw.....
132725	23027	Cloth Plate with Hinge Bracket.....
132601	23027	" " Extension.....

## PARTS FOR MACHINE No. 81-60

No.	Plate	Name
233E	23027	Cloth Plate Extension Screw.....
132526	23027	" " Hinge Stud.....
50150C	23027	" " " " Set Screw.....
42005	23027	" " Lock Spring.....
236C	23027	" " " " Screw.....
132726	23027	Cloth Plate complete, Nos. 42005, 132601, 132725, two 236C and three 233E.....
42205	23028	Feed Bar with 1253C.....
132642	-----	" " 42205 with 132539.....
132528	23028	" " Hinge Pin.....
1253C	23028	" " " " Set Screw.....
132529	23026	" Connecting Rod with 171C, 1695J and two 1057C.....
132643	-----	Feed Connecting Rod 132529 with 132644..
1057C	23026	" " " Cap Screw.....
51292C	23026	" " " Hinge Screw.....
171C	23026	" " " " Clamping Screw.....
1695J	23026	Feed Connecting Rod Hinge Screw Clamping Screw Nut.....
1520J	23026	Feed Connecting Rod Hinge Screw Nut....
132885	23028	" Dog, 17 teeth, 14 teeth in left hand row and three teeth in back of the needle (10 teeth to the inch) for 132887.....
190E	23028	Feed Dog Screw.....
1036C	23026	" Eccentric Body Set Screw.....
19047	23026	" " Clamping Washer.....
201J	23026	" " " " Screw....
132533	23026	" " Oil Tube.....
132644	-----	Feed Eccentric complete, Nos. 201J, 19047, 51145C, 132533 and two 1036C.....
132651	23030	Feed Eccentric Cover.....
42102	23030	" " " Holder.....
132634	23030	" " " " 42102 with 132651 and two 50253J.....
283W	23030	Feed Eccentric Cover Holder Thumb Screw.
19044	23030	" " " " " " " Washer.....
50253J	23030	Feed Eccentric Cover Screw.....
132712	23026	" " Lint Cover (spring).....
132785	23026	" " Lubricator with 132537...
132537	23026	" " " Oil Wick (braided cotton).....
132635	23026	Feed Lifting Eccentric with two 462C....
132539	23026	" " " Connection.....
462C	23026	" " " Set Screw.....
51145C	23026	" Regulating Screw.....
132625	23028	" Rock Shaft.....

## PARTS FOR MACHINE No. 81-60

No.	Plate	Name
132626	-----	Feed Rock Shaft complete, Nos. 42021 and 132625.....
42021	23028	Feed Rock Shaft Crank with 157E.....
157E	23028	" " " " Clamping Screw....
132542	23028	" " " Hinge Pin with 132544...
132543	23028	" " " " Bushing.....
132816	23028	" " " " " Oil Wick (wick).....
1036C	23028	Feed Rock Shaft Hinge Pin Bushing Set Screw.....
132544	23028	Feed Rock Shaft Hinge Pin Oil Wick (braided cotton).....
*132729	-----	Frame.....
132546	23027	" Bottom Cover with 132594.....
132547	23027	" " " Gasket.....
190E	23027	" " " Screw.....
132548	23030	" Oil Cup.....
132788	23026	" Rotary Shaft with 132558 and 132559
132789	-----	" " " 132788 with 132774, 132790, 132802 and 132806.....
132790	23026	Frame Rotary Shaft Ball Sleeve (two pieces).....
132774	23026	Frame Rotary Shaft Ball Sleeve Guide....
132810	23026	" " " Bushing (front) with 132835, 132864 and two 132715.....
132864	23026	Frame Rotary Shaft Bushing (front) Oil Pad (braided cotton).....
132715	23026	Frame Rotary Shaft Bushing (front) Oil Pad Retainer.....
132817	23026	Frame Rotary Shaft Bushing (front) Oil Wick (wick).....
51332C	23026	Frame Rotary Shaft Bushing (front) Set Screw.....
132791	23026	Frame Rotary Shaft Crank with 1036C, 1375C and 132773.....
132770	23026	Frame Rotary Shaft Crank Ball Sleeve....
132771	23026	" " " " " Bush- ing.....
1664E	23026	Frame Rotary Shaft Crank Ball Sleeve Bushing Nut.....
132772	23026	Frame Rotary Shaft Crank Ball Sleeve Bushing Nut Washer.....
132773	23026	Frame Rotary Shaft Crank Ball Sleeve Bushing Position Pin.....
132774	23026	Frame Rotary Shaft Crank Ball Sleeve Guide.....
1375C	23026	Frame Rotary Shaft Crank Position Screw.
1036C	23026	" " " " Set Screw.....
132792	-----	Frame Rotary Shaft Crank complete, Nos. 1664E, 132770 to 132772 and 132791..

## PARTS FOR MACHINE No. 81-60

No.	Plate	Name
132835	23026	Frame Rotary Shaft Crank Oil Sling Cover
132866	23026	" " " Flanged Bushing (back) with 132692, 132867, 132868 and two 132603.....
132867	23026	Frame Rotary Shaft Flanged Bushing (back) Oil Pad (large) wick.....
132868	23026	Frame Rotary Shaft Flanged Bushing (back) Oil Pad (small) braided cotton.....
132603	23026	Frame Rotary Shaft Flanged Bushing (back) Oil Pad Retainer.....
132817	23026	Frame Rotary Shaft Flanged Bushing (back) Oil Wick (wick).....
513320	23026	Frame Rotary Shaft Flanged Bushing (back) Set Screw.....
132558	23026	Frame Rotary Shaft Oil Pad (wick).....
132559	23026	" " " " " Retainer.....
*132692	-----	" " " " " Sling Cover.....
132638	23027	" Side Cover (left) with 132701.....
132701	23027	" " " " Handle.....
330W	23027	" " " " Screw.....
42028	23027	" " " (right) hinged.....
42192	23030	" " " " Lock Spring....
330W	23030	" " " " " Screw
330W	23027	" " " " " Screw.....
132793	23027	" Top Cover.....
132794	-----	" " " 132793 with 132782 to 132784 and two 197J.....
132734	23027	Frame Top Cover Extension.....
330W	23027	" " " " " Screw.....
132782	23027	" " " Oil Reservoir Cover....
197J	23027	" " " " " Screw
132783	23027	" " " " Tube.....
132784	23027	" " " " Wick.....
583F	23027	" " " Screw (large).....
742F	23027	" " " " (small).....
42235	23030	Guide Body.....
42236	23030	" Finger.....
50365J	23030	" " Screw.....
42237	23030	" Smoothing Plate.....
203F	23030	" " " Screw.....
7071	23030	" " " " Washer.....
42238	23030	Guide complete, Nos.203F, 7071, 42235 to 42237 and two 50365J.....
217F	23030	Guide Screw.....
7071	23030	" " Washer.....
132811	23029	Looper (left hand).....
50117C	23029	" " " Clamping Screw.....
132795	23029	" " " Lever with 50117C....
132796	23029	" " " " Connecting Link

## PARTS FOR MACHINE No. 81-60

No.	Plate	Name
132797	23029	Looper (left hand) Lever Connecting Link Hinge Pin.....
51459E	23029	Looper (left hand) Lever Connecting Link Screw.....
1735J	23029	Looper (left hand) Lever Connecting Link Screw Nut.....
132798	23029	Looper (left hand) Lever Hinge Stud with 132552.....
132552	23029	Looper (left hand) Lever Hinge Stud Oil Pad (braided cotton).....
132816	23029	Looper (left hand) Lever Hinge Stud Oil Wick (wick).....
1036C	23029	Looper (left hand) Lever Hinge Stud Set Screw.....
42239	23029	Looper (right hand).....
132799	23029	" " " and Spreader Lever with 233E, 241E and 140123C.....
132800	-----	Looper (right hand) and Spreader Lever 132799 with 132699.....
132801	-----	Looper (right hand) and Spreader Lever 132800 with 42242, 132795, 132798 and two each 1735J, 51459E, 132796 and 132797.....
132776	23026	Looper (right hand) and Spreader Lever Ball Stud.....
140123C	23029	Looper (right hand) and Spreader Lever Ball Stud Set Screw.....
132803	23026	Looper (right hand) and Spreader Lever Connection with four 896C.....
132805	-----	Looper (right hand) and Spreader Lever Connection 132803 with 132774, 132776 and 132792.....
896C	23026	Looper (right hand) and Spreader Lever Connection Cap (lower) Screw.....
896C	23026	Looper (right hand) and Spreader Lever Connection Cap (upper) Screw.....
132699	23029	Looper (right hand) and Spreader Lever Hinge Pin with 125056.....
132543	23029	Looper (right hand) and Spreader Lever Hinge Pin Bushing.....
132816	23029	Looper (right hand) and Spreader Lever Hinge Pin Bushing Oil Wick (wick)...
1036C	23029	Looper (right hand) and Spreader Lever Hinge Pin Bushing Set Screw.....
125056	23029	Looper (right hand) and Spreader Lever Hinge Pin Oil Wick (braided cotton).
1036C	23029	Looper (right hand) and Spreader Lever Hinge Pin Set Screw.....
241E	23029	Looper (right hand) and Spreader Lever Oil Plug Screw.....

## PARTS FOR MACHINE No. 81-60

No.	Plate	Name
197J	23029	Looper (right hand) Screw.....
38534	23029	Needle Bar (hollow).....
132739	23029	" " Bushing (lower).....
132580	23029	" " " (upper).....
132581	23029	" " " " Oil Pad (braided cotton).....
462C	23029	Needle Bar Bushing Set Screw.....
132740	23029	" " Connecting Bracket with 223F and 1057C.....
1057C	23029	Needle Bar Connecting Bracket Clamping Screw.....
132582	23029	Needle Bar Connecting Link.....
132583	23029	" " " " Hinge Pin with 132584.....
132584	23029	Needle Bar Connecting Link Hinge Pin Oil Pad (wick).....
223F	23029	Needle Bar Connecting Link Hinge Pin Set Screw, for 132740.....
620C	23029	Needle Bar Connecting Link Hinge Pin Set Screw, for 132880.....
132806	23026	Needle Bar Connecting Rod with four 896C
896C	23026	" " " " Cap (lower) Screw.....
896C	23026	Needle Bar Connecting Rod Cap (upper) Screw.....
132879	23029	Needle Bar Crank (back) with 132590 and two 1259C.....
132802	23026	Needle Bar Crank (back) Ball Stud.....
1259C	23029	" " " " " " Set Screw.....
132589	23029	Needle Bar Crank (back) Bushing.....
624C	23029	" " " " " Set Screw.....
132590	23029	" " " " Oil Pad (wick).....
132880	23029	" " " (front) with 620C, 50200C and 140123C.....
132881	-----	Needle Bar Crank (front) 132880 with 132582, 132740 and two 132583.....
140123C	23029	Needle Bar Crank (front) Position Screw.....
50200C	23029	" " " " Set Screw.....
42115	23029	" " Thread Retainer Bracket.....
228J	23029	" " " " Screw.....
42483	23029	" " " " Disc.....
93C	23029	" " " " Screw.....
10107	23029	" " " " Spring.....
1737C	23029	" Clamping Nut.....
42066	23029	" Guard.....
42195	23029	" " Holder.....
1101C	23029	" " " Screw.....
171F	23029	" " " Screw.....
132742	23028	Presser Foot Body.....

## PARTS FOR MACHINE No. 81-60

No.	Plate	Name
132743	23028	Presser Foot Chaining-off Finger.....
233J	23028	" " " " Screw..
132744	23028	Presser Foot complete, for 7/16 in. bight, for carpet work, Nos. 233J, 132742 and 132743.....
1324C	23028	Presser Foot Screw.....
39541	23028	" " " Washer.....
132518	23028	" Lever.....
132605	-----	" " 132518 with 42045.....
42045	23028	" " Hinge Stud.....
132745	23028	" " " " Bracket with 1259C.....
130E	23028	Presser Lever Hinge Stud Bracket Screw..
1259C	23028	" " " " Set Screw.....
132519	23028	" " Lifter.....
50378F	23028	" " " " Screw (back).....
1547J	23028	" " " " " Nut...
50253J	23028	" " " " " (front).....
42071	23028	" " Spring.....
1378J	23028	Pressure Regulating Thumb Screw.....
42250	23029	Spreader.....
197J	23029	" " Screw.....
Note: Spreader No. 42250 is used when two thread stitch is required.		
2102	23030	Tension (looper, left hand) Disc.....
51570C	23030	" " " " Regulating Thumb Nut.....
50326C	23030	Tension (looper, left hand) Screw Stud..
59539	-----	" " " " " " " " 50326C with 51570C.....
59534	23030	Tension (looper, left hand) Spring.....
59537	23030	" " " " " Bushing (large).....
59538	23030	Tension (looper, left hand) Spring Bushing (small).....
132599	23030	Tension (looper, left hand) Thread Guide
2102	23030	" (looper, right hand) Disc.....
51570C	23030	" " " " Regulating Thumb Nut.....
50148C	23030	Tension (looper, right hand) Screw Stud..
132871	-----	" " " " " " " " 50148C with 51570C.....
59535	23030	Tension (looper, right hand) Spring.....
59537	23030	" " " " " Bushing (large).....
59538	23030	Tension (looper, right hand) Spring Bushing (small).....
131696	23030	Tension (looper, right hand) Thread Guide.....
2102	23030	Tension (needle thread) Disc

No.	Plate	Name
51570C	23030	Tension (needle thread) Regulating Thumb Nut.....
50261C	23030	Tension (needle thread) Screw Stud.....
132360	-----	" " " " " 50261C with 51570C.....
59535	23030	Tension (needle thread) Spring.....
59537	23030	" " " " Bushing (large).....
59538	23030	Tension (needle thread) Spring Bushing (small).....
42082	23030	Tension (needle thread) Thread Guide....
42242	23029	Thread (looper, left hand) Eyelet.....
233E	23029	" " " " " Screw.
42084	23028	" " " " Tube.....
462C	23028	" " " " Set Screw
42126	23026	" (looper, right hand) Pull-off.....
132664	23029	" " " " Staple.....
176J	23029	" " " " Screw.
7071	23029	" " " " " "
		Washer.....
132886	23029	Thread (looper, right hand) Take-up....
185J	23029	" " " " " Screw
42096	23029	" (needle) Eyelet.....
217J	23029	" " " " Screw.....
132883	23029	" " Take-up.....
197J	23029	" " " " Screw.....
132887	23028	Throat Plate for 132885.....
742F	23028	" " " " Screw.....
*15404	-----	Trade Mark.....
15405	-----	" " Rivet.....

### FITTINGS FOR FOLDING EDGES OF LAUNDRY BAGS

No.	Plate	Name
132885	23031	Feed Dog, 17 teeth, 14 teeth in left hand row and 3 teeth in back of the needle (10 teeth to the inch) for 132887.....
121502	23031	Guide.....
217F	23031	" Screw.....
7071	23031	" " Washer.....
42223	23031	Presser Foot Body.....
132889	23031	" " Chaining-off Finger.....
233J	23031	" " " " Screw..
132890	23031	" " " " Plate.....

No.	Plate	Name
197J	23031	Presser Foot Chaining-off Plate Screw...
62527	23031	" " " Hinge Pin.....
132918	23031	" " " Plate.....
132919	23031	Presser Foot (hinged) complete, Nos.197J, 233J,42223,62527,132889,132890 and 132918.....
132887	23031	Throat Plate for 132885.....

### ACCESSORIES

No.	Plate	Name
1408E	23032	Machine Base Thumb Screw, for 1 5/8 in. tables and Individual Stands, for use when machine is mounted on top of table.....
474E	23032	Machine Base Thumb Screw, for use when machine is mounted 1 1/2 in. lower than standard.....
14063	23032	Machine Base Thumb Screw Spring, for Thumb Screw No.1408, when machine is mounted on Individual Stand.....
27498	23032	Machine Base Thumb Screw Spring, for Thumb Screw No.1408 on 1 5/8 in. tables and Thumb Screw No. 474 when machine is mounted 1 1/2 in. lower than standard.....
9842	23034	Machine Base Thumb Screw Spring Washer..
132602	23032	" " " " Washer.....
120344	23032	Oiler (copper plated) with 120345.....
120345	23032	" Spout (4 1/2 in. long).....
120440	23032	Screw Driver.....
42090	23032	Threading Wire.....
120341	23032	Tweezers (curved).....
42089	23032	Wrench for 1324 and 1737.....
8908	23032	" " 1520.....
4822	23032	" " 1547.....



## BENCH STANDS

### BENCH STAND FOR MACHINE BASE No. 132592 WHEN MACHINE IS MOUNTED ON TOP OF TABLE

No.	Plate	Name
135116	-----	Bench Stand with 27998, two each 28291, 46548 and wood screws 1 1/4 in. No. 14 F.H.....
28291	23032	Cover Hinge with two each wood screws 1/2 in. No. 5 F.H. and 5/8 in. No. 5 F.H.....
27998	23032	Cover Hook and Eye (brass) with wood screw 1/2 in. No. 5 F.H.....
46548	23032	Cover Rest (felt).....

### BENCH STAND FOR MACHINE BASE No. 132656 WHEN MACHINE IS MOUNTED 1 1/2 INCH LOWER THAN STANDARD

No.	Plate	Name
79790	-----	Bench Stand with 27998, 60820, two each 28291, 46548, 150244 and three each wood screws 1 1/4 in. No. 12 F.H. and 1 1/2 in. No. 14 F.H.....
60820	23032	Cover Chain, 9 1/4 in. long with two 56865.....
56865	23032	Cover Chain Hook.....
150244	23032	" " " Screw Eye.....
28291	23032	" Hinge with two each wood screws 1/2 in. No. 5 F.H. and 5/8 in. No. 5 F.H.....
27998	23032	Cover Hook and Eye (brass) with wood screw 1/2 in. No. 5 F.H.....
46548	23032	Cover Rest (felt).....

## FOOT LIFTER PARTS

No.	Plate	Name
6439	-----	Chain, 36 in. to 45 in. with 56864 and 56865.....
Note: When ordering No. 6439, state length required.		
4879	23033	Chain Connecting Link.....
56864	23033	" Hook (large).....
56865	23033	" " (small).....
132755	23033	Lifting Lever.....
132756	23033	" " Bracket.....
1288D	23033	" " " Screw.....
1301D	23033	" " Hinge Screw.....
25033	23033	" " Spring.....
50603J	23033	" " " Screw Stud.....
1148F	23033	" " Stop Screw.....
1547J	23033	" " " " Nut.....
4881	23033	Treadle.....
4882	23033	" Shaft.....
4883	23033	" Spring.....
4884	23033	" Stand.....
4885	23033	Treadle complete, Nos. 4879, 4881 to 4884 and two wood screws 1 in. No. 16....
132757	23033	Foot Lifter complete, Nos. 1148F, 1288D, 1301D, 1547J, 4885, 6439, 25033, 50603J, 132755 and 132756.....

## KNEE LIFTER PARTS

No.	Plate	Name
42130	23037	Lifting Lever.....
42131	23037	" " Bracket.....
1229C	23037	" " " Screw.....
42142	23037	" " Connecting Rod.....
1301D	23037	" " Hinge Screw.....
42132	23037	" " Spring.....
1148F	23037	" " Stop Screw.....
1547J	23037	" " " " Nut.....
2763	23037	Rock Shaft.....
12242	23037	" " Hanger with two wood screws 1 in. No. 10.....

## KNEE LIFTER PARTS

No.	Plate	Name
2765	23037	Rock Shaft Knee Arm.....
2766	23037	" " " " Hub with 356C.....
356C	23037	" " " " " Set Screw.....
2768	-----	Rock Shaft Knee Arm complete, Nos. 2765 to 2767.....
2767	23037	Rock Shaft Knee Plate with 356C.....
356C	23037	" " " " Set Screw.....
6337	23037	" " Lifting Bracket with two 356C
7125	23037	" " " " Hook.....
356C	23037	" " " " " Set Screw.....
356C	23037	" " " " " Set Screw.....
2770	23037	" " Stop Dog with 140219C.....
140219C	23037	" " " " " Set Screw.....
42143	23037	Rock Shaft complete, Nos. 2763, 2768, 6337, 7125 and two each 2770 and 12242....
42144	23037	Knee Lifter complete, Nos. 1301D, 42130 to 42132, 42142, 42143 and two each 1143F, 1229C and 1547J.....

## MACHINE BASES

## MACHINE BASE No. 132592

WHEN MACHINE IS MOUNTED ON TOP OF TABLE  
FOR USE WITH BENCH STAND No. 135116

No.	Plate	Name
132647	23034	Machine Base.....
132595	23034	" " Cushion (large).....
42088	23034	" " " (small) felt.....
132618	23034	" " " " " for 474 or 1408.....
935E	23034	Machine Base Cushion (small) Screw.....
66707	23034	" " " Screw Washer.....
132596	23034	" " " (leather).....
132593	23034	" " Oil Drain Strainer.....
54477	23034	" " Screw Stud.....
51576E	23034	" " " " Nut.....
9842	23034	" " " " Washer.....
132594	23027	" " Thumb Screw Bushing.....
132592	23034	Machine Base complete, Nos. 132593, 132596, 132618, 132647, three each 9842, 51576E, 54477 and four each 935E, 42088, 66707 and 132595.....
132704	23034	Machine Base and Oil Drain Jar complete, Nos. 131268 and 132592.....

## MACHINE BASE No. 132656

WHEN MACHINE IS MOUNTED 1 1/2 INCH  
LOWER THAN STANDARD  
FOR USE WITH BENCH STAND No. 79790

No.	Plate	Name
132655	23035	Machine Base.....
132595	23035	" " Cushion (large).....
42088	23035	" " " (small) felt.....
132618	23035	" " " " " for 474 or 1408.....
935E	23035	Machine Base Cushion (small) Screw.....
66707	23035	" " " Screw Washer.....
132596	23035	" " " (leather).....
132593	23035	" " Oil Drain Strainer.....
1204E	23035	" " Position Stud.....
131022	23035	" " " " Bushing (rubber).....
132594	23027	Machine Base Thumb Screw Bushing.....
132656	23035	Machine Base complete, Nos. 132593, 132596, 132618, 132655, three each 1204E, 131022 and four each 935E, 42088, 66707 and 132595.....
132705	23035	Machine Base and Oil Drain Jar complete, Nos. 132656 and 132697.....

## MACHINE BASE OIL DRAIN JARS

## MACHINE BASE OIL DRAIN JAR

(SWINGING TYPE)

## OIL DRAIN JAR No. 131268

FOR MACHINE BASE No. 132592

FOR BENCH STAND No. 135116

No.	Plate	Name
131185	23034	Jar (glass).....
131191	23034	" Cap.....
131188	23034	" Clamp.....
131217	-----	" " 131188 with 131189.....

## MACHINE BASE OIL DRAIN JAR

No.	Plate	Name
131189	23034	Jar Clamp Lever.....
1247C	23034	" " " Hinge Screw.....
131265	23034	Nipple (long).....
131266	23034	" (short).....
131267	23034	" Elbow.....
131268	23034	Machine Base Oil Drain Jar (swinging type) complete, Nos. 131185, 131191, 131217, 131266 and two each 1247C, 131265 and 131267.....

## MACHINE BASE OIL DRAIN JAR

(SWINGING TYPE)

OIL DRAIN JAR No. 132697

FOR MACHINE BASE No. 132656

FOR BENCH STAND No. 79790

No.	Plate	Name
131185	23035	Jar (glass).....
131191	23035	" Cap.....
131188	23035	" Clamp.....
131217	-----	" " 131188 with 131189.....
131189	23035	" " Lever.....
1247C	23035	" " " Hinge Screw.....
131265	23035	Nipple (long).....
131266	23035	" (short).....
131267	23035	" Elbow.....
132697	23035	Machine Base Oil Drain Jar (swinging type) complete, Nos. 131185, 131191, 131217, 131265 and two each 1247C, 131266 and 131267.....

## THREAD UNWINDER

FOR THREE SPOOLS

No.	Plate	Name
150364	23036	Base with two 437C.....
150638	23036	Rod.....
437C	23036	" Set Screw.....
225259	23036	Spool Rest (one spool) with 201018C.....
225257	23036	" " (two spools) with 201018C.....

## THREAD UNWINDER

No.	Plate	Name
150203	23036	Spool Rest Cushion (felt).....
201018C	23036	" " Set Screw.....
150639	23036	" " Support.....
690J	23036	" " " Screw.....
150640	23036	" " " Stud with 51407C.....
51407C	23036	" " " Set Screw.....
150641	23036	Thread Guide.....
178J	23036	" " Set Screw.....
150642	23036	Thread Unwinder complete, Nos. 178J, 690J, 150364, 150638 to 150641, 225257, 225259 and three each 150203 and wood screws 1 1/2 in. No. 16 F.H....
27739	23036	Thread Cone (wood) for large cones.....
225390	23036	" " Holder, for inverted cones..

Note: Nos. 27739 and 225390 are used with, but not included in, 150642.

## NUMERICAL LIST OF PARTS

No.	Plate	Name
93C	23029	Needle Bar Thread Retainer Screw.....
130E	23028	Presser Lever Hinge Stud Bracket Screw..
157E	23028	Feed Rock Shaft Crank Clamping Screw for 42021.....
171C	23026	Feed Connecting Rod Hinge Screw Clamping Screw for 132529.....
171F	23029	Needle Guard Screw.....
176J	23029	Thread (Looper, right hand) Staple Screw
178J	23036	Thread Unwinder Thread Guide Set Screw for 150642.....
185J	23029	Thread (Looper, right hand) Take-up Screw.....
190E	23028	Feed Dog Screw.....
190E	23027	Frame Bottom Cover Screw.....
197J	23027	" Top Cover Oil Reservoir Cover Screw for 132794.....
197J	23029	Looper (right hand) Screw.....
197J	23031	Presser Foot Chaining-off Plate Screw for 132919.....
197J	23029	Spreader Screw.....
197J	23029	Thread (needle) Take-up Screw.....
201J	23026	Feed Eccentric Clamping Washer Screw for 132644.....
203F	23030	Guide Smoothing Plate Screw for 42238..
217F	23030	Guide Screw.....
217J	23029	Thread (needle) Eyelet Screw.....
223F	23029	Needle Bar Connecting Link Hinge Pin Set Screw for 132740.....
228J	23029	Needle Bar Thread Retainer Bracket Screw
233E	23027	Cloth Plate Extension Screw for 132726..
233J	23028	Presser Foot Chaining-off Finger Screw for 132744 and 132919.....
233E	23029	Thread (Looper, left hand) Eyelet Screw for 132799.....
236C	23027	Cloth Plate Lock Spring Screw for 132726
241E	23029	Looper (right hand) and Spreader Lever Oil Plug Screw for 132799.....
283W	23030	Feed Eccentric Cover Holder Thumb Screw.
330W	23027	Frame Side Cover (left) Screw.....
330W	23030	" " " (right) Lock Spring Screw
330W	23027	" " " " Screw.....
330W	23027	" Top Cover Extension Screw.....
356C	23037	Rock Shaft Knee Arm Hub Set Screw for 2766.....
356C	23037	Rock Shaft Knee Plate Set Screw for 2767

**Genuine Singer Needles should be used  
in Singer Machines.  
These Needles and their Containers  
are marked with the  
Company's Trade Mark "SIMANCO." 1**

**Needles in Containers marked  
"For Singer Machines"  
are not Singer made needles. 2**

## NUMERICAL LIST OF PARTS

No.	Plate	Name
356C	23037	Rock Shaft Lifting Bracket Hook Set Screw for 6337.....
356C	23037	Rock Shaft Lifting Bracket Set Screw for 6337.....
437C	23036	Thread Unwinder Rod Set Screw for 150364
446C	23026	Balance Wheel Set Screw for 132523.....
462C	23026	Feed Lifting Eccentric Set Screw for 132635.....
462C	23029	Needle Bar Bushing Set Screw for 132724.
462C	23028	Thread (looper, left hand) Tube Set Screw.....
474E	23032	Machine Base Thumb Screw for use when machine is mounted 1 1/2 in. lower than standard (Accessories).....
583F	23027	Frame Top Cover Screw (large).....
620C	23029	Needle Bar Connecting Link Hinge Pin Set Screw for 132880.....
624C	23029	Needle Bar Crank (back) Bushing Set Screw for 132724.....
690J	23036	Thread Unwinder Spool Rest Support Screw for 150642.....
742F	23027	Frame Top Cover Screw (small).....
742F	23028	Throat Plate Screw.....
896C	23026	Looper (right hand) and Spreader Lever Connection Cap (lower) Screw for 132803.....
896C	23026	Looper (right hand) and Spreader Lever Connection Cap (upper) Screw for 132803.....
896C	23026	Needle Bar Connecting Rod Cap (lower) Screw for 132806.....
896C	23026	Needle Bar Connecting Rod Cap (upper) Screw for 132806.....
935E	23034	Machine Base Cushion (small) Screw for 132592 and 132656.....
949E	23030	Arm Screw.....
1036C	23026	Feed Eccentric Body Set Screw for 132644
1036C	23028	Feed Rock Shaft Hinge Pin Bushing Set Screw.....
1036C	23026	Frame Rotary Shaft Crank Set Screw for 132791.....
1036C	23029	Looper (left hand) Lever Hinge Stud Set Screw.....
1036C	23029	Looper (right hand) and Spreader Lever Hinge Pin Bushing Set Screw.....
1036C	23029	Looper (right hand) and Spreader Lever Hinge Pin Set Screw.....
1057C	23026	Feed Connecting Rod Cap Screw for 132529
1057C	23029	Needle Bar Connecting Bracket Clamping Screw for 132740.....

## NUMERICAL LIST OF PARTS

No.	Plate	Name
1101C	23029	Needle Guard Holder Screw.....
1148F	23033	Lifting Lever Stop Screw for 42144 and 132757.....
1204E	23035	Machine Base Position Stud for 132656...
1229C	23037	Lifting Lever Bracket Screw for 42144...
1247C	23034	Machine Base Oil Drain Jar Clamp Lever Hinge Screw for 131268 and 132697...
1253C	23028	Feed Bar Hinge Pin Set Screw for 42205..
1259C	23029	Needle Bar Crank (back) Ball Stud Set Screw for 132879.....
1259C	23028	Presser Lever Hinge Stud Set Screw for 132745.....
1288D	23033	Lifting Lever Bracket Screw for 132757..
1301D	23033	" " Hinge Screw for 42144 and 132757.....
1324C	23028	Presser Foot Screw.....
1354C	23026	Balance Wheel Position Screw for 132523.
1375C	23026	Frame Rotary Shaft Crank Position Screw for 132791.....
1376J	23028	Pressure Regulating Thumb Screw.....
1408E	23032	Machine Base Thumb Screw for 1 5/8 in. tables and Individual Stands for use when machine is mounted on top of table (Accessories).....
1520J	23026	Feed Connecting Rod Hinge Screw Nut.....
1547J	23033	Lifting Lever Stop Screw Nut for 42144 and 132757.....
1547J	23028	Presser Lever Lifter Screw (back) Nut...
1664E	23026	Frame Rotary Shaft Crank Ball Sleeve Bushing Nut for 132792.....
1695J	23026	Feed Connecting Rod Hinge Screw Clamping Screw Nut for 132529.....
1735J	23029	Looper (left hand) Lever Connecting Link Screw Nut for 132801.....
1737C	23029	Needle Clamping Nut.....
2102	23030	Tension (looper, left hand) Disc.....
2102	23030	" (looper, right hand) Disc.....
2102	23030	" (needle thread) Disc.....
2763	23037	Rock Shaft for 42143.....
2765	23037	" " Knee Arm for 2768.....
2766	23037	" " " " Hub with 356C, for 2768.....
2767	23037	Rock Shaft Knee Plate with 356C, for 2768.....
2768	----	Rock Shaft Knee Arm complete for 42143, Nos. 2765 to 2767.....
2770	23037	Rock Shaft Stop Dog with 140219C, for 42143.....
4389	23030	Arm Dowel Pin.....
4822	23032	Wrench for 1547 (Accessories).....

## NUMERICAL LIST OF PARTS

No.	Plate	Name
4879	23033	Chain Connecting Link for 4885.....
4881	23033	Treadle for 4885.....
4882	23033	" Shaft for 4885.....
4883	23033	" Spring for 4885.....
4884	23033	" Stand for 4885.....
4885	23033	Treadle complete for 132757, Nos. 4879, 4881 to 4884 and two wood screws 1 in. No. 16.....
6337	23037	Rock Shaft Lifting Bracket with two 356C, for 42143.....
6439	-----	Chain 36 in. to 45 in. with 56864 and 56865, for 132757.....
7071	23030	Guide Screw Washer.....
7071	23030	" Smoothing Plate Screw Washer for 42238.....
7071	23029	Thread (looper, right hand) Staple Screw Washer.....
7125	23037	Rock Shaft Lifting Bracket Hook for 42143.....
8908	23032	Wrench for 1520 (Accessories).....
9842	23034	Machine Base Screw Stud Nut Washer for 132592.....
9842	23034	Machine Base Thumb Screw Spring Washer (Accessories).....
10107	23029	Needle Bar Thread Retainer Spring.....
12242	23037	Rock Shaft Hanger with two wood screws 1 in. No. 10, for 42143.....
14063	23032	Machine Base Thumb Screw Spring for Thumb Screw No.1408 when machine is mounted on Individual Stand (Ac- cessories).....
*15404	-----	Trade Mark for 132724.....
15405	-----	" " Rivet for 132724.....
19044	23030	Feed Eccentric Cover Holder Thumb Screw Washer.....
19047	23026	Feed Eccentric Clamping Washer for 132644.....
25033	23033	Lifting Lever Spring for 132757.....
27498	23032	Machine Base Thumb Screw Spring for Thumb Screw No.1408 on 1 5/8 in. tables and Thumb Screw No. 474 when machine is mounted 1 1/2 in. lower than standard (Accessories).....
27739	23036	Thread Unwinder Thread Cone (wood) for large cones for 150642.....
27998	23032	Bench Stand Cover Hook and Eye (brass) with wood screw 1/2 in. No. 5 F.H., for 79790 and 135116.....
28291	23032	Bench Stand Cover Hinge with two each wood screws 1/2 in. No. 5 F.H. and 5/8 in. No. 5 F.H., for 79790 and 135116.....

## NUMERICAL LIST OF PARTS

No.	Plate	Name
38534	23029	Needle Bar (hollow).....
39541	23028	Presser Foot Screw Washer.....
42005	23027	Cloth Plate Lock Spring for 132726.....
42021	23028	Feed Rock Shaft Crank with 157E, for 132626.....
42028	23027	Frame Side Cover (right) hinged.....
42045	23028	Presser Lever Hinge Stud for 132605.....
42066	23029	Needle Guard.....
42071	23028	Presser Lever Spring.....
42082	23030	Tension (needle thread) Thread Guide....
42084	23028	Thread (looper, left hand) Tube.....
42088	23034	Machine Base Cushion (small) felt for 132592 and 132656.....
42089	23032	Wrench for 1324 and 1737 (Accessories)
42090	23032	Threading Wire (Accessories).....
42096	23029	Thread (needle) Eyelet.....
42102	23030	Feed Eccentric Cover Holder for 132634..
42115	23029	Needle Bar Thread Retainer Bracket.....
42126	23026	Thread (looper, right hand) Pull-off....
42130	23037	Lifting Lever for 42144.....
42131	23037	" " Bracket for 42144.....
42132	23037	" " Spring for 42144.....
42142	23037	" " Connecting Rod for 42144..
42143	23037	Rock Shaft complete for 42144, Nos.2763, 2768, 6337, 7125 and two each 2770 and 12242.....
42144	23037	Knee Lifter complete, Nos. 1301D, 42130 to 42132, 42142, 42143 and two each 1148F, 12290 and 1547J.....
42192	23030	Frame Side Cover (right) Lock Spring....
42195	23029	Needle Guard Holder.....
42205	23028	Feed Bar with 1253C, for 132642.....
42223	23031	Presser Foot Body for 132919.....
42235	23030	Guide Body for 42238.....
42236	23030	" Finger for 42238.....
42237	23030	" Smoothing Plate for 42238.....
42238	23030	Guide complete, Nos.203F, 7071, 42235 to 42237 and two 50365J.....
42239	23029	Looper (right hand).....
42242	23029	Thread (looper, left hand) Eyelet for 132801.....
42250	23029	Spreader.....
42483	23029	Needle Bar Thread Retainer Disc.....
46548	23032	Bench Stand Cover Rest (felt) for 79790 and 135116.....
50117C	23029	Looper (left hand) Clamping Screw for 132795.....
50148C	23030	Tension (looper, right hand) Screw Stud for 132871.....
50150C	23027	Cloth Plate Hinge Stud Set Screw.....
50200C	23029	Needle Bar Crank (front) Set Screw for 132880.....

## NUMERICAL LIST OF PARTS

No.	Plate	Name
50253J	23030	Feed Eccentric Cover Screw for 132634...
50253J	23028	Presser Lever Lifter Screw (front).....
50261C	23030	Tension (needle thread) Screw Stud for 132360.....
50326C	23030	Tension (looper, left hand) Screw Stud for 59539.....
50565J	23030	Guide Finger Screw for 42238.....
50378F	23028	Presser Lever Lifter Screw (back).....
50603J	23033	Lifting Lever Spring Screw Stud for 132757.....
51145C	23026	Feed Regulating Screw for 132644.....
51292C	23026	" Connecting Rod Hinge Screw.....
51332C	23026	Frame Rotary Shaft Bushing (front) Set Screw.....
51332C	23026	Frame Rotary Shaft Flanged Bushing (back) Set Screw.....
51407C	23036	Thread Unwinder Spool Rest Support Stud Set Screw for 150640.....
51459E	23029	Looper (left hand) Lever Connecting Link Screw for 132801.....
51570C	23030	Tension (looper, left hand) Regulating Thumb Nut for 59539.....
51570C	23030	Tension (looper, right hand) Regulating Thumb Nut for 132871.....
51570C	23030	Tension (needle thread) Regulating Thumb Nut for 132360.....
51576E	23034	Machine Base Screw Stud Nut for 132592..
54477	23034	" " " " for 132592.....
56864	23033	Chain Hook (large) for 6439.....
56865	23032	Bench Stand Cover Chain Hook for 60820..
56865	23033	Chain Hook (small) for 6439.....
59534	23030	Tension (looper, left hand) Spring.....
59535	23030	" (looper, right hand) Spring.....
59535	23030	" (needle thread) Spring.....
59537	23030	Tension (looper, left hand) Spring Bush- ing (large).....
59537	23030	Tension (looper, right hand) Spring Bushing (large).....
59537	23030	Tension (needle thread) Spring Bushing (large).....
59538	23030	Tension (looper, left hand) Spring Bush- ing (small).....
59538	23030	Tension (looper, right hand) Spring Bushing (small).....
59538	23030	Tension (needle thread) Spring Bushing (small).....
59539	-----	Tension (looper, left hand) Screw Stud 50326C with 51570C.....
60820	23032	Bench Stand Cover Chain 9 1/4 in. long with two 56865, for 79790.....

## NUMERICAL LIST OF PARTS

No.	Plate	Name
62527	23031	Presser Foot Hinge Pin for 132919.....
66707	23034	Machine Base Cushion Screw Washer for 132592 and 132656.....
68350	23030	Arm Oil Cup.....
79790	-----	Bench Stand with 27998, 60820, two each 28291, 46548, 150244 and three each wood screws 1 1/4 in. No. 12 F.H. and 1 1/2 in. No. 14 F.H. for Machine Base No. 132656, for use when ma- chine is mounted 1 1/2 in. lower than standard.....
120341	23032	Tweezers (curved) Accessories.....
120344	23032	Oiler (copper plated) with 120345 (Ac- cessories).....
120345	23032	Oiler Spout (4 1/2 in. long) for 120344..
120440	23032	Screw Driver (Accessories).....
121502	23031	Guide (for folding edges of laundry bags).....
125056	23029	Looper (right hand) and Spreader Lever Hinge Pin Oil Wick (braided cotton) for 132699.....
131022	23035	Machine Base Position Stud Bushing (rubber) for 132656.....
131185	23034	Machine Base Oil Drain Jar (glass) for 131268 and 132697.....
131188	23034	Machine Base Oil Drain Jar Clamp for 131217.....
131189	23034	Machine Base Oil Drain Jar Clamp Lever for 131217.....
131191	23034	Machine Base Oil Drain Jar Cap for 131268 and 132697.....
131217	-----	Machine Base Oil Drain Jar Clamp 131188 with 131189, for 131268 and 132697..
131265	23034	Machine Base Oil Drain Jar Nipple (long) for 131268 and 132697.....
131266	23034	Machine Base Oil Drain Jar Nipple (short) for 131268 and 132697.....
131267	23034	Machine Base Oil Drain Jar Nipple Elbow for 131268 and 132697.....
131268	23034	Machine Base Oil Drain Jar (swinging type) complete, for 132704, Nos. 131185, 131191, 131217, 131266 and two each 1247C, 131265 and 131267...
131696	23030	Tension (looper, right hand) Thread Guide.....
132360	-----	Tension (needle thread) Screw Stud 50261C with 51570C.....
132518	23028	Presser Lever for 132805.....
132519	23028	" " Lifter.....
132523	23026	Balance Wheel, 2 3/16 in. pulley with 446C and 1354C.....

## NUMERICAL LIST OF PARTS

No.	Plate	Name
132526	23027	Cloth Plate Hinge Stud.....
132528	23028	Feed Bar Hinge Pin.....
132529	23026	" Connecting Rod with 171C, 1695J and two 1057C, for 132643.....
132533	23026	Feed Eccentric Oil Tube for 132644.....
132537	23026	" " Lubricator Oil Wick (braided cotton) for 132785.....
132539	23026	Feed Lifting Eccentric Connection for 132642.....
132542	23028	Feed Rock Shaft Hinge Pin with 132544....
132543	23028	" " " " " Bushing.....
132543	23029	Looper (right hand) and Spreader Lever Hinge Pin Bushing.....
132544	23028	Feed Rock Shaft Hinge Pin Oil Wick (braided cotton) for 132542.....
132546	23027	Frame Bottom Cover with 132594.....
132547	23027	" " " Gasket.....
132548	23030	" Oil Cup.....
132552	23029	Looper (left hand) Lever Hinge Stud Oil Pad (braided cotton) for 132798....
132558	23026	Frame Rotary Shaft Oil Pad (wick) for 132788.....
132559	23026	Frame Rotary Shaft Oil Pad Retainer for 132788.....
132580	23029	Needle Bar Bushing (upper) for 132724....
132581	23029	Needle Bar Bushing (upper) Oil Pad (braided cotton).....
132582	23029	Needle Bar Connecting Link for 132881....
132583	23029	" " " " Hinge Pin with 132584, for 132881.....
132584	23029	Needle Bar Connecting Link Hinge Pin Oil Pad (wick) for 132583.....
132589	23029	Needle Bar Crank (back) Bushing for 132724.....
132590	23029	Needle Bar Crank (back) Oil Pad (wick) for 132879.....
132592	23034	Machine Base complete for 132704, Nos. 132593,132596,132618,132647, three each 9842,51576E,54477 and four each 935E, 42088, 66707 and 132595.....
132593	23034	Machine Base Oil Drain Strainer for 132592 and 132656.....
132594	23027	Machine Base Thumb Screw Bushing for 132546.....
132595	23034	Machine Base Cushion (large) for 132592 and 132656.....
132596	23034	Machine Base Cushion (leather) for 132592 and 132656.....
132599	23030	Tension (looper, left hand) Thread Guide
132601	23027	Cloth Plate Extension for 132726.....

## NUMERICAL LIST OF PARTS

No.	Plate	Name
132602	23032	Machine Base Thumb Screw Washer (Accessories).....
132603	23026	Frame Rotary Shaft Flanged Bushing (back) Oil Pad Retainer for 132866..
132605	-----	Presser Lever 132518 with 42045.....
132618	23034	Machine Base Cushion (small) felt for 474 or 1408, for 132592 and 132656..
132625	23028	Feed Rock Shaft for 132626.....
132626	-----	Feed Rock Shaft complete, Nos. 42021 and 132625.....
132634	23030	Feed Eccentric Cover Holder 42102 with 132651 and two 50253J.....
132635	23026	Feed Lifting Eccentric with two 462C....
132638	23027	Frame Side Cover (left) with 132701....
132642	-----	Feed Bar 42205 with 132539.....
132643	-----	" Connecting Rod 132529 with 132644..
132644	-----	Feed Eccentric complete for 132643, Nos. 201J, 19047, 51145C, 132533 and two 1036C.....
132647	23034	Machine Base for 132592.....
132651	23030	Feed Eccentric Cover for 132634.....
132655	23035	Machine Base for 132656.....
132656	23035	Machine Base complete for 132705, Nos. 132593,132596,132618,132655, three each 1204E, 131022 and four each 935E, 42088, 66707 and 132595.....
132664	23029	Thread (looper, right hand) Staple.....
*132692	-----	Frame Rotary Shaft Oil Sling Cover for 132866.....
132697	23035	Machine Base Oil Drain Jar (swinging type) complete for 132705, Nos. 131185,131191,131217,131265 and two each 1247C, 131266 and 131267.....
132699	23029	Looper (right hand) and Spreader Lever Hinge Pin with 125056, for 132800...
132701	23027	Frame Side Cover (left) Handle for 132638.....
132704	23034	Machine Base and Oil Drain Jar complete for Machine Base No. 132592, when machine is mounted on top of table, for use with Bench Stand No. 135116, Nos. 131268 and 132592.....
132705	23035	Machine Base and Oil Drain Jar complete for Machine Base No. 132656, when machine is mounted 1 1/2 in. lower than standard, for use with Bench Stand No.79790,Nos.132656 and 132697
132712	23026	Feed Eccentric Lint Cover (spring).....
132715	23026	Frame Rotary Shaft Bushing (front) Oil Pad Retainer for 132810.....



## NUMERICAL LIST OF PARTS

No.	Plate	Name
*132724	-----	Arm with 15404, 132580, 132739 and two each 462C, 624C, 15405 and 132589...
132725	23027	Cloth Plate with Hinge Bracket for 132726.....
132726	23027	Cloth Plate complete, Nos. 42005, 132601, 132725, two 236C and three 233E.....
*132729	-----	Frame.....
132734	23027	" Top Cover Extension.....
132739	23029	Needle Bar Bushing (lower) for 132724...
132740	23029	" " Connecting Bracket with 223F and 1057C, for 132881.....
132742	23028	Presser Foot Body for 132744.....
132743	23028	" " Chaining-off Finger for 132744.....
132744	23028	Presser Foot complete for 7/16 in. bight for carpet work, Nos. 233J, 132742 and 132743.....
132745	23028	Presser Lever Hinge Stud Bracket with 1259C.....
132755	23033	Lifting Lever for 132757.....
132756	23033	" " Bracket for 132757.....
132757	23033	Foot Lifter complete, Nos. 1148F, 1288D, 1301D, 1547J, 4885, 6439, 25033, 50603J, 132755 and 132756.....
132770	23026	Frame Rotary Shaft Crank Ball Sleeve for 132792.....
132771	23026	Frame Rotary Shaft Crank Ball Sleeve Bushing for 132792.....
132772	23026	Frame Rotary Shaft Crank Ball Sleeve Bushing Nut Washer for 132792.....
132773	23026	Frame Rotary Shaft Crank Ball Sleeve Bushing Position Pin for 132791.....
132774	23026	Frame Rotary Shaft Ball Sleeve Guide for 132789.....
132774	23026	Frame Rotary Shaft Crank Ball Sleeve Guide for 132805.....
132776	23026	Looper (right hand) and Spreader Lever Ball Stud for 132805.....
132782	23027	Frame Top Cover Oil Reservoir Cover for 132794.....
132783	23027	Frame Top Cover Oil Tube for 132794....
132784	23027	" " " " Wick for 132794....
132785	23026	Feed Eccentric Lubricator with 132537...
132788	23026	Frame Rotary Shaft with 132558 and 132559, for 132789.....
132789	-----	Frame Rotary Shaft 132788 with 132774, 132790, 132802 and 132806.....
132790	23026	Frame Rotary Shaft Ball Sleeve (two pieces) for 132789.....
132791	23026	Frame Rotary Shaft Crank with 1036C, 1375C and 132773, for 132792.....

## NUMERICAL LIST OF PARTS

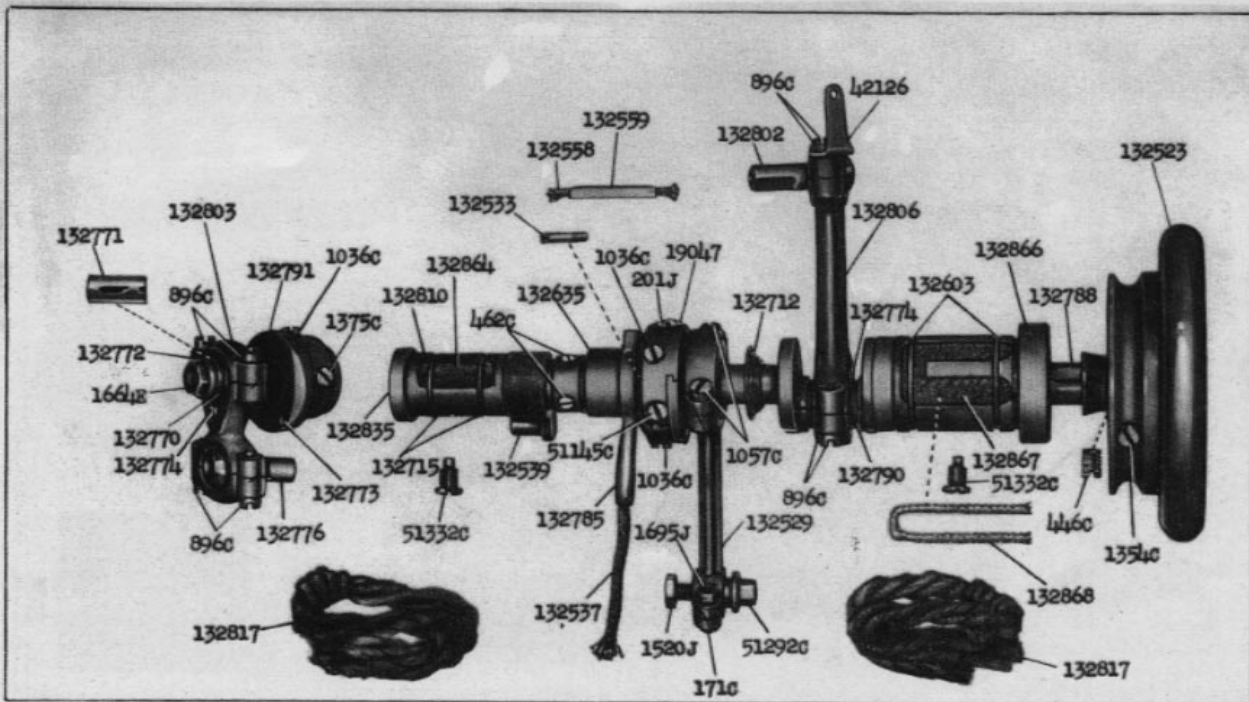
No.	Plate	Name
132792	-----	Frame Rotary Shaft Crank complete for 132805, Nos. 1664E, 132770 to 132772 and 132791.....
132793	23027	Frame Top Cover for 132794.....
132794	-----	" " " 132793 with 132782 to 132784 and two 197J.....
132795	23029	Looper (left hand) Lever with 50117C, for 132801.....
132796	23029	Looper (left hand) Lever Connecting Link for 132801.....
132797	23029	Looper (left hand) Lever Connecting Link Hinge Pin for 132801.....
132798	23029	Looper (left hand) Lever Hinge Stud with 132552, for 132801.....
132799	23029	Looper (right hand) and Spreader Lever with 233E, 241E and 140123C, for 132800.....
132800	-----	Looper (right hand) and Spreader Lever 132799 with 132899, for 132801.....
132801	-----	Looper (right hand) and Spreader Lever 132800 with 42242, 132795, 132798 and two each 1735J, 51459E, 132796 and 132797.....
132802	23026	Needle Bar Crank (back) Ball Stud for 132789.....
132803	23026	Looper (right hand) and Spreader Lever Connection with four 896C, for 132805.....
132805	-----	Looper (right hand) and Spreader Lever Connection 132803 with 132774, 132776 and 132792.....
132806	23026	Needle Bar Connecting Rod with four 896C, for 132789.....
132810	23026	Frame Rotary Shaft Bushing (front) with 132835, 132864 and two 132715.....
132811	23029	Looper (left hand).....
132816	23028	Feed Rock Shaft Hinge Pin Bushing Oil Wick (wick).....
132816	23029	Looper (left hand) Lever Hinge Stud Oil Wick (wick).....
132816	23029	Looper (right hand) and Spreader Lever Hinge Pin Bushing Oil Wick (wick)...
132817	23026	Frame Rotary Shaft Bushing (front) Oil Wick (wick).....
132817	23026	Frame Rotary Shaft Flanged Bushing (back) Oil Wick (wick).....
132835	23026	Frame Rotary Shaft Crank Oil Sling Cover for 132810.....
132864	23026	Frame Rotary Shaft Bushing (front) Oil Pad (braided cotton) for 132810.....

## NUMERICAL LIST OF PARTS

No.	Plate	Name
132866	23026	Frame Rotary Shaft Flanged Bushing (back) with 132692, 132867, 132868 and two 132603.....
132867	23026	Frame Rotary Shaft Flanged Bushing (back) Oil Pad (large) wick for 132866.....
132868	23026	Frame Rotary Shaft Flanged Bushing (back) Oil Pad (small) braided cotton for 132866.....
132871	-----	Tension (looper, right hand) Screw Stud 50148C with 51570C.....
132879	23029	Needle Bar Crank (back) with 132590 and two 1259C.....
132880	23029	Needle Bar Crank (front) with 620C, 50200C and 140123C, for 132881.....
132881	-----	Needle Bar Crank (front) 132880 with 132582, 132740 and two 132583.....
132883	23029	Thread (needle) Take-up.....
132885	23028	Feed Dog, 17 teeth, 14 teeth in left hand row and three teeth in back of the needle (10 teeth to the inch) for 132887, for folding edges of laundry bags.....
132886	23029	Thread (looper, right hand) Take-up....
132887	23028	Throat Plate for 132885, for folding edges of laundry bags.....
132889	23031	Presser Foot Chaining-off Finger for 132919.....
132890	23031	Presser Foot Chaining-off Plate for 132919.....
132918	23031	Presser Foot Plate for 132919.....
132919	23031	Presser Foot (hinged) complete for folding edges of laundry bags, Nos. 197J, 233J, 42223, 62527, 132889, 132890 and 132918.....
135116	-----	Bench Stand with 27998, two each 28291, 46548 and wood screws 1 1/4 in. No. 14 F.H. for Machine Base No. 132592, for use when machine is mounted on top of table.....
140123C	23029	Looper (right hand) and Spreader Lever Ball Stud Set Screw for 132799.....
140123C	23029	Needle Bar Crank (front) Position Screw for 132880.....
140219C	23037	Rock Shaft Stop Dog Set Screw for 2770..
150203	23036	Thread Unwinder Spool Rest Cushion (felt) for 150642.....
150244	23032	Bench Stand Cover Chain Hook Screw Eye for 79790.....
150364	23036	Thread Unwinder Base with two 437C, for 150642.....


## NUMERICAL LIST OF PARTS

No.	Plate	Name
150638	23036	Thread Unwinder Rod for 150642.....
150639	23036	" " Spool Rest Support for 150642.....
150640	23036	Thread Unwinder Spool Rest Support Stud with 51407C, for 150642.....
150641	23036	Thread Unwinder Thread Guide for 150642.
150642	23036	Thread Unwinder complete for three spools, Nos. 17BJ, 690J, 150364, 150638 to 150641, 225257, 225259 and three each 150203 and wood screws 1 1/2 in. No. 16 F.H.....
201018C	23036	Thread Unwinder Spool Rest Set Screw for 225257 and 225259.....
225257	23036	Thread Unwinder Spool Rest (two spools) with 201018C, for 150642.....
225259	23036	Thread Unwinder Spool Rest (one spool) with 201018C, for 150642.....
225390	23036	Thread Unwinder Thread Cone Holder for inverted cones for 150642.....




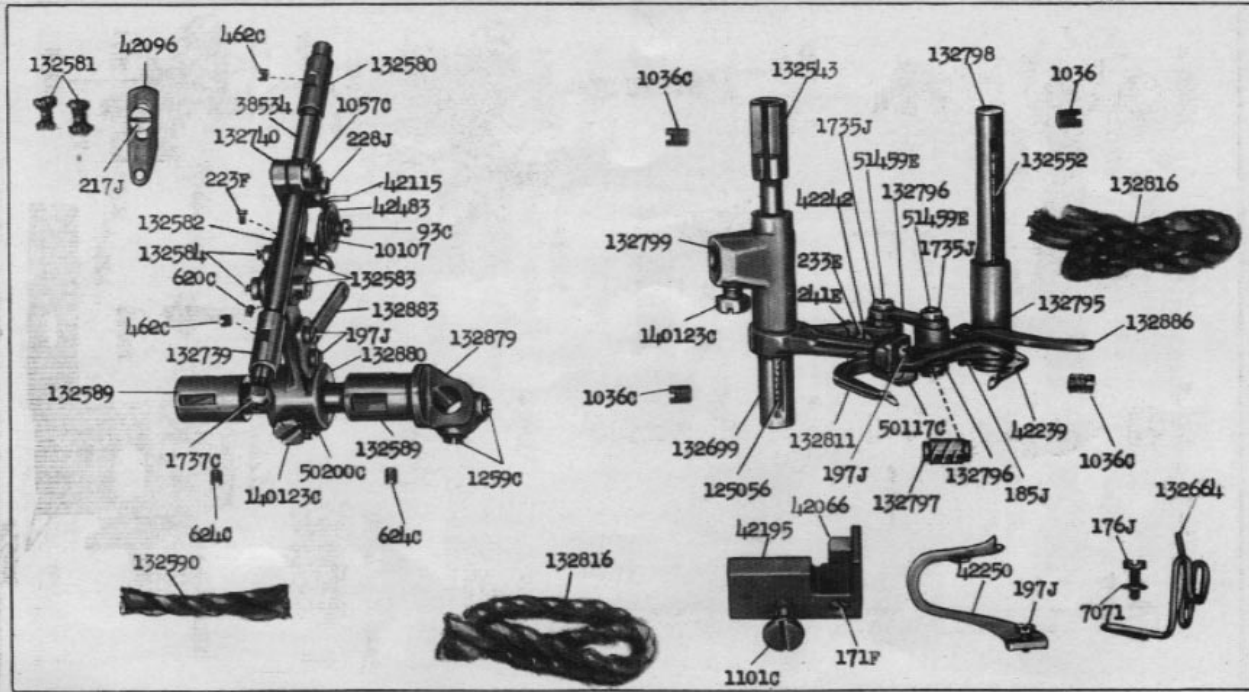
23026 - 1/2

23027 - 1/3




23028 - 1/2



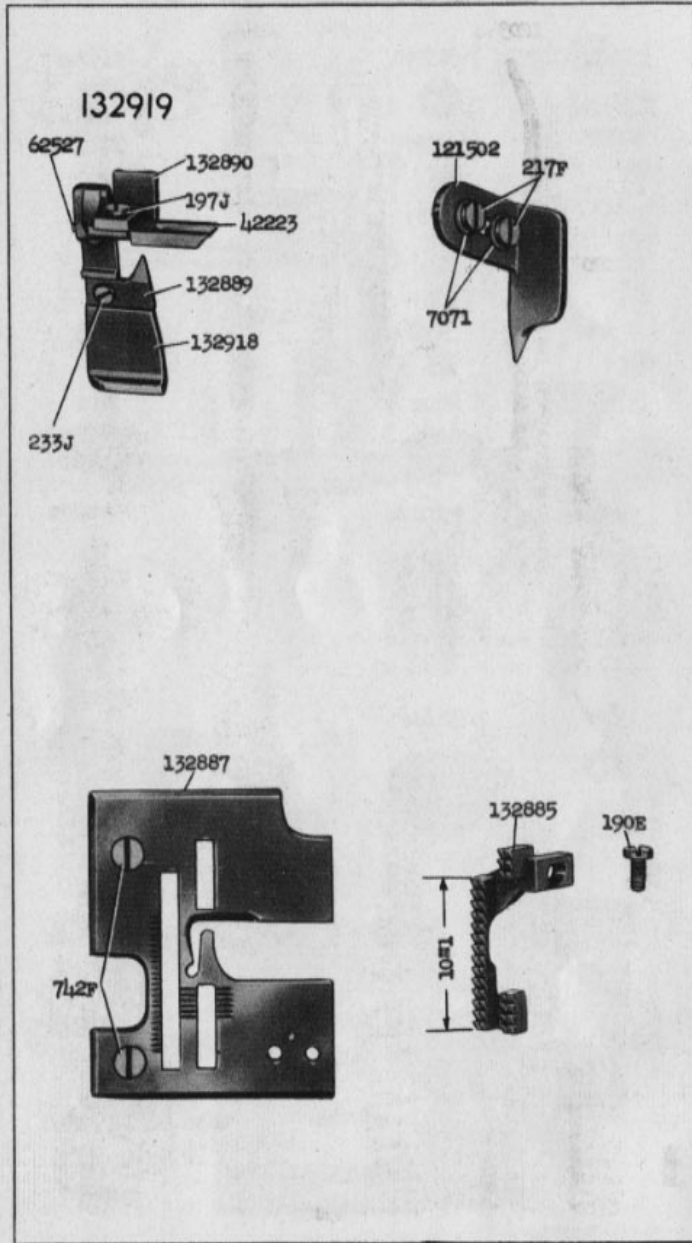


23029 - 1/2


23030 - 1/2



23031 - 2/3

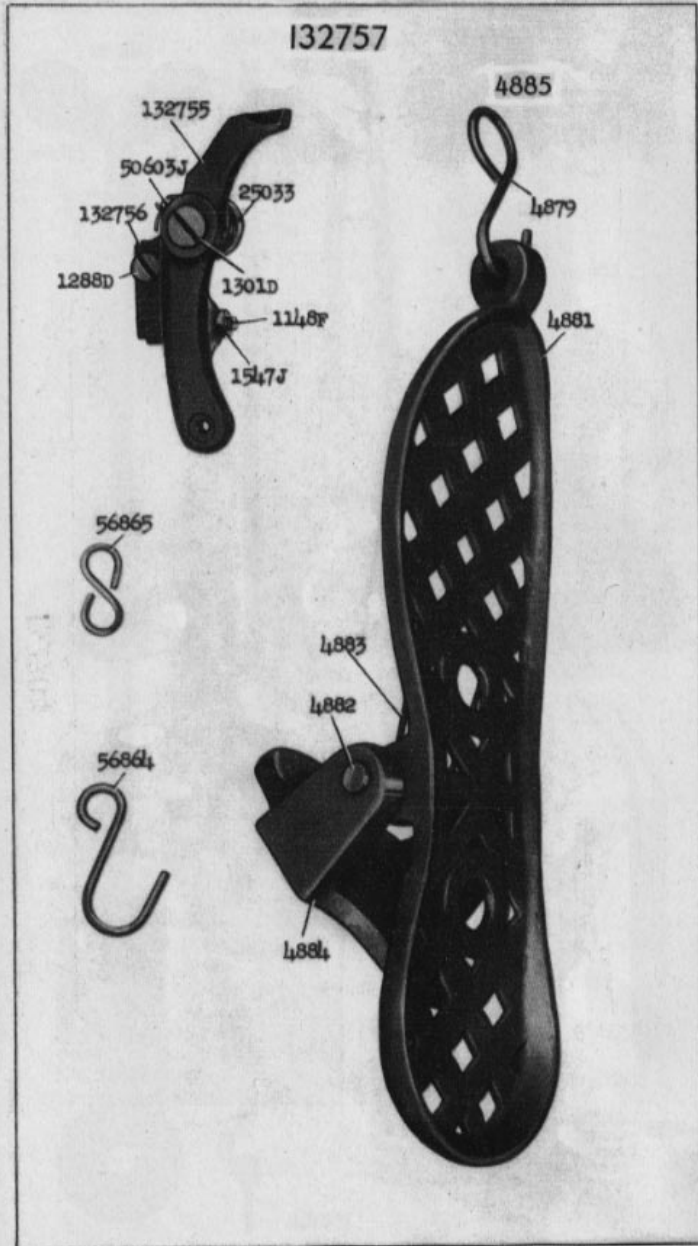


23032 - 1/2

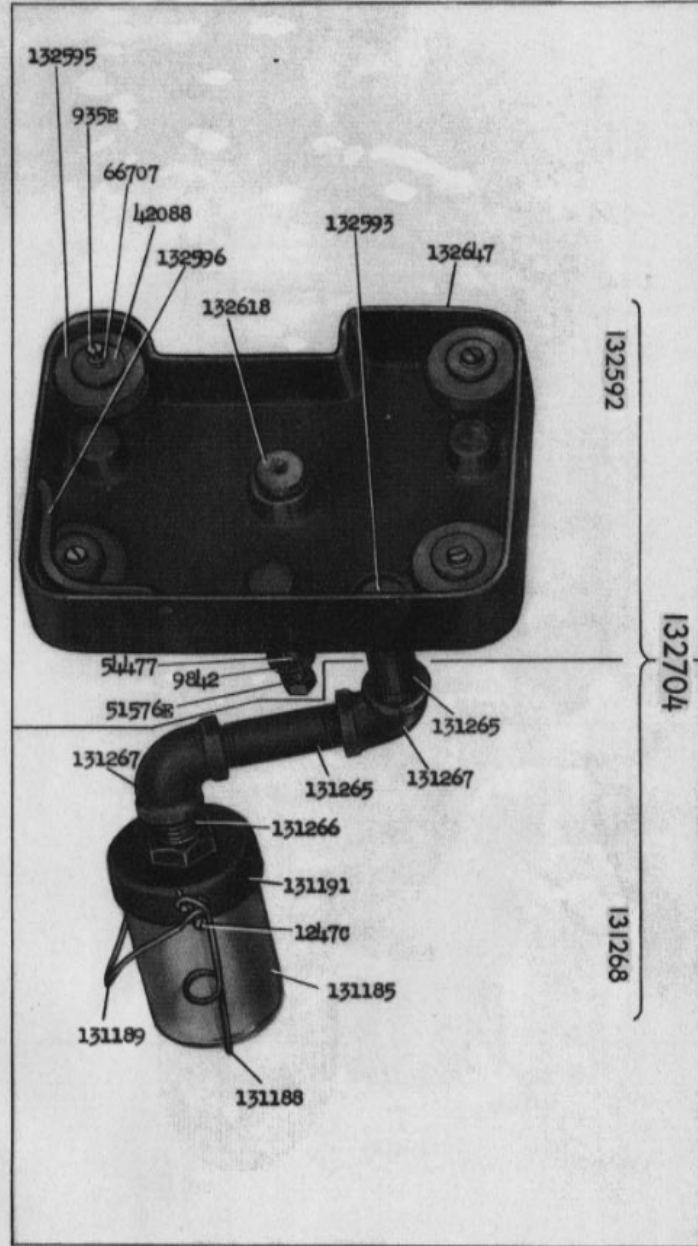


23033 - 1/2

132757

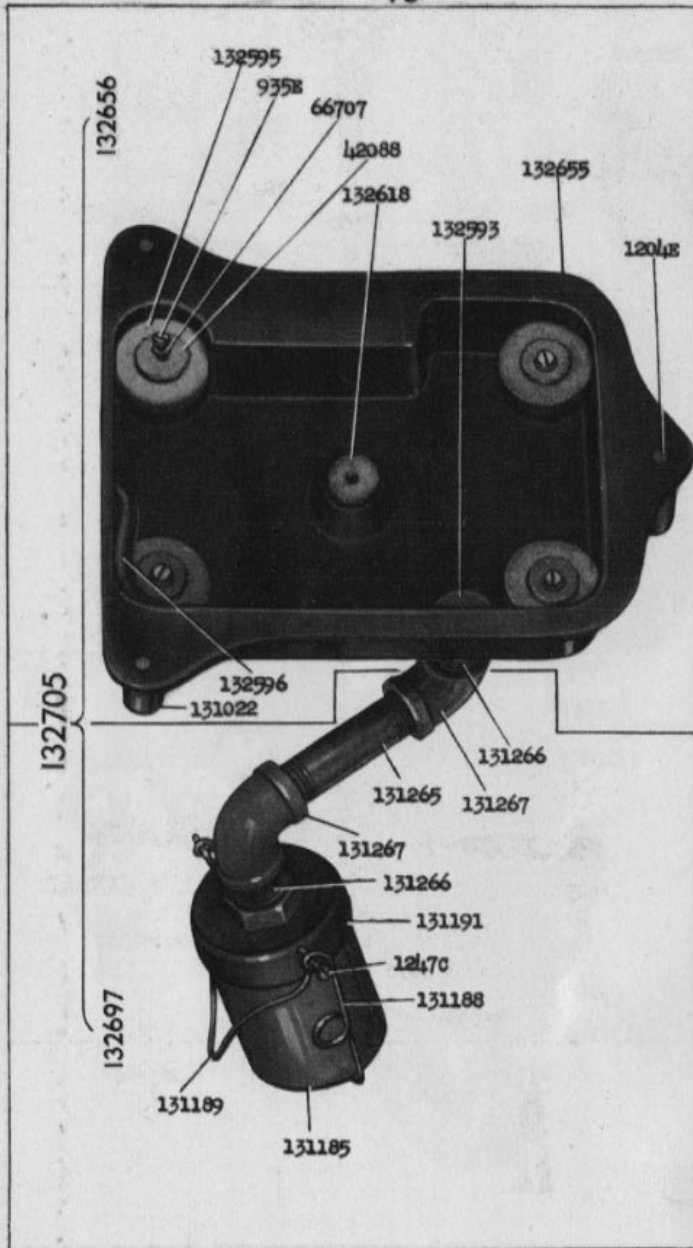


23034 - 1/3

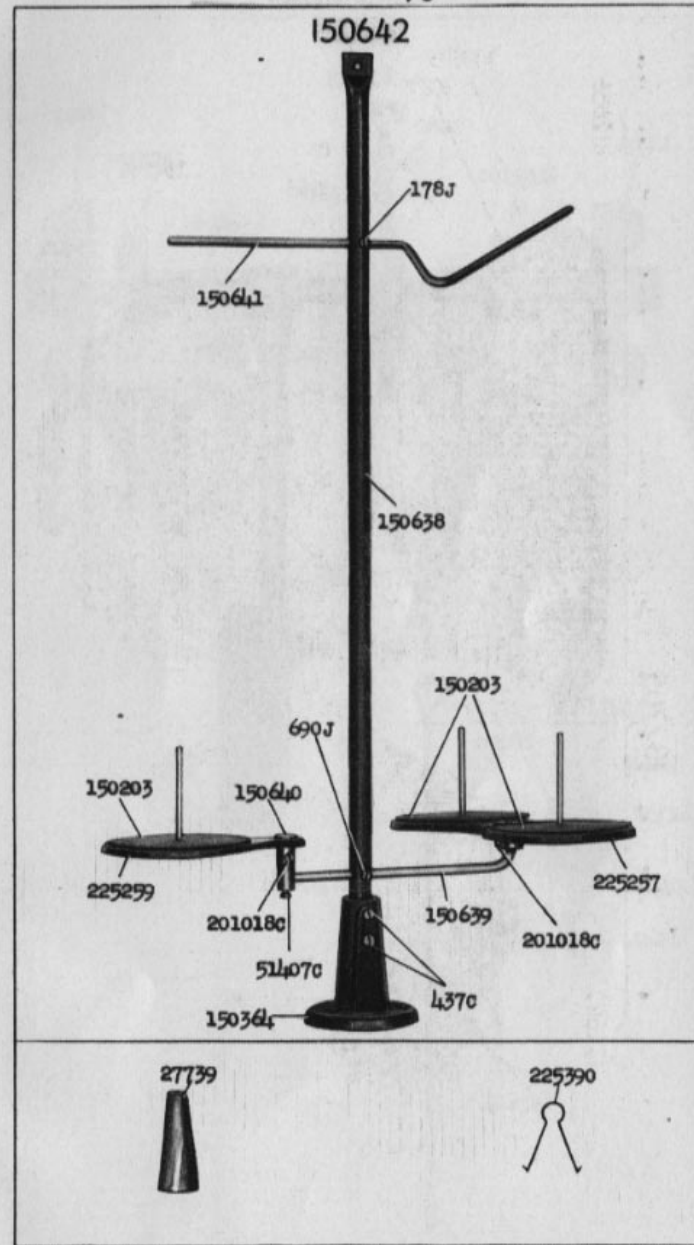




23035 - 1/3



23036 - 1/6



23037 - 1/3

