

Singer 95-40

Singer 95-41

Singer 95-42

FORM 18880
JULY, 1935
PRINTED IN U. S. A.

LIST
OF
PARTS



MACHINES
Nos. 95-40, 95-41 and 95-42

THE SINGER MANUFACTURING COMPANY

Copyright, U. S. A., 1917, 1921, 1922, 1928, 1933 and 1935
by The Singer Manufacturing Co.
All Rights Reserved for all Countries

INDEX

	Page
Accessories	23
Binder	23
Binder (transverse) on Shank	24
Bobbin Winders	24
Finger Guard for 95-42 Machine	34
Finger Guards for 95-40 & 95-41 Machines	34
Foot Lifter Parts for 95-40 & 95-41 Machines.	27
Foot Lifter Parts for 95-42 Machine	31
Hemmers for 95-40 Machine	35
Hemmers on Shank for 95-40 Machine	37
Knee Lifter Parts for 95-40 Machine	28
" " " " 95-41 Machine	30
" " " " 95-42 Machine	32
Knife Grinder for 95-42 Machine	34
Machine Base	23
Machine No. 95-40	1
" " 95-41	10
" " 95-42	12
Numerical List of Parts	43
Obsolete Parts	41
Piping Attachment for 95-40 Machine	37
Presser Feet	38
Presser Foot Extensions for 95-41 Machine...	38
Spool Holder (disc) for 95-41 Machine	38
Thread Unwinder	40
Tuckers (long Arm) for 95-40 & 95-41 Machines	39

INSTRUCTIONS FOR ORDERING

In ordering from this list, use ONLY the part NUMBER in the FIRST column.

The number stamped on a Sewing Machine Part is in every case the number of the single part only.

Every combination of parts sent out as such has its specific number, which, although not stamped on the parts, must be used when ordering the combination.

Each number always indicates the SAME PART in whatever list it appears, or for whatever machine.

The letters after some of the numbers indicate the style of finish only, as follows:

A-Hardened, Polished, Nickel Plated and Buffed

B-Polished, Nickel Plated and Buffed

C-Hardened Only

D-Polished Only

E-Soft, Not Polished

F-Hardened and Polished

H-Blued

J-Nickel Plated Only

K-Hardened and Nickel Plated

L-Brass Plated

M-Oxidized

N-Japanned, Dull

P-Japanned, Bright

R-Merlized

T-Copper Plated

T.A-Hardened, Polished, Copper and Nickel Plated and Buffed

T.B-Copper and Nickel Plated and Polished

T.J-Copper and Nickel Plated Only

T.K-Hardened, Copper and Nickel Plated

T.M-Copper Plated and Oxidized

T.L-Copper and Brass Plated

U-Zinc Plated

V-Silver Plated

W-Polished and Nickel Plated

Y-Black Nickel Plated Only

Z-Chromium Plated

Z.B-Polished, Nickel Plated, Buffed and Chromium Plated

Z.J-Nickel and Chromium Plated

These letters MUST BE USED when they appear in the list; and AFTER the number as in the list.

In this series:

1 to 1500 and 50001 to 51500 are Screw Numbers

1501 to 1800 and 51501 to 51800 are Nut Numbers

1801 to 2000 and 51801 to 52000 are Roller Numbers

2001 to 50000 and 52001 to 190000 are Sewing Machine

Parts, 190001 and upward are numbers of Electrical


Parts.

The figures in the second column refer only to the plates, illustrating the parts, and are NOT TO BE USED in ordering.

Parts marked with an asterisk (*) are furnished only when repairs are made at factory.

LIST OF PARTS COMPLETE FOR

1



MACHINE NO. 95-40

FOR LIGHT AND MEDIUM WEIGHT FABRIC. MAXIMUM STITCH SEVEN TO THE INCH. DROP FEED. THE MACHINE IS FITTED WITH HEAVY GEAR SHAFTS. THE GEARS ARE LUBRICATED WITH OIL INSTEAD OF GREASE. SPEED UP TO 4000, ACCORDING TO THE MATERIAL BEING STITCHED.

No.	Plate	Name
*52153	-----	Arm with 15404 and two each 15405 and 56015
Note: Due to the accuracy required for gear alignment, Arm cannot be supplied separately and can only be sent out as a unit, Arm and Bed assembled.		
16532	21801	Arm Dowel Pin
52182	21801	" Oil Tube with 52184, for oiling 52205
52183	21801	Arm Oil Tube with 52184, for oiling 52024
52180	21801	Arm Oil Tube (long) with 52184, for oiling 52022
52185	21801	Arm Oil Tube (short) with 42367, for oiling 52022
52186	21801	Arm Oil Tube with 52184, for oiling 127156, for 127193
127187	21801	Arm Oil Tube with 42367, for oiling 127152, for 127193
52148	21801	Arm Oil Tube for 52149
52149	-----	" " " 52148 with 52150, for oiling 127073 and 127074
56015	21801	Arm Oil Tube for oiling 127058

No.	Plate	Name
52184	-----	Arm Oil Tube Packing (wick) for 52180, 52182, 52183 and 52186
52150	21801	Arm Oil Tube Packing (braided cotton) for 52149
42367	21801	Arm Oil Tube Packing (braided cotton) for 52185 and 127187
116E	5875	Arm Screw (back)
868E	5875	" " (front)
52141	21810	" Shaft (horizontal)
52212	-----	" " " 52141 with 52196 and 52225
52158	-----	Arm Shaft (horizontal) 52212 with 52137 and 127152
52191	21802	Arm Shaft (horizontal) Flanged Bushing (back)
52192	-----	Arm Shaft (horizontal) Flanged Bushing (back) 52191 with 52193 and 52194
52193	21805	Arm Shaft (horizontal) Flanged Bushing (back) Oil Pad, inside (braided cotton)
52194	21805	Arm Shaft (horizontal) Flanged Bushing (back) Oil Pad, outside (felt)
448C	5875	Arm Shaft (horizontal) Flanged Bushing (back) Set Screw
52195	21802	Arm Shaft (horizontal) Flanged Bushing (front)
52196	-----	Arm Shaft (horizontal) Flanged Bushing (front) 52195 with 52193 and 52198
52193	21805	Arm Shaft (horizontal) Flanged Bushing (front) Oil Pad, inside (braided cotton)
52198	21805	Arm Shaft (horizontal) Flanged Bushing (front) Oil Pad, outside (felt)
435C	5899	Arm Shaft (horizontal) Flanged Bushing (front) Set Screw
68350	21801	Arm Shaft (horizontal) Front Bearing Oil Cup
127072	21805	Arm Shaft (horizontal) Bevel Gear with two 1036C
127070	21811	Arm Shaft (horizontal) Bevel Gear Case (two pieces) with 121E
121E	5899	Arm Shaft (horizontal) Bevel Gear Case Screw

No.	Plate	Name
1036C	21809	Arm Shaft (horizontal) Bevel Gear Set Screw
144D	5875	Arm Shaft (horizontal) Screw
127058	21803	" " (upright)
52492	21804	" " " Bushing (lower)
432C	21809	Arm Shaft (upright) Bushing (lower) Set Screw
52493	21804	Arm Shaft (upright) Bushing (upper)
435C	5899	Arm Shaft (upright) Bushing (upper) Set Screw
127073	21805	Arm Shaft (upright) Bevel Gear (lower) with two 1259C
1259C	21809	Arm Shaft (upright) Bevel Gear (lower) Set Screw
127074	21805	Arm Shaft (upright) Bevel Gear (upper) with two 1259C
1259C	21809	Arm Shaft (upright) Bevel Gear (upper) Set Screw
127146	21806	Arm Side Cap
219J	5875	" " " Screw
127079	21811	" " " Cover
50053W	5899	" " " Thumb Screw
12403	21803	" Spool Pin and Thread Eyelet
8879	5936	" " " Washer (cloth)
127192	21810	" Top Cover
127193	21810	" " " 127192 with 12403, 52186 and 127187
158J	5899	Arm Top Cover Screw
52187	21811	Balance Wheel (power, disc) 2 3/16 in. pulley, with two 448C
52063	21811	Balance Wheel Oil Cover
210J	5875	" " " " Screw
448C	5875	" " " Set Screw
*52154	-----	Bed
Note: Due to the accuracy required for gear alignment Bed cannot be supplied separately and can only be sent out as a unit, Arm and Bed assembled.		
12431	-----	Bed Slide
4307	21803	" " " Spring
725J	5875	" " " Screw
12432	21806	Bed Slide complete, Nos. 4307, 12431 and two 725J
52051	-----	Face Plate

Parts For Machine No. 95-40

No.	Plate	Name
12432	21806	Bed Slide complete, Nos.4307, 12431 and two 725J
52051	-----	Face Plate
176J	21809	" " Screw
52053	21807	" " Thread Guard (lower)
226J	21809	" " " " " " Screw
52170	21807	Face Plate Thread Guard (upper)
226J	21809	" " " " " " Screw
52052	21811	Face Plate complete, Nos.52051, 52053,52170 and two 226J
50190J	5899	Face Plate Thumb Screw
52452	21805	Feed Bar
313C	5875	" " Screw Center
56813	-----	" " " " 313C with 1519J
1519J	21809	Feed Bar Screw Center Nut
52165	21802	" Connecting Link
375C	5910	" " " Hinge Screw
1518J	5910	Feed Connecting Link Hinge Screw Nut
52073	5910	Feed Connecting Link Hinge Stud
50083C	5910	" " " " " " Set Screw
52031	5856	Feed Dog, 19 teeth (22 teeth to the inch) for 52032 and 52033
50117E	5875	Feed Dog Screw
52137	21802	" and Feed Lifting Eccentric with 448C and 1299C
1299C	21809	Feed and Feed Lifting Eccentric Position Screw
448C	5875	Feed and Feed Lifting Eccentric Set Screw
127152	21802	Feed and Feed Lifting Eccentric Sleeve
24037	5908	Feed Forked Connection
52085	-----	" " " 24037 with 375C,1518E and 52165
375C	5910	Feed Forked Connection Hinge Screw
1518E	5910	Feed Forked Connection Hinge Screw Nut
52065	5908	Feed Lifting Rock Shaft
52066	-----	Feed Lifting Rock Shaft complete,Nos.12376 and 52065

Parts For Machine No. 95-40

No.	Plate	Name
127156	21810	Feed Lifting Rock Shaft Connecting Rod with two 966E
966E	5899	Feed Lifting Rock Shaft Connecting Rod Cap Screw
375C	5910	Feed Lifting Rock Shaft Connecting Rod Hinge Screw
1518J	5910	Feed Lifting Rock Shaft Connecting Rod Hinge Screw Nut
12376	5910	Feed Lifting Rock Shaft Crank with 157J and 1813
157J	5910	Feed Lifting Rock Shaft Crank Clamping Screw
1813	5910	Feed Lifting Rock Shaft Crank Roller and Stud
50191C	5899	Feed Lifting Rock Shaft Screw Center
52097	-----	Feed Lifting Rock Shaft Screw Center 50191C with 1513J
1513J	5885	Feed Lifting Rock Shaft Screw Center Nut
52074	5910	Feed Regulator with 50083C
52118	-----	" " 52074 with 52073
1128E	5910	" " Hinge Screw
818D	5910	" " Thumb Screw
52068	5908	" Rock Shaft
52069	-----	Feed Rock Shaft complete, Nos. 29633 and 52068
29633	5910	Feed Rock Shaft Crank with 157J
157J	5910	" " " " Clamping Screw
50191C	5899	Feed Rock Shaft Screw Center
52097	-----	" " " " " " 50191C with 1513J
1513J	5885	Feed Rock Shaft Screw Center Nut
25878	21822	Guide
50190W	5899	" Thumb Screw
52155	21803	Needle Bar (hollow) with 857H
52199	21803	" " Bushing (lower)
1133E	21809	" " " " Set Screw
52014	21803	Needle Bar Bushing (upper)
1133E	21809	" " " " Set Screw
52205	21804	Needle Bar Connecting Link with 52207
52206	-----	Needle Bar Connecting Link 52205 with 24041

Parts For Machine No. 95-40

No.	Plate	Name
775E	21809	Needle Bar Connecting Link Cap Screw
52207	21807	Needle Bar Connecting Link Lubricating Pad (wood)
24041	21804	Needle Bar Connecting Stud with 207E
207E	2834	Needle Bar Connecting Stud Clamping Screw
52225	21802	Needle Bar Crank with 1036C, 1037C and 1065C
1065C	5875	Needle Bar Crank Position Screw
857H	21809	" Set Screw
*52201	-----	Oil Absorbent Wick
52202	21807	" " " 52201 with 52203, for lower cavity in head of arm
*52203	-----	Oil Absorbent Wick Wire
127133	21805	" Tube with 52045
127091	21805	" " Bracket
52167	21805	" " " 127091 with 127133, for oiling Feed Connecting Link
52045	-----	Oil Tube Packing (wick)
12391	21810	Presser Bar (hollow)
52338	5936	" " Guide Bracket with 223C and 453C
453C	5936	Presser Bar Guide Bracket Set Screw
52016	5936	Presser Bar Lifter
689C	5936	" " " Hinge Screw
1520J	5885	" " " " " " Nut
12327	5936	Presser Bar Lifting and Releasing Lever Bracket
127108	21807	Presser Bar Spring
11170	5936	" " " Washer
62527	21809	" Foot Hinge Pin
24544	-----	" " Plate
24982	-----	" " Shank
26231	-----	" " Spring
24983	5867	Presser Foot (spring hinged) complete, Nos. 24544, 24982, 26231 and 62527
176J	21809	Presser Foot Screw
688J	5875	Pressure Regulating Thumb Screw
127095	-----	Rotating Hook with three 1253C
127096	-----	" " " 127095 with 127102 and four 1053D

Parts For Machine No. 95-40


No.	Plate	Name
*127119	-----	Rotating Hook 127096 with 40274, 127100 and three 1367D
127097	21808	Rotating Hook 127096 with 40274 and three 1367D (for Agents only)
127098	-----	Rotating Hook 127119 with 52473
40264	21808	" " Bobbin
52472	-----	" " " Case
52481	-----	" " " " 52472 with 591F, 1380E and 40394
40392	21808	Rotating Hook Bobbin Case Latch
125320	21808	" " " " " " Lever
2974	21808	Rotating Hook Bobbin Case Latch Lever Fulcrum Pin
2975	21808	Rotating Hook Bobbin Case Latch Spring
592E	21808	Rotating Hook Bobbin Case Latch Stop Screw
40393	-----	Rotating Hook Bobbin Case Hinge, Nos. 2974, 40392 and 125320
591F	21808	Rotating Hook Bobbin Case Tension Regulating Screw
40394	21808	Rotating Hook Bobbin Case Tension Spring
1380E	21808	Rotating Hook Bobbin Case Tension Spring Screw
52473	21808	Rotating Hook Bobbin Case complete, Nos. 592E, 2975, 40393 and 52481
127099	-----	Rotating Hook Bobbin Case 52473 with 127100
127100	21808	Rotating Hook Bobbin Case Holder with 52475 and two 52476
52018	21808	Rotating Hook Bobbin Case Holder Position Bracket
704J	21809	Rotating Hook Bobbin Case Holder Position Bracket Screw
*52475	-----	Rotating Hook Bobbin Case Locating Plate
*52476	-----	Rotating Hook Bobbin Case Locating Plate Rivet
40274	21808	Rotating Hook Section
1367D	21808	" " " Screw
1253C	21809	" " " Set Screw
52156	21810	" " " Shaft
127004	21804	Rotating Hook Shaft Bushing (back)

Parts For Machine No. 95-40

No.	Plate	Name
127043	-----	Rotating Hook Shaft Bushing (back) 127004 with 52045
52045	-----	Rotating Hook Shaft Bushing (back) Packing (wick)
1143C	21809	Rotating Hook Shaft Bushing (back) Set Screw
127005	21804	Rotating Hook Shaft Bushing (front)
127044	-----	Rotating Hook Shaft Bushing (front) 127005 with 52045
54897	21809	Rotating Hook Shaft Bushing (front) Oil Cup
52045	-----	Rotating Hook Shaft Bushing (front) Packing (wick)
1148C	21809	Rotating Hook Shaft Bushing (front) Set Screw
127073	21805	Rotating Hook Shaft Bevel Gear with two 1259C
127007	21811	Rotating Hook Shaft Bevel Gear Case (two pieces) with 121E and 50234D
50234D	5899	Rotating Hook Shaft Bevel Gear Case Plug Screw
121E	5899	Rotating Hook Shaft Bevel Gear Case Screw
1259C	21809	Rotating Hook Shaft Bevel Gear Set Screw
127102	21808	Rotating Hook Thread Guard
1053D	21809	" " " " Screw
52337	5936	Slack Thread Regulator
223C	5913	" " " " Set Screw
2102	3471	Tension Disc
1560C	21809	" Regulating Thumb Nut
32572	5913	" Releasing Disc
43944	5936	" " Lever
12398	5936	" " " Hinge Pin
12329	5936	Tension Releasing Lever Spring
32574	5913	" " Pin
13710	5913	" Spring
50304C	5899	" Stud
52098	-----	" " 50304C with 1560C
50305C	5899	" " Set Screw
52092	-----	Tension complete, Nos. 13710, 32572, 32574, 52082, 52083, 52098 and two 2102
52171	21807	Thread Eyelet for 52199

Parts For Machine No. 95-40

No.	Plate	Name
52027	21807	Thread Guard (side of arm)
52454	21804	" Retainer
624C	21809	" " Set Screw
52215	-----	Thread Take-up complete, Nos. 11204, 52025 and 52217
52216	21804	Thread Take-up Crank
52217	-----	" " " 52216 with 775E and 52206
1037C	21809	Thread Take-up Crank Position Screw
1036C	21809	Thread Take-up Crank Set Screw
52022	21807	" " Lever with 52130
52023	21809	" " " Hinge Pin
52024	21804	" " " Link
11204	21804	" " " " Hinge Pin
435C	5899	Thread Take-up Lever Link Hinge Pin Set Screw
52130	21807	Thread Take-up Lever Thread Eye- let Bushing
52025	-----	Thread Take-up Lever complete, Nos. 52022 to 52024
52082	5899	Thread Take-up Spring
52083	5899	" " " Regulator with 50305C
448C	5875	Thread Take-up Spring Regulator Set Screw
52032	-----	Throat Plate, large needle hole, for 52031
52033	5856	Throat Plate, small needle hole, for 52031
Note:		Throat Plate No. 52033 is sent with this machine unless other- wise stated on order.
691F	5875	Throat Plate Screw
*15404	-----	Trade Mark
15405	-----	" " Rivet
24079	5877	Drip Pan



MACHINE NO. 95-41

FOR COLLAR AND CUFF WORK. DROP FEED. THE MACHINE IS FITTED WITH HEAVY GEAR SHAFTS. THE GEARS ARE LUBRICATED WITH OIL INSTEAD OF GREASE. SPEED UP TO 4000, ACCORDING TO THE MATERIAL BEING STITCHED.

This machine is the same as the 95-40 Machine with the following exceptions:

No.	Plate	Name
20163	5857	Feed Dog, 16 teeth (16 teeth to the inch) for 20123 in place of 52031
20164	5847	Feed Dog, 16 teeth (16 teeth to the inch) for 20123 and 52190
21350	21812	Feed Regulator Thumb Screw Stop
25873	6138	Guide (combination)
12435	5865	Presser Foot with 228J in place of 24983

Note: No. 12435 is sent with this machine unless another Presser Foot is specified on order.

12462	5866	Presser Foot for 3/16 in. to 1/4 in. gauges
-------	------	---


Note: When ordering No. 12462, give width of turned edge from seam.

12463	5866	Presser Foot with Strip Guide
12335	5865	" " (narrow)
26276	21812	" " Hinge Pin
20133	-----	" " Plate
19223	-----	" " Shank

Parts For Machine No. 95-41 11

No.	Plate	Name
20134	5866	Presser Foot (hinged) complete, for 3/16 in. to 1/4 in. gauges, Nos.19223,20133 and 26276
Note: When ordering No.20134, give width of turned edge from seam.		
62527	21809	Presser Foot Hinge Pin
20155	-----	" " Plate
20156	-----	" " Shank
20157	5865	Presser Foot (hinged) complete, Nos.228J,20155,20156 and 62527
20343	5865	Presser Foot with guide on bottom to the right of needle hole
26276	21812	Presser Foot Hinge Pin
20360	-----	" " Plate
19335	-----	" " Shank
20361	5866	Presser Foot (hinged) plain bottom complete, Nos.19335, 20360 and 26276
36574	21812	Presser Foot
36575	21812	" " 36574 with 36576 and two 50202J
52188	21812	Presser Foot (solid) for cuff work
52189	21812	Presser Foot (solid) for collar work
36576	21812	Presser Foot Finger Guard
50202J	21812	" " " " Screw
20123	5857	Throat Plate for 20163 and 20164, in place of 52032 or 52033
52190	21812	Throat Plate for 20163 and 20164

LIST OF PARTS COMPLETE
FOR



MACHINE NO. 95-42

FOR LIGHT AND MEDIUM WEIGHT FABRIC. HAS VERTICAL TRIMMER THAT TRIMS FROM 1/16 TO 1/4 INCH FROM THE LINE OF STITCHING. MAXIMUM STITCH SEVEN TO THE INCH. DROP FEED. THE MACHINE IS FITTED WITH 1/8 INCH CUTTING BAR UNLESS OTHERWISE ORDERED, AND AN EXTRA 3/16 INCH CUTTING BAR AND PRESSER FOOT ARE ALSO FURNISHED. WHEN A DIFFERENT WIDTH IS ORDERED, THE EXTRA CUTTING BAR WILL BE ONE SIZE LARGER, EXCEPT WHEN 1/4 INCH IS REQUIRED, THE MACHINE IS FITTED WITH HEAVY GEAR SHAFTS. THE GEARS ARE LUBRICATED WITH OIL INSTEAD OF GREASE. SPEED UP TO 3500, ACCORDING TO THE MATERIAL BEING STITCHED.

No.	Plate	Name
*52164	-----	Arm with 15404 and two each 15405 and 56015
Note: Due to the accuracy required for gear alignment, Arm cannot be supplied separately and can only be sent out as a unit, Arm and Bed assembled.		
16532	21801	Arm Dowel Pin
52182	21801	" Oil Tube with 52184, for oiling 52205
52183	21801	Arm Oil Tube with 52184, for oiling 52024
52180	21801	Arm Oil Tube (long) with 52184, for oiling 52022
52185	21801	Arm Oil Tube (short) with 42367, for oiling 52022

Parts For Machine No. 95-42

No.	Plate	Name
52186	21801	Arm Oil Tube with 52184, for oiling 127156, for 127193
127187	21801	Arm Oil Tube with 42367, for oiling 127152, for 127193
52148	21801	Arm Oil Tube for 52149
52149	-----	" " " 52148 with 52150, for oiling 127073 and 127074
56015	21801	Arm Oil Tube for oiling 127058
52164	-----	" " " Packing (wick) for 52180, 52182, 52183 and 52186
52150	21801	Arm Oil Tube Packing (braided cotton) for 52149
42367	21801	Arm Oil Tube Packing (braided cotton) for 52185 and 127187
116E	5875	Arm Screw (back)
868E	5875	" " (front)
52101	5908	" Shaft (horizontal)
52119	-----	" " " 52101 with 24035, 52112, 52113 and 127152
52191	21802	Arm Shaft (horizontal) Flanged Bushing (back)
52192	-----	Arm Shaft (horizontal) Flanged Bushing (back) 52191 with 52193 and 52194
52193	21805	Arm Shaft (horizontal) Flanged Bushing (back) Oil Pad, inside (braided cotton)
52194	21805	Arm Shaft (horizontal) Flanged Bushing (back) Oil Pad, outside (felt)
448C	5875	Arm Shaft (horizontal) Flanged Bushing (back) Set Screw
52195	21802	Arm Shaft (horizontal) Flanged Bushing (front)
52196	-----	Arm Shaft (horizontal) Flanged Bushing (front) 52195 with 52193 and 52198
52193	21805	Arm Shaft (horizontal) Flanged Bushing (front) Oil Pad, inside (braided cotton)
52198	21805	Arm Shaft (horizontal) Flanged Bushing (front) Oil Pad, outside (felt)
435C	5899	Arm Shaft (horizontal) Flanged Bushing (front) Set Screw
68350	21801	Arm Shaft (horizontal) Front Bearing Oil Cup

No.	Plate	Name
127072	21805	Arm Shaft (horizontal) Bevel Gear with two 1036C
127070	21811	Arm Shaft (horizontal) Bevel Gear Case (two pieces) with 121E
121E	5899	Arm Shaft (horizontal) Bevel Gear Case Screw
1036C	21809	Arm Shaft (horizontal) Bevel Gear Set Screw
144D	5875	Arm Shaft (horizontal) Screw
127058	21803	" " (upright)
52492	21804	" " " Bushing (lower)
432C	21809	Arm Shaft (upright) Bushing (lower) Set Screw
52493	21804	Arm Shaft (upright) Bushing (upper)
435C	5899	Arm Shaft (upright) Bushing (upper) Set Screw
127073	21805	Arm Shaft (upright) Bevel Gear (lower) with two 1259C
1259C	21809	Arm Shaft (upright) Bevel Gear (lower) Set Screw
127074	21805	Arm Shaft (upright) Bevel Gear (upper) with two 1259C
1259C	21809	Arm Shaft (upright) Bevel Gear (upper) Set Screw
127079	21811	Arm Side Cover
50053W	5899	" " " Thumb Screw
12403	21803	" Spool Pin and Thread Eye-let
8879	5936	Arm Spool Pin Washer (cloth)
127192	21810	" Top Cover
127193	21810	" " " 127192 with 12403, 52186 and 127187
158J	5899	Arm Top Cover Screw
52187	21811	Balance Wheel (power, disc) 2 3/16 in. pulley, with two 448C
52063	21811	Balance Wheel Oil Cover
210J	5875	" " " " Screw
448C	5875	" " " Set Screw
*52154	-----	Bed

Note: Due to the accuracy required for gear alignment Bed cannot be supplied separately and can only be sent out as a unit, Arm and Bed assembled.

No.	Plate	Name
12431	-----	Bed Slide
4307	21803	" " Spring
725J	5875	" " " Screw
12432	21806	Bed Slide complete, Nos.4307, 12431 and two 725J
52102	-----	Face Plate
176J	21809	" " Screw
52053	21807	" " Thread Guard (lower)
226J	21809	" " " " Screw
52170	21807	Face Plate Thread Guard (upper)
226J	21809	" " " " " Screw
52103	21813	Face Plate complete, Nos.52053, 52102,52170 and two 226J
52452	21805	Feed Bar
313C	5875	" " Screw Center
56813	-----	" " " " 313C with 1519J
1519J	21809	Feed Bar Screw Center Nut
52165	21802	" Connecting Link
375C	5910	" " " Hinge Screw
1518J	5910	Feed Connecting Link Hinge Screw Nut
52073	5910	Feed Connecting Link Hinge Stud
50083C	5910	" " " " " " Set Screw
52128	5857	Feed Dog, 12 teeth (16 teeth to the inch) for 52128 and 52132
50117E	5875	Feed Dog Screw
24035	5908	" and Feed Lifting Eccentric with 448C
448C	5875	Feed and Feed Lifting Eccentric Set Screw
127152	21802	Feed and Feed Lifting Eccentric Sleeve
24037	5908	Feed Forked Connection
52085	-----	" " " " 24037 with 375C,1518E and 52165
375C	5910	Feed Forked Connection Hinge Screw
1518E	5910	Feed Forked Connection Hinge Screw Nut
52065	5908	Feed Lifting Rock Shaft
52066	-----	Feed Lifting Rock Shaft complete, Nos.12376 and 52065

Parts For Machine No. 95-42

No.	Plate	Name
127156	21810	Feed Lifting Rock Shaft Connecting Rod with two 966E
966E	5899	Feed Lifting Rock Shaft Connecting Rod Cap Screw
375C	5910	Feed Lifting Rock Shaft Connecting Rod Hinge Screw
1518J	5910	Feed Lifting Rock Shaft Connecting Rod Hinge Screw Nut
12376	5910	Feed Lifting Rock Shaft Crank with 157J and 1813
157J	5910	Feed Lifting Rock Shaft Crank Clamping Screw
1813	5910	Feed Lifting Rock Shaft Crank Roller and Stud
50191C	5899	Feed Lifting Rock Shaft Screw Center
52097	-----	Feed Lifting Rock Shaft Screw Center 50191C with 1513J
1513J	5885	Feed Lifting Rock Shaft Screw Center Nut
52074	5910	Feed Regulator with 50083C
52118	-----	" " 52074 with 52073
1128E	5910	" " Hinge Screw
818D	5910	" " Thumb Screw
52068	5908	" Rock Shaft
52069	-----	Feed Rock Shaft complete, Nos. 29633 and 52068
29633	5910	Feed Rock Shaft Crank with 157J
157J	5910	" " " " Clamping Screw
50191C	5899	Feed Rock Shaft Screw Center
52097	-----	" " " " " " " " 50191C with 1513J
1513J	5885	Feed Rock Shaft Screw Center Nut
5726	5913	Knife
Note: Two No. 5726 are sent with this machine.		
620C	5913	Knife Adjusting Screw
52104	5909	" Bar with 2301
24431	5909	" " Crank with 191C
1162C	5913	" " " Coupling Pin
1564D	5913	" " " " " "
		Head
2297	5913	Knife Bar Crank Coupling Pin Spring
2022	5913	Knife Bar Crank Pin
191C	21814	" " " Set Screw
24432	-----	Knife Bar Crank complete, Nos. 1162C, 1564D, 2297 and 24431

Parts For Machine No. 95-42

No.	Plate	Name
52105	5909	Knife Bar Driving Crank (forked)
16564	5909	" " " " Bracket
52108	-----	Knife Bar Driving Crank Bracket complete, Nos. 2022, 16564, 24432 and 52105
647C	21814	Knife Bar Driving Crank Bracket Screw
24122	5913	Knife Bar Lifting Spring
24123	5913	" " " " Case
*24124	5913	" " " " Guide
24906	-----	" " " " " "
		24124 with 2523 and 24125
*24125	5913	Knife Bar Lifting Spring Guide Bracket
621D	5913	Knife Bar Lifting Spring Guide Bracket Screw
2523	5913	Knife Bar Lifting Spring Guide Pin
2301	5913	Knife Bar Stop Pin
52107	-----	Knife Bar complete, Nos. 621D, 24109, 24906, 52104, 52108 and three 50117E
52108	5913	Knife Holder with 620C, 2291 and two 223D
24109	5913	Knife Holder Handle
50117E	5875	" " " Screw
50117E	5875	" " " Screw
223D	5913	" " " Screw
2291	5913	" " " Washer
52168	21814	Needle Bar (hollow) with 857H
52169	-----	" " " " 52168 with 127136
52200	21814	Needle Bar Bushing (lower)
1133E	21809	" " " " " Set Screw
52111	21814	Needle Bar Bushing (upper)
1133E	21809	" " " " " " " " Set Screw
52205	21804	Needle Bar Connecting Link with 52207
52206	-----	Needle Bar Connecting Link 52205 with 24041
775E	21809	Needle Bar Connecting Link Cap Screw
52207	21807	Needle Bar Connecting Link Lubricating Pad (wood)
24041	21804	Needle Bar Connecting Stud with 207E

Parts For Machine No. 95-42

No.	Plate	Name
207E	2834	Needle Bar Connecting Stud Clamping Screw
52112	5909	Needle Bar Crank (eccentric) with 1036C, 1037C and 1065C
52113	5913	Needle Bar Crank (eccentric) Sleeve
1065C	5875	Needle Bar Crank Position Screw
127136	21814	" " Thread Guide
857H	21809	" Set Screw
*52201	-----	Oil Absorbent Wick
52202	21807	" " " 52201 with 52203, for lower cavity in head of arm
*52203	-----	Oil Absorbent Wick Wire
127133	21805	" Tube with 52045
127091	21805	" " Bracket
52167	21805	" " " 127091 with 127133, for oiling Feed Connecting Link
52045	-----	Oil Tube Packing (wick)
12391	21810	Presser Bar (hollow)
52338	5936	" " Guide Bracket with 223C and 453C
453C	5936	Presser Bar Guide Bracket Set Screw
52016	5936	Presser Bar Lifter
689C	5936	" " " Hinge Screw
1520J	5885	" " " " "
		Nut
12327	5936	Presser Bar Lifting and Releasing Lever Bracket
11167	21814	Presser Bar Spring
11170	5936	" " " Washer
24722	21815	" Foot, for 1/16 in. to 11/64 in. gauges
19392	21815	Presser Foot, for 3/16 in. gauge and above
Note:		No. 24722, 1/8 in. gauge and No. 19392, 3/16 in. gauge are sent with this machine unless otherwise specified on order.
176J	21809	Presser Foot Screw
50373W	21815	Pressure Regulating Thumb Screw
127095	-----	Rotating Hook with three 1253C
127096	-----	" " " 127095 with 127102 and four 1053D
*127119	-----	Rotating Hook 127096 with 40274, 127100 and three 1367D

Parts For Machine No. 95-42

No.	Plate	Name
127097	21808	Rotating Hook 127096 with 40274 and three 1367D (for Agents only)
127098	-----	Rotating Hook 127119 with 52473
40264	21808	" " Bobbin
52472	-----	" " " Case
52481	-----	" " " " 52472 with 591F, 1380E and 40394
40392	21808	Rotating Hook Bobbin Case Latch
125320	21808	" " " " " Lever
2974	21808	Rotating Hook Bobbin Case Latch Lever Fulcrum Pin
2975	21808	Rotating Hook Bobbin Case Latch Spring
592E	21808	Rotating Hook Bobbin Case Latch Stop Screw
40393	-----	Rotating Hook Bobbin Case Hinge, Nos. 2974, 40392 and 125320
591F	21808	Rotating Hook Bobbin Case Tension Regulating Screw
40394	21808	Rotating Hook Bobbin Case Tension Spring
1380E	21808	Rotating Hook Bobbin Case Tension Spring Screw
52473	21808	Rotating Hook Bobbin Case complete, Nos. 592E, 2975, 40393 and 52481
127098	-----	Rotating Hook Bobbin Case 52473 with 127100
127100	21808	Rotating Hook Bobbin Case Holder with 52475 and two 52476
52018	21808	Rotating Hook Bobbin Case Holder Position Bracket
704J	21809	Rotating Hook Bobbin Case Holder Position Bracket Screw
*52475	-----	Rotating Hook Bobbin Case Locating Plate
*52476	-----	Rotating Hook Bobbin Case Locating Plate Rivet
40274	21808	Rotating Hook Section
1367D	21808	" " " Screw
1253C	21809	" " " Set Screw
52156	21810	" " " Shaft
127004	21804	" " " Bushing (back)
127043	-----	Rotating Hook Shaft Bushing (back) 127004 with 52045

No.	Plate	Name
52045	-----	Rotating Hook Shaft Bushing (back) Packing (wick)
1143C	21809	Rotating Hook Shaft Bushing (back) Set Screw
127005	21804	Rotating Hook Shaft Bushing (front)
127044	-----	Rotating Hook Shaft Bushing (front) 127005 with 52045
54897	21809	Rotating Hook Shaft Bushing (front) Oil Cup
52045	-----	Rotating Hook Shaft Bushing (front) Packing (wick)
1148C	21809	Rotating Hook Shaft Bushing (front) Set Screw
127073	21805	Rotating Hook Shaft Bevel Gear with two 1259C
127007	21811	Rotating Hook Shaft Bevel Gear Case (two pieces) with 121E and 50234D
50234D	5899	Rotating Hook Shaft Bevel Gear Case Plug Screw
121E	5899	Rotating Hook Shaft Bevel Gear Case Screw
1259C	21809	Rotating Hook Shaft Bevel Gear Set Screw
127102	21808	Rotating Hook Thread Guard
1053D	21809	" " " " Screw
52115	5910	Slack Thread Regulator
223C	5913	" " " Set Screw
2102	3471	Tension Disc
1560C	21809	" Regulating Thumb Nut
32572	5913	" Releasing Disc
43944	5936	" " Lever
12398	5936	" " Hinge
		Pin
12329	5936	Tension Releasing Lever Spring
32574	5913	" " Pin
13710	5913	" Spring
50304C	5899	" Stud
52098	-----	" " 50304C with 1560C
50305C	5899	" " Set Screw
52092	-----	Tension complete, Nos. 13710, 32572, 32574, 52082, 52083, 52098 and two 2102
52027	21807	Thread Guard (side of arm)
52454	21804	" Retainer
624C	21809	" " Set Screw
52215	-----	Thread Take-up complete, Nos. 11204, 52025 and 52217

No.	Plate	Name
52216	21804	Thread Take-up Crank
52217	-----	" " " 52216 with 775E and 52206
1037C	21809	Thread Take-up Crank Position Screw
1036C	21809	Thread Take-up Crank Set Screw
52022	21807	" " Lever with 52130
52023	21809	" " " Hinge Pin
52024	21804	" " " Link
11204	21804	" " " " Hinge Pin
435C	5899	Thread Take-up Lever Link Hinge Pin Set Screw
52130	21807	Thread Take-up Lever Thread Eye-let Bushing
52025	-----	Thread Take-up Lever complete, Nos. 52022 to 52024
52082	5899	Thread Take-up Spring
52083	5899	" " " Regulator with 50305C
448C	5875	Thread Take-up Spring Regulator Set Screw
52127	-----	Throat Plate Body
5730	21815	" " Cutting Bar (small needle hole)
52131	5857	Throat Plate Cutting Bar (large needle hole)
		Note: When ordering No. 5730 or 52131, state required distance of trimmed edge from seam.
		Note: No. 5730, 3/16 in. gauge, is sent with this machine unless another gauge is specified on order.
578D	21815	Throat Plate Cutting Bar Screw
5731	21815	" " Slide
578D	21815	" " " Adjusting Screw
52126	-----	Throat Plate complete, (small needle hole) for 52126, Nos. 5730, 5731, 52127 and three 578D

Parts For Machine No. 95-42

No.	Plate	Name
52132	5857	Throat Plate complete, (large needle hole) for 52128, Nos. 5731, 52127, 52131 and three 578D
Note: When ordering No. 52128 or 52132, state required distance of trimmed edge from seam.		
Note: No. 52128, 1/8 in. gauge, is sent with this machine unless another Throat Plate is specified on order.		
691F	5875	Throat Plate Screw
24079	5877	Drip Pan nails
*15404	-----	Trade Mark
15405	-----	" " Rivet

MACHINE BASE

No.	Plate	Name
24108	4761	Bed Frame Cushion (felt)
158E	5899	" " " Screw
24107	4761	" " Hinge Connection
9261	4761	" " " " Pin
970D	4761	" " Thumb Screw
24108	5876	Bed Frame complete, Nos. 970D, two each 9261, 24107, four each 158E, 24106 and six wood screws 1 1/4 in. No. 12

ACCESSORIES

No.	Plate	Name
12361	4761	Machine Hinge Connection
44139	4761	" " Plate
44140	-----	Machine Hinge complete, Nos. 12361, 44139 and merlized wood screw 1 1/4 in. No. 14
12405	4761	Machine Rest (felt)
41400	6120	" " Pin (wood)
120342	6120	Oiler (copper plated) with 120343
120343	6120	Oiler Spout, 3 1/4 in. long
26026	6120	Screw Driver (large)
26485	6120	" " (small)
8909	6120	Wrench for 1513 and 1518
8908	21820	" " 1519 and 1520

BINDER

FOR 95-40 MACHINE

No.	Plate	Name
35208	1971	Binder on Shank, to turn in both edges, for bias or straight binding, for skirts, wrappers, shirt waists, etc.
26603	21818	Feed Dog, 20 teeth (16 teeth to the inch) for 26605, 26606, 35208 and 35236
52055	21819	Presser Foot
26605	21818	Throat Plate, large needle hole, for 26603
26606	-----	Throat Plate, small needle hole, for 26603

24 BINDER (TRANSVERSE) ON SHANK

FOR FOLDED OR UNFOLDED BIAS BINDING (WITH TAPE REEL) FOR GENERAL WORK

FOR 95-40 MACHINE

No.	Plate	Name
121167	-----	Binder Folder on Shank
43525	21818	" Steady Pin
51097J	21816	" Thumb Screw
3146	6138	" " " Washer
121397	21818	Feed Dog, 18 teeth (16 teeth to the inch) for 121168 and 121398
121169	21819	Presser Foot
121412	21819	Tape Reel Arm with 8879, 11656 and 120537
11656	21819	Tape Reel Arm Steady Pin
51097J	21818	" " " Thumb Screw
120536	21822	" " Disc with 120538 and 120539
120537	21818	Tape Reel Disc Pin
120538	21822	" " " Stud (wood)
120539	-----	" " " Sleeve
8879	5936	" " Washer
121398	21818	Throat Plate with 43525 for 121168 and 121397
121168	-----	Binder (transverse) on Shank complete, for 3/4, 7/8 in. and 1 in. tape, Nos. 3146, 120536, 121167, 121169, 121397, 121398, 121412 and two 51097J

BOBBIN WINDERS

BOBBIN WINDER
(SWINGING AUTOMATIC, LEFT HAND)

No.	Plate	Name
41913	5902	Bracket with 457C
41583	5902	Frame with 457C
34105	5902	" Hinge Pin
457C	5899	" " " Set Screw
41914	5902	" Spring
41585	5902	Pulley with 171D
171D	5899	" Set Screw
41586	5902	Spindle
41587	5902	Stop Latch
42814	5902	" " Hinge Stud
457C	5899	" " " Set Screw

BOBBIN WINDER

25

No.	Plate	Name
7958	5913	Stop Latch Stop Pin
41588	5902	" " Tripping Arm with 185H
185H	5899	Stop Latch Tripping Arm Clamping Screw
150459	21822	Tension Bracket with 460C
150460	21822	Tension Bracket complete, Nos. 12403, 41593 to 41595, 52186, 127187, 150459 and two 2455
158J	5899	Tension Bracket Screw
12403	21803	" " Spool Pin and Thread Eyelet
8879	5936	Tension Bracket Spool Pin Washer (cloth)
2455	2834	Tension Disc
41593	5936	" Spring
41594	5936	" Stud
460C	21816	" " Set Screw
41595	5936	" Thread Guide
60845	-----	Bobbin Winder, Nos. 7958, 34105, 41583, 41585 to 41588, 41913, 41914 and 42814
41915	5902	Bobbin Winder 60845 with 880E and 25446
150461	-----	Bobbin Winder (swinging automatic, left hand) complete, Nos. 41915 and 150460
880E	5899	Bobbin Winder Screw
25446	-----	" " Washer

BOBBIN WINDER

(SWINGING AUTOMATIC, RIGHT HAND)

No.	Plate	Name
41339	2833	Base
41340	2833	Frame
1429D	2834	" Hinge Screw
41341	2833	" Spring
207D	2834	" " Screw
41342	2833	Pulley with 200F
200F	2834	" Set Screw
41343	2834	Spindle
27306	2834	Spool Pin
27307	2833	" Stand
27308	2833	Spool Stand complete, Nos. 418E, 1562J, 2106, 10141, 11241, 27306, 27307 and two each 2455 and wood screws 1 in. No. 10

BOBBIN WINDER

No.	Plate	Name
11241	2833	Spool Washer (cloth)
41344	2834	Stop Latch
41345	2834	" " Finger
152F	2834	" " " Screw
1430D	2834	" " Hinge Screw
1550H	2834	" " " Nut
41346	2834	" " Lever
1430D	2834	" " " Hinge Screw
2455	2834	Tension Disc
1562J	2834	" Regulating Thumb Nut
418E	2834	" Screw Stud
10141	2834	" Spring
2106	2834	" Thread Guide
60456	-----	Bobbin Winder, Nos. 152F, 207D, 1429D, 1550H, 41339 to 41346 and three 1430D
41347	2833	Bobbin Winder, Nos. 60456 and two each 9331 and wood screws 1 in. No. 10 R.H.B.
41348	-----	Bobbin Winder (swinging automatic, right hand) complete, Nos. 27308 and 41347
9331	2834	Bobbin Winder Washer

BOBBIN WINDER

(SWINGING AUTOMATIC, RIGHT HAND)

FOR POWER TABLE

No.	Plate	Name
225433	3469	Bobbin Winder and Tension Bracket Base
225453	3470	Frame with 202277 and 225438
225454	3471	" Hinge Pin
202277	3471	" Oil Packing (wick)
225438	3471	" " Well Cap
225455	3471	" Spring
225456	3471	" " Plunger
202473	3470	Pulley with 200380C
200380C	3471	" Set Screw
225381	3470	Spindle
225444	3471	Stop Latch
200056E	3471	" " Screw
225458	3471	" " Thumb Lever
225459	3471	" " " Hinge Stud
225459	3471	Stop Latch Thumb Lever Joint Stud

BOBBIN WINDER

No.	Plate	Name
202478	3471	Stop Latch Trip Lever
200299H	3471	" " " " Hinge Screw
225461	3471	Tension Bracket with 201499B
200082D	3471	" " " Screw
228026	-----	" " " Washer
2102	3471	" Disc
202407	3471	" Spring
201499B	3471	" Stud
201572B	3471	" " Thumb Nut
225462	-----	Tension Bracket complete, Nos. 201572B, 202407, 225461 and two 2102
225382	3469	Bobbin Winder complete, Nos. 200056E, 200082D, 200299H, 202473, 202478, 225381, 225433, 225444, 225453 to 225456, 225458, 225462, 228026, two each 225459 and wood screws 3/4 in. No. 12 R.H.B.

FOOT LIFTER PARTS

FOR 95-40 AND 95-41 MACHINES

No.	Plate	Name
5596	5878	Bell Crank
56848	-----	" " 5596 with 5599 and 5601
5599	5878	Bell Crank Bracket
178E	5875	" " " Screw
5601	4761	" " Hinge Pin
5735	4761	" " Spring
5598	5878	Bell Crank complete, Nos. 5735 and 56848
5670	-----	Chain, length 28 in. to 35 in., with 56864 and 56865
Note: When ordering No. 5670, state length required.		
4879	5878	Chain Connecting Link
56864	21819	" Hook (large)
56865	21819	" " (small)
16510	5878	Lifting Lever with 448C
52028	5878	" " Connecting Rod
12416	5936	" " " " Joint
76D	4761	Lifting Lever Connecting Rod Joint Hinge Screw

FOOT LIFTER PARTS

No.	Plate	Name
1521E	4761	Lifting Lever Connecting Rod Lock Nut
802D	5875	Lifting Lever Hinge Screw
12241	5936	" " Link
766D	5875	" " Hinge Screw
12240	5936	" " Pin
448C	5875	" " Set Screw
2763	5876	Rock Shaft
12242	5876	" " Hanger with two wood screws 1 in. No. 10
6337	5876	Rock Shaft Lifting Bracket with two 356C
12243	5876	Rock Shaft Lifting Bracket Hook
7125	5876	" " " " Hook
356C	5875	" " " " " " Set Screw
356C	5875	Rock Shaft Lifting Bracket Set Screw
2770	5876	Rock Shaft Stop Dog with 356C
356C	5875	" " " " Set Screw
4880	5876	Rock Shaft complete, Nos.2763, 2770,7125,12243 and two each 6337 and 12242
4881	5876	Treadle
4882	5878	" Shaft
4883	5878	" Spring
4884	5876	" Stand
4885	5876	Treadle complete, Nos.4879,4881 to 4894 and two wood screws 1 in. No. 16
52029	-----	Foot Lifter complete, Nos.76D, 766D,802D,1521E,4880,4885, 5598,5670,12240,12241,12416, 16510,52028 and two 178E

KNEE LIFTER PARTS

FOR 95-40 MACHINE

No.	Plate	Name
5596	5878	Bell Crank
56848	-----	" " 5596 with 5599 and 5601
5599	5878	Bell Crank Bracket
178E	5875	" " " " Screw
5601	4761	" " Hinge Pin
5735	4761	" " Spring
5598	5878	Bell Crank complete, Nos.5735 and 56848

KNEE LIFTER PARTS

No.	Plate	Name
16510	5878	Lifting Lever with 448C
52028	5878	" " Connecting Rod
12416	5936	" " " "
		Joint
76D	4761	Lifting Lever Connecting Rod Joint Hinge Screw
1521J	4761	Lifting Lever Connecting Rod Lock Nut
802D	5875	Lifting Lever Hinge Screw
12241	5936	" " Link
766D	5875	" " Hinge Screw
12240	5936	" " Pin
448C	5875	" " Set Screw
2759	5877	" Rod with 2761
2761	21816	" " Cap (washer)
2762	21820	" " Collar with 362C
362C	21816	" " Set Screw
2760	-----	Lifting Rod complete, Nos.2759 and 2762
2763	5876	Rock Shaft
12242	5876	" " Hanger with two wood screws 1 in. No. 10
2765	5877	Rock Shaft Knee Arm for 2768
6335	5877	" " " " 6336
2766	5877	" " " " Hub with 356C
356C	5875	Rock Shaft Knee Arm Hub Set Screw
2768	-----	Rock Shaft Knee Arm complete for 2777, Nos.2765 to 2767
6336	-----	Rock Shaft Knee Arm complete for 19168, Nos.2766,2767 and 6335
2767	5877	Rock Shaft Knee Plate with 356C
356C	5875	" " " " Set Screw
2769	5877	" " Lifting Arm with 356C
356C	5875	Rock Shaft Lifting Arm Set Screw
6337	5876	Rock Shaft Lifting Bracket with two 356C
2778	5877	Rock Shaft Lifting Bracket Hook
356C	5875	" " " " " " Set Screw
356C	5875	Rock Shaft Lifting Bracket Set Screw
2770	5876	Rock Shaft Stop Dog with 356C
356C	5875	" " " " Set Screw

KNEE LIFTER PARTS

No.	Plate	Name
2777	5877	Rock Shaft complete for 52030, Nos. 2763, 2768, 2770, 2778, 6337 and two 12242
19188	-----	Rock Shaft complete for 52038, Nos. 2760, 2763, 2769, 6336 and two each 2770 and 12242
52030	-----	Knee Lifter complete (power table) Nos. 76D, 766D, 802D, 1521E, 2777, 5598, 12240, 12241, 12416, 16510, 52028 and two 178E
52038	-----	Knee Lifter complete (bench stand) Nos. 76D, 766D, 802D, 1521E, 5598, 12240, 12241, 12416, 16510, 19188, 52028 and two 178E

KNEE LIFTER PARTS

FOR 95-41 MACHINE

No.	Plate	Name
5596	5878	Bell Crank
56848	-----	" " 5596 with 5599 and 5601
5599	5878	Bell Crank Bracket
178E	5875	" " " Screw
5601	4761	" " Hinge Pin
5735	4761	" " Spring
5598	5878	Bell Crank complete, Nos. 5735 and 56848
12237	21822	Lifting Lever with 448C
52028	5878	" " Connecting Rod
12416	5936	" " " " " "
		Joint
76D	4761	Lifting Lever Connecting Rod
		Joint Hinge Screw
1521E	4761	Lifting Lever Connecting Rod
		Lock Nut
802D	5875	Lifting Lever Hinge Screw
12241	5936	" " Link
766D	5875	" " " Hinge Screw
12240	5936	" " Pin
448C	5875	" " " Set Screw
2763	5878	Rock Shaft
7539	21823	" " Hanger with two wood screws 1 in. No. 10
2765	5877	Rock Shaft Knee Arm
2766	5877	" " " " Hub with 356C

KNEE LIFTER PARTS

No.	Plate	Name
356C	5875	Rock Shaft Knee Arm Hub Set Screw
2768	-----	Rock Shaft Knee Arm complete, Nos. 2765 to 2767
2767	5877	Rock Shaft Knee Plate with 356C
356C	5875	" " " " Set Screw
6337	5876	" " Lifting Bracket with two 356C
2778	5877	Rock Shaft Lifting Bracket Hook
356C	5875	" " " " " "
		Set Screw
356C	5875	Rock Shaft Lifting Bracket Set Screw
2770	5876	Rock Shaft Stop Dog with 356C
356C	5875	" " " " Set Screw
12250	21823	Rock Shaft complete, Nos. 2763, 2768, 2778, 6337 and two each 2770 and 7539
52320	-----	Knee Lifter complete (power table) Nos. 76D, 766D, 802D, 1521E, 5598, 12237, 12240, 12241, 12250, 12416, 52028 and two 178E

FOOT LIFTER PARTS

FOR 95-42 MACHINE

No.	Plate	Name
5596	5878	Bell Crank
56848	-----	" " 5596 with 5599 and 5601
5599	5878	Bell Crank Bracket
178E	5875	" " " Screw
5601	4761	" " Hinge Pin
5735	4761	" " Spring
5598	5878	Bell Crank Complete, Nos. 5735 and 56848
5870	-----	Chain, length 28 in. to 35 in., with 56864 and 56865
Note: When ordering No. 5870, give length required.		
4879	5878	Chain Connecting Link
56864	21819	" Hook (large)
56865	21819	" " (small)
18585	5909	Lifting Lever with 448C
52028	5878	" " Connecting Rod
12416	5936	" " " " " "
		Joint

FOOT LIFTER PARTS

No.	Plate	Name
76D	4761	Lifting Lever Connecting Rod Joint Hinge Screw
1521E	4761	Lifting Lever Connecting Rod Lock Nut
802D	5875	Lifting Lever Hinge Screw
12241	5936	" " Link
766D	5875	" " Hinge Screw
16586	21819	" " Pin
448C	5875	" " Set Screw
2763	5876	Rock Shaft
12242	5876	" " Hanger with two wood screws 1 in. No. 10
6337	5876	Rock Shaft Lifting Bracket with two 356C
12243	5876	Rock Shaft Lifting Bracket Hook
7125	5876	" " " " Hook
356C	5875	" " " " Set Screw
356C	5875	Rock Shaft Lifting Bracket Set Screw
2770	5876	Rock Shaft Stop Dog with 356C
356C	5875	" " " " Set Screw
4880	5876	Rock Shaft complete, Nos.2763, 2770,7125,12243 and two each 6337 and 12242
4881	5876	Treadle
4882	5878	" Shaft
4883	5878	" Spring
4884	5876	" Stand
4885	5876	Treadle complete, Nos.4879,4881 to 4884 and two wood screws 1 in. No. 16
52116	-----	Foot Lifter complete, Nos.76D, 766D,802D,1521E,4880,4885, 5598,5670,12241,12416,16585, 16586,52028 and two 178E

KNEE LIFTER PARTS

FOR 95-42 MACHINE

No.	Plate	Name
5598	5878	Bell Crank
56848	-----	" " 5598 with 5599 and 5601
5599	5878	Bell Crank Bracket
178E	5875	" " " Screw
5601	4761	" " Hinge Pin
5735	4761	" " Spring

KNEE LIFTER PARTS

No.	Plate	Name
5598	5878	Bell Crank complete, Nos.5735 and 56848
16585	5909	Lifting Lever with 448C
52028	5878	" " Connecting Rod
12416	5936	" " " "
76D	4761	Joint Lifting Lever Connecting Rod Joint Hinge Screw
1521E	4761	Lifting Lever Connecting Rod Lock Nut
802D	5875	Lifting Lever Hinge Screw
12241	5936	" " Link
766D	5875	" " Hinge Screw
16586	21819	" " Pin
448C	5875	" " Set Screw
2763	5876	Rock Shaft
12242	5876	" " Hanger with two wood screws 1 in. No. 10
2765	5877	Rock Shaft Knee Arm
2766	5877	" " " " Hub with 356C
356C	5875	Rock Shaft Knee Arm Hub Set Screw
2768	-----	Rock Shaft Knee Arm complete for 2777, Nos.2765 to 2767
2767	5877	Rock Shaft Knee Plate with 356C
356C	5875	" " " " Set Screw
6337	5876	" " Lifting Bracket with two 356C
2778	5877	Rock Shaft Lifting Bracket Hook
356C	5875	" " " " Set Screw
356C	5875	Rock Shaft Lifting Bracket Set Screw
2770	5876	Rock Shaft Stop Dog with 356C
356C	5875	" " " " Set Screw
2777	5877	Rock Shaft complete, Nos.2763, 2768,2770,2778,6337 and two 12242
52117	-----	Knee Lifter complete (power table) Nos.76D,766D,802D, 1521E,2777,5598,12241,12416, 16585,16586,52028 and two 178E

FINGER GUARDS

FOR 95-40 AND 95-41 MACHINES

No.	Plate	Name
121326	21816	Finger Guard
36819	21816	" " Friction Washer
36820	21816	" " Holder with 196J
196J	21816	" " " Screw
50316J	21816	" " Set Screw
121327	21816	Finger Guard complete, Nos. 36819, 36820, 50316J and 121326
121345	21816	Finger Guard
120858	21816	" " Holder with 50302J
50302J	21816	" " " Screw
236J	21816	" " Set Screw
121346		Finger Guard complete, Nos. 120858, 121345 and two 236J

FINGER GUARD

FOR 95-42 MACHINE

No.	Plate	Name
121356	21816	Finger Guard

KNIFE GRINDER

FOR 95-42 MACHINE

No.	Plate	Name
27565	1104	Emery Wheel, 2 in. diam.
1508J	1105	" " Clamping Nut
27822	1105	" " " Washer
27567	1105	" " Shaft
60934	-----	" " 27567 with 1508J, 27565, 27569 and 27822
27568	1105	Emery Wheel Shaft Oil Hole Cover (rubber)
27569	1105	Emery Wheel Shaft Pulley
310K	1105	" " " Screw Center
1516J	1105	" " " " Nut
27564	1104	Frame with 27574
899J	1105	Knife Clamping Screw
126392	-----	" Holder for 126393
27657	-----	" " Body for 27658
27679	-----	" " " 27681
27658	1105	Knife Holder complete for 5726, Nos. 899J, 27657 and 27660
27681	21820	Knife Holder complete, Nos. 899J, 11833, 27660 and 27679

KNIFE GRINDER

No.	Plate	Name
126393	21820	Knife Holder complete, Nos. 227J, 899J, 27660, 126392 and 126394
27323	1105	Knife Holder Guide Bar
27572	1104	" " " " Bracket with 27574
310K	1105	Knife Holder Guide Bar Bracket Screw Center
1516J	1105	Knife Holder Guide Bar Bracket Screw Center Nut
27573	1105	Knife Holder Guide Bar Bracket Spring
27574	1105	Knife Holder Guide Bar Bracket Spring Hook
27659	1105	Knife Holder Stop Collar with 237K
237K	1105	Knife Holder Stop Collar Set Screw
27660	5913	Knife Position Pin for 27658
27660	5913	" " " (lower) for 27681 and 126393
11833	21820	Knife Position Pin (upper) for 27681
261J	1105	Knife Regulating Thumb Screw
126394	21820	" Stop
227J	21820	" " Screw
27662	1104	Wrench for 1508 and 1516
*60583	5918	Knife Grinder, Nos. 261J, 27323, 27564, 27572, 27573, 27659, 60934, two 27568 and four each 310K and 1516J
27661	-----	Knife Grinder complete, Nos. 27662, 60583, either 27658, 27681 or 126393 and three wood screws 1 in. No. 10

HEMMERS

FOR 95-40 MACHINE

No.	Plate	Name
120938	5921	Hammer (foot) for 3/32 in. hem
120803	5919	" " " 1/8 in. hem
120804	5919	" " " 5/32 in. hem
120805	5919	" " " 3/16 in. hem
36122	-----	" " " 7/32 in. hem
120806	5920	" " " 1/4 in. hem
120807	5920	" " " 5/16 in. hem
6267	-----	" Folder for 36122

HEMMERS

No.	Plate	Name
120939	5919	Hemmer Folder for 120803 to 120807 and 120938
*25888	-----	Hemmer Tongue for 36122
*120838	5919	" " " 120804 and 120805
*120839	5920	Hemmer Tongue for 120806 and 120807
*120843	5919	Hemmer Tongue for 120803 and 120938
Note: When ordering Hemmer Folders or Hemmer Tongue, state width of hem and No. of hemmer for which it is required.		
35710	-----	Hemmer (foot) 3/32 in. hem, with guide on bottom to the right of needle hole
35682	21817	Hemmer (foot) 1/8 in. hem, with guide on bottom to the right of needle hole
36524	-----	Hemmer (foot) 5/32 in. hem, with guide on bottom to the right of needle hole
35997	-----	Hemmer (foot) 3/16 in. hem, with guide on bottom to the right of needle hole
36309	-----	Hemmer (foot) 7/32 in. hem, with guide on bottom to the right of needle hole
36072	-----	Hemmer (foot) 1/4 in. hem, with guide on bottom to the right of needle hole
120898	5921	Hemmer (foot) for 1/16 in. to 1/8 in. hem, for China silk, etc.
120911	5921	Hemmer (foot) for 5/32 in. to 1/4 in. hem, for China silk, etc.
36413	-----	Hemmer (foot) plain bottom, 1/16 in. hem
36414	-----	Hemmer (foot) plain bottom, 3/32 in. hem
36480	-----	Hemmer (foot) plain bottom, 5/32 in. hem
36416	-----	Hemmer (foot) plain bottom, 3/16 in. hem
120837	5920	Hemmer (foot) plain bottom, 1/8 in. hem. slotted for lace

HEMMERS ON SHANK

FOR 95-40 MACHINE

No.	Plate	Name
35928	-----	Hemmer
590J	5899	" Adjusting Screw
1443B	5899	" Screw
35927	-----	" Shank
35540	5882	Hemmer on Shank (adjustable) complete, with right hand lower guide for lace, Nos. 1443B, 35926, 35927 and two 590J
20163	5857	Feed Dog, for 1/6 in. stitch, 16 teeth (16 teeth to the inch) for 35540
62527	21809	Presser Foot Hinge Pin
40316	-----	" " Plate
40317	-----	X " Shank
40318	5882	Presser Foot (hinged) complete, for lace running, for 20163, Nos. 40316, 40317 and 62527
20123	5857	Throat Plate for 20163
35236	1971	Hemmer on Shank, for 7/16 in. hem and above, for bottom of shirt waists
26603	21818	Feed Dog, 20 teeth (16 teeth to the inch) for 35236
52055	21819	Presser Foot for 35236
26605	21818	Throat Plate, large needle hole, for 26603
26606	-----	Throat Plate, small needle hole, for 26603
PIPING ATTACHMENT		
FOR 95-40 MACHINE		
No.	Plate	Name
35245	21817	Piping Attachment complete, for piping house dresses, Nos. 1443J and 120977
44253	5856	Feed Dog, 16 teeth (16 teeth to the inch)
52056	21817	Presser Foot
44256	5856	Throat Plate, large needle hole, for 44253
44255	-----	Throat Plate, small needle hole, for 44253
120977	-----	Piping Attachment for 35245
1443J	5899	" " Screw

PRESSER FEET

No.	Plate	Name
36464	21817	Presser Foot Spring Guide
665J	21817	" " " " Screw
36465	21817	" " (right hand spring guide) with 665J and 36464, for 1/32 in. to 5/16 in. gauges

Note: When ordering No. 36464 or 36465, state required distance from edge of goods to seam.

36574	21812	Presser Foot
36575	21812	" " 36574 with 36576 and two 50202J
36576	21812	Presser Foot Finger Guard
50202J	21812	" " " " Screw
36714	-----	" " with 233D
36715	21817	" " Guide (right) with 36716
233D	21817	Presser Foot Guide Set Screw
36716	21817	" " " " Stud
36717	21817	Presser Foot complete with Adjustable Guide (right) Nos. 36714 and 36715
36773	21819	Presser Foot, for braiding
120828	21817	" " (single toe) for gathering, for fine work

PRESSER FOOT EXTENSIONS

FOR 95-41 MACHINE

No.	Plate	Name
26279	5089	Presser Foot Extension, 1/16 in.
26280	5089	" " " " 1/8 in.
26281	5089	" " " " 1/4 in.
26282	5089	" " " " 3/8 in.
26283	5089	" " " " 1/2 in.
228J	5875	" " " " Screw
		for 20157
25967	5089	Presser Foot Strip Gauge
228J	5875	" " " " Screw
		for 12435

SPOOL HOLDER (DISC)

FOR 95-41 MACHINE

No.	Plate	Name
26763	21822	Bracket with 219F and 287D
219F	5875	" " Screw

SPOOL HOLDER (DISC)

No.	Plate	Name
287D	5875	Bracket Thumb Screw
19066	21822	Spindle
19067	21822	Thread Guiding Disc
691F	5875	" " " " Screw
26764	21822	Spool Holder (disc) complete, Nos. 691F, 19066, 19067 and 26763

TUCKERS (LONG ARM)

FOR 95-40 AND 95-41 MACHINES

No.	Plate	Name
36387	5884	Space Guide
35510	5884	" " Base with 35512, 35514 and two 1426E
402D	5885	Space Guide Base Screw
35511	5885	" " Indicator
35512	5885	" " Pin
35513	5885	" " Stop (left)
35514	5885	" " " " " Guide
		Pin
1426E	5885	Space Guide Stop (left) Screw
		Stud
1657D	5885	Space Guide Stop (left) Thumb Nut
17718	5885	Space Guide Stop (left) Thumb Nut Washer
35515	5885	Space Guide Stop (right)
1426E	5885	" " " " " Screw
		Stud
1657D	5885	Space Guide Stop (right) Thumb Nut
17718	5885	Space Guide Stop (right) Thumb Nut Washer
287D	5875	Space Guide Thumb Screw
36388	-----	Space Guide complete, Nos. 287D, 35510, 35511, 35513, 35515, 36387 and two each 1657D and 17718
35517	5883	Tuck Guide Arm
1177D	5885	" " " " Screw
35518	5883	" " Base
50134E	5885	" " " " Screw Stud
36389	5883	" " Bracket
307C	5875	" " " " Screw Center
1513J	5885	" " " " " "
		Nut
36390	5885	Tuck Guide Bracket Spring
36391	5884	" " " " " Plate

TUCKERS (LONG ARM)

No.	Plate	Name
9D	5885	Tuck Guide Bracket Spring Screw
423C	5885	" " " Stop Screw
1520E	5885	" " " " "
		Nut
36392	5883	Tuck Guide Frame
36393	5885	" " " Spring
1510E	5885	" " " " Nut
35524	5885	" " " " Washer
803C	5885	" " " Stop Screw
1520E	5885	" " " " Nut
35511	5885	" " Indicator
35525	5883	" " Plate
1115F	5885	" " Screw
36394	-----	Tuck Guide complete, Nos. 9D, 423C, 803C, 1510E, 35511, 35517, 35518, 35524, 35525, 36389 to 36393, 50134E, two each 307C, 1115F, 1177D, 1513J, 1520E and three wood screws 1 1/4 in. No. 10
36395	-----	Tucker (long arm) complete, Nos. 35528, 36388, 36394 and two 402D
52031	5856	Feed Dog, for shirt work, 19 teeth (22 teeth to the inch)
35528	5886	Presser Foot (wide) for 36395
40322	5886	" " (narrow) for 36395
36654	5886	" " for tucking shirt bosoms, for 36670
52032	-----	Throat Plate, large needle hole, for 52031
52033	5856	Throat Plate, small needle hole, for 52031
36670	-----	Tucker (long arm) complete, for tango tucking, Nos. 36388, 36394, 36654 and two 402D

THREAD UNWINDER

FOR TWO SPOOLS OR TWO LARGE CONES OF THREAD

No.	Plate	Name
225257	20335	Spool Rest with 201018C
150203	20335	" " Cushion (felt)
225388	20335	" " Rod
200383C	21816	" " Set Screw
201018C	21816	" " Set Screw
202490	20335	" Stand with 200383C
225391	20335	Thread Guide

THREAD UNWINDER

No.	Plate	Name
201696J	21816	Thread Guide Lock Nut
225326	20335	" " Position Cup
225324	20335	" " Rod with 208E and 225322
208E	5899	Thread Guide Rod Screw
225322	21816	" " Washer
225258	20335	Thread Unwinder complete, Nos. 201696J, 202490, 225257, 225324, 225326, 225388, two each 150203, 225391 and three wood screws 7/8 in. No. 12
27739	7234	Thread Cone (wood) for large cones
225390	7234	Thread Cone Holder, for inverted cones

Note: Nos. 27739 and 225390 are used with, but not included in 225258.

OBSOLETE PARTS

No.	Plate	Name
127080	-----	Arm Top Cover for 52175
52175	-----	" " " 127080 with 12403, 52186 and 127187
24040	21821	Needle Bar Connecting Link with 794E
24894	-----	Needle Bar Connecting Link 24040 with 24041
794E	21821	Needle Bar Connecting Link Adjusting Screw
52015	21821	Needle Bar Crank with 1036C, 1037C and 1065C
52054	-----	Thread Take-up complete, Nos. 11204, 52025 and 52143
52208	-----	Thread Take-up complete, Nos. 11204, 52025 and 52209
52021	21821	Thread Take-up Crank
52143	-----	" " " 52021 with 775E and 24894
52209	-----	Thread Take-up Crank 52021 with 775E and 52206
150371	-----	Bobbin Winder Tension Bracket with 460C
150374	-----	Bobbin Winder Tension Bracket complete, Nos. 12403, 41593 to 41595, 52186, 127187, 150371 and two 2455
150375	-----	Bobbin Winder (swinging automatic, left hand) complete, Nos. 41915 and 150374

NUMERICAL LIST OF PARTS 43

No.	Plate	Name
9D	5885	Tucker (long arm) Tuck Guide Bracket Spring Screw for 36394
76D	4761	Lifting Lever Connecting Rod Joint Hinge Screw for 52029, 52030, 52038, 52116, 52117 and 52320
116E	5875	Arm Screw (back)
121E	5899	" Shaft (horizontal) Bevel Gear Case Screw for 127070
121E	5899	Rotating Hook Shaft Bevel Gear Case Screw for 127007
144D	5875	Arm Shaft (horizontal) Screw
152F	2834	Bobbin Winder Stop Latch Finger Screw for 60456
157J	5910	Feed Lifting Rock Shaft Crank Clamping Screw for 12376
157J	5910	Feed Rock Shaft Crank Clamping Screw for 29633
158J	5899	Arm Top Cover Screw
158E	5899	Bed Frame Cushion Screw for 24108
158J	5899	Bobbin Winder Tension Bracket Screw for 150480
171D	5899	Bobbin Winder Pulley Set Screw for 41585
176J	21809	Face Plate Screw
176J	21809	Presser Foot Screw
178E	5875	Bell Crank Bracket Screw for 52029, 52030, 52038, 52116, 52117 and 52320
185H	5899	Bobbin Winder Stop Latch Trip- ping Arm Clamping Screw for 41588
191C	21814	Knife Bar Crank Set Screw for 24431
196J	21816	Finger Guard Holder Screw for 36820
200F	2834	Bobbin Winder Pulley Set Screw for 41342
207D	2834	Bobbin Winder Frame Spring Screw for 60456
207E	2834	Needle Bar Connecting Stud Clamping Screw for 24041
208E	5899	Thread Unwinder Thread Guide Rod Screw for 225324
210J	5875	Balance Wheel Oil Cover Screw
219J	5875	Arm Side Cap Screw

NUMERICAL LIST OF PARTS

No.	Plate	Name
219F	5875	Spool Holder (disc) Bracket Screw for 28763
223D	5913	Knife Screw for 52108
223C	5913	Slack Thread Regulator Set Screw for 52338
226J	21809	Face Plate Thread Guard (lower) Screw for 52052 and 52103
226J	21809	Face Plate Thread Guard (upper) Screw for 52052 and 52103
227J	21820	Knife Grinder Knife Stop Screw for 128393
228J	5875	Presser Foot Extension Screw for 20157
228J	5875	Presser Foot Strip Gauge Screw for 12435
233D	21817	Presser Foot Guide Set Screw for 36714
236J	21816	Finger Guard Set Screw for 121346
237K	1105	Knife Grinder Knife Holder Stop Collar Set Screw for 27659
261J	1105	Knife Grinder Knife Regulating Thumb Screw for 60583
287D	5875	Spool Holder (disc) Bracket Thumb Screw for 28763
287D	5875	Tucker (long arm) Space Guide Thumb Screw for 36388
307C	5875	Tucker (long arm) Tuck Guide Bracket Screw Center for 36394
310K	1105	Knife Grinder Emery Wheel Shaft Screw Center for 60583
310K	1105	Knife Grinder Knife Holder Guide Bar Bracket Screw Center for 60583
313C	5875	Feed Bar Screw Center for 56813
356C	5875	Rock Shaft Knee Arm Hub Set Screw for 2766
356C	5875	Rock Shaft Knee Plate Set Screw for 2767
356C	5875	Rock Shaft Lifting Arm Set Screw for 2769
356C	5875	Rock Shaft Lifting Bracket Hook Set Screw for 6337
356C	5875	Rock Shaft Lifting Bracket Set Screw for 6337
356C	5875	Rock Shaft Stop Dog Set Screw for 2770

NUMERICAL LIST OF PARTS

No.	Plate	Name
362C	21816	Lifting Rod Collar Set Screw for 2762
375C	5910	Feed Connecting Link Hinge Screw
375C	5910	Feed Forked Connection Hinge Screw for 52085
375C	5910	Feed Lifting Rock Shaft Connect- ing Rod Hinge Screw
402D	5885	Tucker (long arm) Space Guide Base Screw for 36395 and 36670
418E	2834	Bobbin Winder Tension Screw Stud for 27308
423C	5885	Tucker (long arm) Tuck Guide Bracket Stop Screw for 36394
432C	21809	Arm Shaft (upright) Bushing (lower) Set Screw
435C	5899	Arm Shaft (horizontal) Flanged Bushing (front) Set Screw
435C	5899	Arm Shaft (upright) Bushing (up- per) Set Screw
435C	5899	Thread Take-up Lever Link Hinge Pin Set Screw
448C	5875	Arm Shaft (horizontal) Flanged Bushing (back) Set Screw
448C	5875	Balance Wheel Set Screw for 52187
448C	5875	Feed and Feed Lifting Eccentric Set Screw for 24035 and 52137
448C	5875	Lifting Lever Pin Set Screw for 12237, 16510 and 16585
448C	5875	Thread Take-up Spring Regulator Set Screw
453C	5936	Presser Bar Guide Bracket Set Screw for 52338
457C	5899	Bobbin Winder Frame Hinge Pin Set Screw for 41583
457C	5899	Bobbin Winder Stop Latch Hinge Stud Set Screw for 41913
480C	21816	Bobbin Winder Tension Stud Set Screw for 150371 and 150459
578D	21815	Throat Plate Cutting Bar Screw for 52128 and 52132
578D	21815	Throat Plate Slide Adjusting Screw for 52128 and 52132
590J	5899	Hemmer Adjusting Screw for 35540

NUMERICAL LIST OF PARTS

No.	Plate	Name
591F	21808	Rotating Hook Bobbin Case Tension Regulating Screw for 52481
592E	21808	Rotating Hook Bobbin Case Latch Stop Screw for 52473
620C	5913	Knife Adjusting Screw for 52108
621D	5913	" Bar Lifting Spring Guide Bracket Screw for 52107
624C	21809	Thread Retainer Set Screw
647C	21814	Knife Bar Driving Crank Bracket Screw for 95-42 Machine
665J	21817	Presser Foot Spring Guide Screw for 38485
688J	5875	Pressure Regulating Thumb Screw for 95-40 and 95-41 Machines
689C	5936	Presser Bar Lifter Hinge Screw
691F	5875	Spool Holder (disc) Thread Guiding Disc Screw for 26764
691F	5875	Throat Plate Screw
704J	21809	Rotating Hook Bobbin Case Holder Position Bracket Screw
725J	5875	Bed Slide Spring Screw for 12432
766D	5875	Lifting Lever Link Hinge Screw for 52029, 52030, 52038, 52116, 52117 and 52320
775E	21809	Needle Bar Connecting Link Cap Screw for 52143, 52209 and 52217
794E	21821	Needle Bar Connecting Link Adjusting Screw for 24040 obsolete
802D	5875	Lifting Lever Hinge Screw for 52029, 52030, 52038, 52116, 52117 and 52320
803C	5885	Tucker (long arm) Tuck Guide Frame Stop Screw for 36394
818D	5910	Feed Regulator Thumb Screw
857H	21809	Needle Set Screw for 52155 and 52168
868E	5875	Arm Screw (front)
880E	5899	Bobbin Winder Screw for 41915
899J	1105	Knife Grinder Knife Clamping Screw for 27658, 27681 and 126393
966E	5899	Feed Lifting Rock Shaft Connecting Rod Cap Screw for 127156
970D	4761	Bed Frame Thumb Screw for 24108

NUMERICAL LIST OF PARTS

No.	Plate	Name
1036C	21809	Arm Shaft (horizontal) Bevel Gear Set Screw for 127072
1036C	21809	Thread Take-up Crank Set Screw for 52015, 52112 and 52225
1037C	21809	Thread Take-up Crank Position Screw for 52015, 52112 and 52225
1053D	21809	Rotating Hook Thread Guard Screw for 127096
1065C	5875	Needle Bar Crank Position Screw for 52015, 52112 and 52225
1115F	5885	Tucker (long arm) Tuck Guide Screw for 36394
1128E	5910	Feed Regulator Hinge Screw
1133E	21809	Needle Bar Bushing (lower) Set Screw
1133E	21809	Needle Bar Bushing (upper) Set Screw
1143C	21809	Rotating Hook Shaft Bushing (back) Set Screw
1148C	21809	Rotating Hook Shaft Bushing (front) Set Screw
1162C	5913	Knife Bar Crank Coupling Pin for 24432
1177D	5885	Tucker (long arm) Tuck Guide Arm Screw for 36394
1253C	21809	Rotating Hook Set Screw for 127095
1259C	21809	Arm Shaft (upright) Bevel Gear (lower) Set Screw for 127073
1259C	21809	Arm Shaft (upright) Bevel Gear (upper) Set Screw for 127074
1259C	21809	Rotating Hook Shaft Bevel Gear Set Screw for 127073
1299C	21809	Feed and Feed Lifting Eccentric Position Screw for 52137
1367D	21808	Rotating Hook Section Screw for 127097 and 127119
1380E	21808	Rotating Hook Bobbin Case Tension Spring Screw for 52481
1426E	5885	Tucker (long arm) Space Guide Stop (left) Screw Stud for 35510
1426E	5885	Tucker (long arm) Space Guide Stop (right) Screw Stud for 35510
1429D	2834	Bobbin Winder Frame Hinge Screw 60458

NUMERICAL LIST OF PARTS

No.	Plate	Name
1430D	2834	Bobbin Winder Stop Latch Hinge Screw for 60456
1430D	2834	Bobbin Winder Stop Latch Lever Hinge Screw for 60456
1443B	5899	Hexmer Screw for 35540
1443J	5899	Piping Attachment Screw for 35245
1508J	1105	Knife Grinder Emery Wheel Clamping Nut for 60934
1510E	5885	Tucker (long arm) Tuck Guide Frame Spring Nut for 36394
1513J	5885	Feed Lifting Rock Shaft Screw Center Nut for 52097
1513J	5885	Feed Rock Shaft Screw Center Nut for 52097
1513J	5885	Tucker (long arm) Tuck Guide Bracket Screw Center Nut for 36394
1516J	1105	Knife Grinder Emery Wheel Shaft Screw Center Nut for 60583
1516J	1105	Knife Grinder Knife Holder Guide Bar Bracket Screw Center Nut for 60583
1518J	5910	Feed Connecting Link Hinge Screw Nut
1518E	5910	Feed Forked Connection Hinge Screw Nut for 52085
1518J	5910	Feed Lifting Rock Shaft Connecting Rod Hinge Screw Nut
1519J	21809	Feed Bar Screw Center Nut for 56813
1520J	5885	Presser Bar Lifter Hinge Screw Nut
1520E	5885	Tucker (long arm) Tuck Guide Bracket Stop Screw Nut for 36394
1520E	5885	Tucker (long arm) Tuck Guide Frame Stop Screw Nut for 36394
1521E	4761	Lifting Lever Connecting Rod Lock Nut for 52029, 52030, 52038, 52116, 52117 and 52320
1550H	2834	Bobbin Winder Stop Latch Hinge Screw Nut for 60456
1560C	21809	Tension Regulating Thumb Nut for 52098
1562J	2834	Bobbin Winder Tension Regulating Thumb Nut for 27308

NUMERICAL LIST OF PARTS

No.	Plate	Name
1564D	5913	Knife Bar Crank Coupling Pin Head for 24432
1657D	5885	Tucker (long arm) Space Guide Stop (left) Thumb Nut for 36388
1657D	5885	Tucker (long arm) Space Guide Stop (right) Thumb Nut for 36388
1813	5910	Feed Lifting Rock Shaft Crank Roller and Stud for 12376
2022	5913	Knife Bar Crank Pin for 52106
2102	3471	Bobbin Winder Tension Disc for 225462
2102	3471	Tension Disc for 52092
2106	2834	Bobbin Winder Tension Thread Guide for 27308
2291	5913	Knife Screw Washer for 52108
2297	5913	" Bar Crank Coupling Pin Spring for 24432
2301	5913	Knife Bar Stop Pin for 52104
2455	2834	Bobbin Winder Tension Disc for 27308, 150374 and 150460
2523	5913	Knife Bar Lifting Spring Guide Pin for 24906
2759	5877	Lifting Rod with 2761 for 2760
2760	-----	Lifting Rod complete, Nos. 2759 and 2762, for 19188
2761	21816	Lifting Rod Cap (washer) for 2759
2762	21820	Lifting Rod Collar with 362C for 2760
2763	5876	Rock Shaft for 2777, 4880, 12250 and 19188
2765	5877	Rock Shaft Knee Arm for 2768
2766	5877	" " " " Hub with 356C, for 2768 and 6336
2767	5877	Rock Shaft Knee Plate with 356C, for 2768 and 6336
2768	-----	Rock Shaft Knee Arm complete, Nos. 2765 to 2767 for 2777 and 12250
2769	5877	Rock Shaft Lifting Arm with 356C, for 19188
2770	5876	Rock Shaft Stop Dog with 356C for 2777, 4880, 12250 and 19188
2777	5877	Rock Shaft complete, Nos. 2763, 2768, 2770, 2776, 6337 and two 12242, for 52030 and 52117
2778	5877	Rock Shaft Lifting Bracket Hook for 2777 and 12250

NUMERICAL LIST OF PARTS

No.	Plate	Name
2974	21808	Rotating Hook Bobbin Case Latch Lever Fulcrum Pin for 40393
2975	21808	Rotating Hook Bobbin Case Latch Spring for 52473
3146	6138	Binder Thumb Screw Washer for 121168
4307	21803	Bed Slide Spring for 12432
4879	5878	Chain Connecting Link for 4885
4880	5878	Rock Shaft complete, Nos. 2763, 2770, 7125, 12243 and two each 6337 and 12242 for 52029 and 52116
4881	5878	Treadle for 4885
4882	5878	" Shaft for 4885
4883	5878	" Spring for 4885
4884	5878	" Stand for 4885
4885	5878	Treadle complete, Nos. 4879, 4881 to 4884 and two wood screws 1 in. No. 16 for 52029 and 52116
5596	5878	Bell Crank for 56848
5598	5878	Bell Crank complete, Nos. 5735 and 56848 for 52029, 52030, 52038, 52116, 52117 and 52320
5599	5878	Bell Crank Bracket for 56848
5601	4761	" " Hinge Pin for 56848
5670	-----	Chain length 26 in. to 35 in. with 56864 and 56865 for 52029 and 52116
5726	5913	Knife for 95-42 Machine
5730	21815	Throat Plate Cutting Bar (small needle hole) for 52128
5731	21815	Throat Plate Slide for 52128 and 52132
5735	4761	Bell Crank Spring for 5598
6267	-----	Hemmer Folder for 36122
6335	5877	Rock Shaft Knee Arm for 6336
6336	-----	Rock Shaft Knee Arm complete, Nos. 2766, 2767 and 6335, for 19168
6337	5876	Rock Shaft Lifting Bracket with two 356C for 2777, 4880 and 12250
7125	5876	Rock Shaft Lifting Bracket Hook for 4880
7539	21823	Rock Shaft Hanger with two wood screws 1 in. No. 10 for 12250
7958	5913	Bobbin Winder Stop Latch Stop Pin for 60845

NUMERICAL LIST OF PARTS

No.	Plate	Name
8879	5936	Arm Spool Pin Washer (cloth)
8879	5936	Bobbin Winder Tension Bracket
		Spool Pin Washer (cloth) for 150461
8879	5936	Tape Reel Washer for 121412
8908	21820	Wrench for 1519 and 1520 (Accessories)
8909	6120	Wrench for 1513 and 1518 (Accessories)
9261	4761	Bed Frame Hinge Connection Pin for 24108
9331	2834	Bobbin Winder Washer for 41347
10141	2834	" " Tension Spring for 27308
11167	21814	Presser Bar Spring for 95-42 Machine
11170	5936	Presser Bar Spring Washer
11204	21804	Thread Take-up Lever Link Hinge Pin for 52054, 52208 and 52215
11241	2833	Bobbin Winder Spool Washer (cloth) for 27308
11656	21819	Tape Reel Arm Steady Pin for 121412
11833	21820	Knife Grinder Knife Position Pin (upper) for 27681
12237	21822	Lifting Lever with 448C for 52320
12240	5936	Lifting Lever Pin for 52029, 52030, 52038 and 52320
12241	5936	Lifting Lever Link for 52029, 52030, 52038, 52116, 52117 and 52320
12242	5876	Rock Shaft Hanger with two wood screws 1 in. No. 10, for 2777, 4880 and 19168
12243	5876	Rock Shaft Lifting Bracket Hook for 4880
12250	21823	Rock Shaft complete, Nos. 2763, 2768, 2778, 6337 and two each 2770 and 7539 for 52320
12327	5936	Presser Bar Lifting and Releasing Lever Bracket
12329	5936	Tension Releasing Lever Spring
12335	5865	Presser Foot (narrow) for 95-41 Machine
12361	4761	Machine Hinge Connection for 44140

NUMERICAL LIST OF PARTS

No.	Plate	Name
12376	5910	Feed Lifting Rock Shaft Crank with 157J and 1813 for 52066
12391	21810	Presser Bar (hollow)
12398	5936	Tension Releasing Lever Hinge Pin
12403	21803	Arm Spool Pin and Thread Eyelet for 52175 and 127193
12403	21803	Bobbin Winder Tension Bracket Spool Pin and Thread Eyelet for 150374 and 150460
12405	4761	Machine Rest (felt)
12418	5936	Lifting Lever Connecting Rod Joint for 52029, 52030, 52038, 52116, 52117 and 52320
12431	-----	Bed Slide for 12432
12432	21806	Bed Slide complete, Nos. 4307, 12431 and two 725J
12435	5865	Presser Foot with 228J for 95-41 Machine
12462	5866	Presser Foot for 3/16 in. to 1/4 in. gauges for 95-41 Machine
12463	5866	Presser Foot with Strip Guide
13710	5913	Tension Spring for 52092
*15404	-----	Trade Mark for 52153 and 52164
15405	-----	" " Rivet for 52153 and 52164
16510	5878	Lifting Lever with 448C for 52029, 52030 and 52038
16532	21801	Arm Dowel Pin
16564	5909	Knife Bar Driving Crank Bracket for 52106
16565	5909	Lifting Lever with 448C for 52116 and 52117
16566	21819	Lifting Lever Pin for 52116 and 52117
17718	5865	Tucker (long arm) Space Guide Stop (left) Thumb Nut Washer for 36388
17718	5865	Tucker (long arm) Space Guide Stop (right) Thumb Nut Washer for 36388
19066	21822	Spool Holder (disc) Spindle for 26764
19067	21822	Spool Holder (disc) Thread Guiding Disc for 26764
19168	-----	Rock Shaft complete, Nos. 2760, 2763, 2769, 6336 and two each 2770 and 12242 for 52038

NUMERICAL LIST OF PARTS

No.	Plate	Name
19223	-----	Presser Foot Shank for 20134
19335	-----	" " " " 20361
19392	21815	" " " " for 3/16 in. gauge and above
20123	5857	Throat Plate for 20163 and 20164 for 95-40 and 95-41 Machines
20133	-----	Presser Foot Plate for 20134
20134	5866	Presser Foot (hinged) complete, for 3/16 in. to 1/4 in. gauges, Nos. 19223, 20133 and 26276
20155	-----	Presser Foot Plate for 20157
20156	-----	" " Shank for 20157
20157	5865	Presser Foot (hinged) complete, Nos. 228J, 20155, 20156 and 62527, for 95-41 Machine
20163	5857	Feed Dog, 16 teeth (16 teeth to the inch) for 20123 and 35540, for 95-40 and 95-41 Machines
20164	5857	Feed Dog, 16 teeth (16 teeth to the inch) for 20123, for 95-41 Machine
20343	5865	Presser Foot with guide on bottom to the right of needle hole for 95-41 Machine
20360	-----	Presser Foot Plate for 20361
20361	5866	Presser Foot (hinged) plain bottom complete, Nos. 19335, 20360 and 26276 for 95-41 Machine
21350	21812	Feed Regulator Thumb Screw Stop for 95-41 Machine
24035	5908	Feed and Feed Lifting Eccentric with 448C for 52119
24037	5908	Feed Forked Connection for 52065
24040	21821	Needle Bar Connecting Link with 794E for 24894, obsolete
24041	21804	Needle Bar Connecting Stud with 207E for 24894 and 52206
24079	5877	Drip Pan nails
24106	4761	Bed Frame Cushion (felt) for 24108
24107	4761	Bed Frame Hinge Connection for 24108

NUMERICAL LIST OF PARTS

No.	Plate	Name
24108	5876	Bed Frame complete, Nos. 970D, two each 9281, 24107, four each 158E, 24106 and six wood screws 1 1/4 in. No. 12
24109	5913	Knife Holder Handle for 52107
24122	5913	" Bar Lifting Spring for 95-42 Machine
24123	5913	Knife Bar Lifting Spring Case
*24124	5913	" " " " Guide for 24906
*24125	5913	Knife Bar Lifting Spring Guide Bracket for 24906
24431	5909	Knife Bar Crank with 191C for 24432
24432	-----	Knife Bar Crank complete, Nos. 1162C, 1564D, 2297 and 24431 for 52106
24544	-----	Presser Foot Plate for 24983
24722	21815	" " for 1/16 in. to 11/64 in. gauges
24894	-----	Needle Bar Connecting Link 24040 with 24041 for 52143, obsolete
24906	-----	Knife Bar Lifting Spring Guide 24124 with 2523 and 24125 for 52107
24982	-----	Presser Foot Shank for 24983
24983	5867	Presser Foot (spring hinged) complete, Nos. 24544, 24982, 26231 and 62527 for 95-40 Machine
25446	-----	Bobbin Winder Screw Washer for 41915
25873	6138	Guide (combination) for 95-41 Machine
25878	21822	Guide for 95-40 and 95-41 Machines
*25888	-----	Hemmer Tongue for 36122
25967	5089	Presser Foot Strip Gauge for 95-41 Machine
26026	6120	Screw Driver (large) Accessories
26231	-----	Presser Foot Spring for 24983
26276	21812	" " Hinge Pin for 20134 and 20361
26279	5089	Presser Foot Extension 1/16 in. for 95-41 Machine
26280	5089	Presser Foot Extension 1/8 in. for 95-41 Machine

NUMERICAL LIST OF PARTS

No.	Plate	Name
26281	5089	Presser Foot Extension 1/4 in. for 95-41 Machine
26282	5089	Presser Foot Extension 3/8 in. for 95-41 Machine
26283	5089	Presser Foot Extension 1/2 in. for 95-41 Machine
26485	6120	Screw Driver (small) Accessories
26603	21818	Feed Dog, 20 teeth (16 teeth to the inch) for 26605, 26606, 35208 and 35236
26605	21818	Throat Plate (large needle hole) for 26603
26606	-----	Throat Plate (small needle hole) for 26603
26763	21822	Spool Holder (disc) Bracket with 219F and 287D for 26764
26764	21822	Spool Holder (disc) complete, Nos. 691F, 19066, 19067 and 26763 for 95-41 Machine
27306	2834	Bobbin Winder Spool Pin for 27308
27307	2833	Bobbin Winder Spool Stand for 27308
27308	2833	Bobbin Winder Spool Stand complete, Nos. 418E, 1582J, 2106, 10141, 11241, 27306, 27307 and two each 2455 and wood screws 1 in. No. 10 for 41348
27323	1105	Knife Grinder Knife Holder Guide Bar for 60583
27564	1104	Knife Grinder Frame with 27574 for 60583
27565	1104	Knife Grinder Emery Wheel 2 in. diam. 60934
27567	1105	Knife Grinder Emery Wheel Shaft for 60934
27568	1105	Knife Grinder Emery Wheel Shaft Oil Hole Cover (rubber) for 60583
27569	1105	Knife Grinder Emery Wheel Shaft Pulley for 60934
27572	1104	Knife Grinder Knife Holder Guide Bar Bracket with 27574 for 60583
27573	1105	Knife Grinder Knife Holder Guide Bar Bracket Spring for 60583

NUMERICAL LIST OF PARTS

No.	Plate	Name
27574	1105	Knife Grinder Knife Holder Guide Bar Bracket Spring Hook for 27572 and 27564
27657	-----	Knife Grinder Knife Holder Body for 27658
27658	1105	Knife Grinder Knife Holder complete, Nos. 899J, 27657 and 27660 for 5726 and 27661
27659	1105	Knife Grinder Knife Holder Stop Collar with 237K for 60583
27660	5913	Knife Grinder Knife Position Pin for 27658
27660	5913	Knife Grinder Knife Position Pin (lower) for 27681 and 126393
27661	-----	Knife Grinder complete, Nos. 27662, 60583, either 27658, 27661 or 126393 and three wood screws 1 in. No. 10 for 95-42 Machine
27662	1104	Knife Grinder Wrench for 1508, 1516 and 27661
27679	-----	Knife Grinder Knife Holder Body for 27681
27681	21820	Knife Grinder Knife Holder complete, Nos. 899J, 11833, 27660 and 27679 for 27661
27739	7234	Thread Unwinder Thread Cone (wood) for large cones, for 225258
27822	1105	Knife Grinder Emery Wheel Clamping Nut Washer for 60934
29633	5910	Feed Rock Shaft Crank with 157J for 52069
32572	5913	Tension Releasing Disc for 52092
32574	5913	Tension Releasing Pin for 52092
34105	5902	Bobbin Winder Frame Hinge Pin for 60845
35208	1971	Binder on Shank to turn in both edges for bias or straight binding, for skirts, wrappers, shirt waists, etc. for 95-40 Machine
35236	1971	Hemmer on Shank for 7/16 in. hem and above, for bottom of shirt waists, for 95-40 Machine

NUMERICAL LIST OF PARTS

No.	Plate	Name
35245	21817	Piping Attachment complete for piping house dresses, Nos. 1443J and 120977 for 95-40 Machine
35510	5884	Tucker (long arm) Space Guide Base with 35512, 35514 and two 1426E for 36388
35511	5885	Tucker (long arm) Space Guide Indicator for 36388
35511	5885	Tucker (long arm) Tuck Guide Indicator for 36394
35512	5885	Tucker (long arm) Space Guide Pin for 35510
35513	5885	Tucker (long arm) Space Guide Stop (left) for 36388
35514	5885	Tucker (long arm) Space Guide Stop (left) Guide Pin for 35510
35515	5885	Tucker (long arm) Space Guide Stop (right) for 36388
35517	5883	Tucker (long arm) Tuck Guide Arm for 36394
35518	5883	Tucker (long arm) Tuck Guide Base for 36394
35524	5885	Tucker (long arm) Tuck Guide Frame Spring Washer for 36394
35525	5883	Tucker (long arm) Tuck Guide Plate for 36394
35528	5886	Presser Foot (wide) for 36395
35540	5882	Hemmer on Shank (adjustable) complete, with right hand lower guide for lace, Nos. 1443B, 35926, 35927 and two 590J for 95-40 Machine
35682	21817	Hemmer (foot) 1/8 in. hem with guide on bottom to the right of needle hole, for 95-40 Machine
35710	-----	Hemmer (foot) 3/32 in. hem with guide on bottom to the right of needle hole, for 95-40 Machine
35926	-----	Hemmer for 35540
35927	-----	" Shank for 35540
35997	-----	" (foot) 3/16 in. hem with guide on bottom to the right of needle hole, for 95-40 Machine

NUMERICAL LIST OF PARTS

No.	Plate	Name
36072	-----	Hemmer (foot) 1/4 in. hem with guide on bottom to the right of needle hole, for 95-40 Machine
36122	-----	Hemmer (foot) for 7/32 in. hem, for 95-40 Machine
36309	-----	Hemmer (foot) 7/32 in. hem with guide on bottom to the right of needle hole, for 95-40 Machine
36387	5884	Tucker (long arm) Space Guide for 36388
36388	-----	Tucker (long arm) Space Guide complete, Nos. 287D, 35510, 35511, 35513, 35515, 36387 and two each 1657D and 17718 for 36395 and 36670
36389	5883	Tucker (long arm) Tuck Guide Bracket for 36394
36390	5885	Tucker (long arm) Tuck Guide Bracket Spring for 36394
36391	5884	Tucker (long arm) Tuck Guide Bracket Spring Plate for 36394
36392	5883	Tucker (long arm) Tuck Guide Frame for 36394
36393	5885	Tucker (long arm) Tuck Guide Frame Spring for 36394
36394	-----	Tucker (long arm) Tuck Guide complete, Nos. 9D, 423C, 803C, 1510E, 35511, 35517, 35518, 35524, 35525, 36389 to 36393, 50134E, two each 307C, 1115F, 1177D, 1513J, 1520E and three wood screws 1 1/4 in. No. 10 for 36395 and 36670
36395	-----	Tucker (long arm) complete, Nos. 35528, 36388, 36394 and two 402D for 95-40 and 95-41 Machines
36413	-----	Hemmer (foot) plain bottom, 1/16 in. hem, for 95-40 Machine
36414	-----	Hemmer (foot) plain bottom, 3/32 in. hem, for 95-40 Machine
36416	-----	Hemmer (foot) plain bottom, 3/16 in. hem, for 95-40 Machine
36464	21817	Presser Foot Spring Guide for 36465

NUMERICAL LIST OF PARTS

No.	Plate	Name
36465	21817	Presser Foot (right hand, spring guide) with 665J and 36464 for 1/32 in. to 5/16 in. gauges
36480	-----	Hemmer (foot) plain bottom 5/32 in. hem, for 95-40 Machine
36524	-----	Hemmer (foot) 5/32 in. hem with guide on bottom to the right of needle hole, for 95-40 Machine
36574	21812	Presser Foot for 36575
36575	21812	" " 36574 with 36576 and two 50202J
36576	21812	Presser Foot Finger Guard for 36575
36654	5886	Presser Foot for tucking shirt bosoms for 36670
36670	-----	Tucker (long arm) complete for tango tucking, Nos. 36388, 36394, 36654 and two 402D for 95-40 and 95-41 Machines
36714	-----	Presser Foot with 233D for 36717
36715	21817	Presser Foot Guide (right) with 36716 for 36717
36716	21817	Presser Foot Guide Stud for 36715
36717	21817	Presser Foot complete with Adjustable Guide (right) Nos. 36714 and 36715
36773	21819	Presser Foot for braiding
36819	21816	Finger Guard Friction Washer for 121327
36820	21816	Finger Guard Holder with 196J for 121327
40264	21808	Rotating Hook Bobbin
40274	21808	" " Section for 127097 and 127119
40316	-----	Presser Foot for 40318
40317	-----	" " Shank for 40318
40318	5882	Presser Foot (hinged) complete, for lace running, Nos. 40316, 40317 and 62527 for 20163, for 95-40 Machine
40322	5886	Presser Foot (narrow) for 36395
40392	21808	Rotating Hook Bobbin Case Latch for 40393

NUMERICAL LIST OF PARTS

No.	Plate	Name
40393	-----	Rotating Hook Bobbin Case Hinge, Nos. 2974, 40392 and 125320 for 52473
40394	21808	Rotating Hook Bobbin Case Tension Spring for 52481
41339	2833	Bobbin Winder Base for 60456
41340	2833	" " Frame for 60456
41341	2833	" " Spring for 60456
41342	2833	Bobbin Winder Pulley with 200F for 60456
41343	2834	Bobbin Winder Spindle for 60456
41344	2834	" " Stop Latch for 60456
41345	2834	Bobbin Winder Stop Latch Finger for 60456
41346	2834	Bobbin Winder Stop Latch Lever for 60456
41347	2833	Bobbin Winder Nos. 60456 and two each 9331 and wood screws 1 in. No. 10 R.H.B. for 41348
41348	-----	Bobbin Winder (swinging automatic, right hand) complete, Nos. 27308 and 41347
41400	6120	Machine Rest Pin (wood) Accessories
41583	5902	Bobbin Winder Frame with 457C for 60845
41585	5902	Bobbin Winder Pulley with 171D for 60845
41586	5902	Bobbin Winder Spindle for 60845
41587	5902	" " Stop Latch for 60845
41588	5902	Bobbin Winder Stop Latch Tripping Arm with 165H for 60845
41593	5936	Bobbin Winder Tension Spring for 150374 and 150460
41594	5936	Bobbin Winder Tension Stud for 150374 and 150460
41595	5936	Bobbin Winder Tension Thread Guide for 150374 and 150460
41913	5902	Bobbin Winder Bracket with 457C for 60845
41914	5902	Bobbin Winder Frame Spring for 60845
41915	5902	Bobbin Winder 60845 with 880E and 25446 for 150375 and 150461

NUMERICAL LIST OF PARTS

No.	Plate	Name
42367	21801	Arm Oil Tube Packing (braided cotton) for 52185 and 127187
42614	5902	Bobbin Winder Stop Latch Hinge Stud for 60845
43525	21818	Binder Steady Pin for 121398
43944	5936	Tension Releasing Lever
44139	4761	Machine Hinge Plate for 44140
44140	-----	Machine Hinge complete, Nos. 12361, 44139 and merlized wood screw 1 1/4 in. No. 14
44253	5856	Feed Dog, 16 teeth (16 teeth to the inch) for 35245, 44255 and 44256
44255	-----	Throat Plate (small needle hole) for 44253
44256	5856	Throat Plate (large needle hole) for 44253
50053W	5899	Arm Side Cover Thumb Screw
50083C	5910	Feed Connecting Link Hinge Stud Set Screw for 52074
50117E	5875	Feed Dog Screw
50117E	5875	Knife Holder Handle Screw for 52107
50117E	5875	Knife Holder Screw for 52107
50134E	5885	Tucker (long arm) Tuck Guide Base Screw Stud for 36394
50190J	5899	Face Plate Thumb Screw
50190W	5899	Guide Thumb Screw for 95-40 and 95-41 Machine
50191C	5899	Feed Lifting Rock Shaft Screw Center for 52097
50191C	5899	Feed Rock Shaft Screw Center for 52097
50202J	21812	Presser Foot Finger Guard Screw for 36575
50234D	5899	Rotating Hook Shaft Bevel Gear Case Plug Screw for 127007
50302J	21816	Finger Guard Holder Screw for 120858
50304C	5899	Tension Stud for 52098
50305C	5899	" " Set Screw for 52083
50316J	21816	Finger Guard Set Screw for 121327
50373W	21815	Pressure Regulating Thumb Screw for 95-42 Machine
51097J	21816	Binder Thumb Screw for 121168
51097J	21816	Tape Reel Arm Thumb Screw for 121168

NUMERICAL LIST OF PARTS

No.	Plate	Name
52014	21803	Needle Bar Bushing (upper) for 95-40 and 95-41 Machines
52015	21821	Needle Bar Crank with 1036C, 1037C and 1065C, for 95-40 and 95-41 Machines, obsolete
52016	5936	Presser Bar Lifter
52018	21808	Rotating Hook Bobbin Case Holder Position Bracket
52021	21821	Thread Take-up Crank for 52209 and 52143, obsolete
52022	21807	Thread Take-up Lever with 52130 for 52025
52023	21809	Thread Take-up Lever Hinge Pin for 52025
52024	21804	Thread Take-up Lever Link for 52025
52025	-----	Thread Take-up Lever complete, Nos. 52022 to 52024 for 52054, 52208 and 52215
52027	21807	Thread Guard (side of arm)
52028	5878	Lifting Lever Connecting Rod for 52029, 52030, 52038, 52116, 52117 and 52320
52029	-----	Foot Lifter complete, Nos. 76D, 766D, 802D, 1521E, 4880, 4885, 5598, 5670, 12240, 12241, 12416, 16510, 52028 and two 178E, for 95-40 and 95-41 Machines
52030	-----	Knee Lifter complete (power table) Nos. 76D, 766D, 802D, 1521E, 2777, 5598, 12240, 12241, 12416, 16510, 52028 and two 178E, for 95-40 Machine
52031	5856	Feed Dog, for shirt work, 19 teeth (22 teeth to the inch) for 36395, 36670, 52032 and 52033, for 95-40 and 95-41 Machine
52032	-----	Throat Plate (large needle hole) for 52031
52033	5856	Throat Plate (small needle hole) for 52031
52038	-----	Knee Lifter complete (bench stand) Nos. 76D, 766D, 802D, 1521E, 5598, 12240, 12241, 12416, 16510, 19168, 52028 and two 178E, for 95-40 Machine
52045	-----	Oil Tube Packing (wick) for 127133

NUMERICAL LIST OF PARTS

No.	Plate	Name
52045	-----	Rotating Hook Shaft Bushing (back) Packing (wick) for 127043,
52045	-----	Rotating Hook Shaft Bushing (front) Packing (wick) for 127044
52051	-----	Face Plate for 52052
52052	21811	Face Plate complete, Nos. 52051, 52053, 52170 and two 226J for 95-40 and 95-41 Machines
52053	21807	Face Plate Thread Guard (lower) for 52052 and 52103
52054	-----	Thread Take-up complete, Nos. 11204, 52025 and 52143, obsolete
52055	21819	Presser Foot for 35208 and 35236
52056	21817	Presser Foot for 35245
52063	21811	Balance Wheel Oil Cover
52065	5908	Feed Lifting Rock Shaft for 52066
52066	-----	Feed Lifting Rock Shaft complete, Nos. 12376 and 52065
52068	5908	Feed Rock Shaft for 52069
52069	-----	Feed Rock Shaft complete, Nos. 29633 and 52068
52073	5910	Feed Connecting Link Hinge Stud for 52118
52074	5910	Feed Regulator with 50083C for 52118
52082	5899	Thread Take-up Spring for 52092
52083	5899	" " " Regulator with 50305C, for 52092
52085	-----	Feed Forked Connection 24037 with 375C, 1518E and 52165
52092	-----	Tension complete, Nos. 13710, 32572, 32574, 52082, 52083, 52098 and two 2102
52097	-----	Feed Lifting Rock Shaft Screw Center 50191C with 1513J
52097	-----	Feed Rock Shaft Screw Center 50191C with 1513J
52098	-----	Tension Stud 50304C with 1560C, for 52092
52101	5908	Arm Shaft (horizontal) for 52119
52102	-----	Face Plate for 52103
52103	21813	Face Plate complete, Nos. 52053, 52102, 52170 and two 226J, for 95-42 Machine

NUMERICAL LIST OF PARTS

No.	Plate	Name
52104	5909	Knife Bar with 2301, for 52107
52105	5909	" " Driving Crank (forked) for 52106
52106	-----	Knife Bar Driving Crank Bracket complete, Nos. 2022, 16564, 24432 and 52105, for 95-42 Machine
52107	-----	Knife Bar complete, Nos. 621D, 24109, 24906, 52104, 52108 and three 50117E, for 95-42 Machine
52108	5913	Knife Holder with 620C, 2291 and two 223D, for 52107
52111	21814	Needle Bar Bushing (upper) for 95-42 Machine
52112	5909	Needle Bar Crank (eccentric) with 1036C, 1037C and 1065C, for 52119
52113	5913	Needle Bar Crank (eccentric) Sleeve for 52119
52115	5910	Slack Thread Regulator for 95-42 Machine
52116	-----	Foot Lifter complete, Nos. 76D, 766D, 802D, 1521E, 4880, 4885, 5598, 5670, 12241, 12416, 16585, 16586, 52028 and two 178E, for 95-42 Machine
52117	-----	Knee Lifter complete (power table) Nos. 76D, 766D, 802D, 1521E, 2777, 5598, 12241, 12416, 16585, 16586, 52028 and two 178E, for 95-42 Machine
52118	-----	Feed Regulator 52074 with 52073
52119	-----	Arm Shaft (horizontal) 52101 with 24035, 52112, 52113 and 127152, for 95-42 Machine
52126	5857	Feed Dog, 12 teeth (16 teeth to the inch) for 52128 and 52132
52127	-----	Throat Plate Body for 52128 and 52132
52128	-----	Throat Plate complete (small needle hole) for 52128, Nos. 5730, 5731, 52127 and three 578D, for 95-42 Machine
52130	21807	Thread Take-up Lever Thread Eyelet Bushing for 52022
52131	5857	Throat Plate Cutting Bar (large needle hole) for 52132

NUMERICAL LIST OF PARTS

No.	Plate	Name
52132	5857	Throat Plate complete (large needle hole) for 52126, Nos. 5731, 52127, 52131 and three 578D, for 95-42 Machine
52137	21802	Feed and Feed Lifting Eccentric with 448C and 1299C, for 52158
52141	21810	Arm Shaft (horizontal) for 52212
52143	-----	Thread Take-up Crank 52021 with 775E and 24894, for 52054, obsolete
52148	21801	Arm Oil Tube for 52149
52149	-----	" " " 52148 with 52150, for oiling 127073 and 127074
52150	21801	Arm Oil Tube Packing (braided cotton) for 52149
*52153	-----	Arm with 15404 and two each 15405 and 56015, for 95-40 and 95-41 Machine
*52154	-----	Bed
52155	21803	Needle Bar (hollow) with 857H, for 95-40 and 95-41 Machines
52156	21810	Rotating Hook Shaft
52158	-----	Arm Shaft (horizontal) 52212 with 52137 and 127152, for 95-40 and 95-41 Machines
*52164	-----	Arm with 15404 and two each 15405 and 56015, for 95-42 Machine
52165	21802	Feed Connecting Link for 52085
52167	21805	Oil Tube Bracket 127091 with 127133, for oiling Feed Connecting Link
52168	21814	Needle Bar (hollow) with 857H, for 52169
52169	-----	Needle Bar (hollow) 52168 with 127136, for 95-42 Machine
52170	21807	Face Plate Thread Guard (upper) for 52052 and 52103
52171	21807	Thread Eyelet for 52199
52175	-----	Arm Top Cover 127080 with 12403, 52186 and 127187, obsolete
52180	21801	Arm Oil Tube (long) with 52184, for oiling 52022
52182	21801	Arm Oil Tube with 52184, for oiling 52205
52183	21801	Arm Oil Tube with 52184, for oiling 52024
52184	-----	Arm Oil Tube Packing (wick) for 52180, 52182, 52183 and 52186

NUMERICAL LIST OF PARTS

No.	Plate	Name
52185	21801	Arm Oil Tube (short) with 42387 for oiling 52022
52186	21801	Arm Oil Tube with 52184, for oiling 127156, for 52175, 127193, 150460 and 150374
52187	21811	Balance Wheel (power disc) 2 3/16 in. pulley, with two 448C
52188	21812	Presser Foot (solid) for cuff work, for 95-41 Machine
52189	21812	Presser Foot (solid) for collar work, for 95-41 Machine
52190	21812	Throat Plate for 20163 and 20164, for 95-41 Machine
52191	21802	Arm Shaft (horizontal) Flanged Bushing (back) for 52192
52192	-----	Arm Shaft (horizontal) Flanged Bushing (back) 52191 with 52193 and 52194
52193	21805	Arm Shaft (horizontal) Flanged Bushing (back) Oil Pad, inside (braided cotton) for 52192
52193	21805	Arm Shaft (horizontal) Flanged Bushing (front) Oil Pad, inside (braided cotton) for 52196
52194	21805	Arm Shaft (horizontal) Flanged Bushing (back) Oil Pad, outside (felt) for 52192
52195	21802	Arm Shaft (horizontal) Flanged Bushing (front) for 52196
52196	-----	Arm Shaft (horizontal) Flanged Bushing (front) 52195 with 52193 and 52198, for 52212
52198	21805	Arm Shaft (horizontal) Flanged Bushing (front) Oil Pad, outside (felt) for 52196
52199	21803	Needle Bar Bushing (lower) for 95-40 and 95-41 Machines
52200	21814	Needle Bar Bushing (lower) for 95-42 Machine
*52201	-----	Oil Absorbent Wick for 52202
52202	21807	" " " 52201 with 52203, for lower cavity in head of Arm
*52203	-----	Oil Absorbent Wick Wire for 52202
52205	21804	Needle Bar Connecting Link with 52207, for 52206

NUMERICAL LIST OF PARTS

No.	Plate	Name
52206	-----	Needle Bar Connecting Link 52205 with 24041, for 52209 and 52217
52207	21807	Needle Bar Connecting Link Lubricating Pad (wood) for 52205
52208	-----	Thread Take-up complete, Nos. 11204, 52025 and 52209, obsolete
52209	-----	Thread Take-up Crank 52021 with 775E and 52206, for 52208, obsolete
52212	-----	Arm Shaft (horizontal) 52141 with 52196 and 52225, for 52158
52215	-----	Thread Take-up complete, Nos. 11204, 52025 and 52217
52216	21804	Thread Take-up Crank for 52217
52217	-----	" " " 52216 with 775E and 52208, for 52215
52225	21802	Needle Bar Crank with 1036C, 1037C and 1065C, for 52212
52320	-----	Knee Lifter complete (power table) Nos. 76D, 766D, 802D, 1521E, 5598, 12237, 12240, 12241, 12250, 12416, 52028 and two 178E, for 95-41 Machine
52337	5936	Slack Thread Regulator for 95-40 and 95-41 Machines
52338	5936	Presser Bar Guide Bracket with 223C and 453C
52452	21805	Feed Bar
52454	21804	Thread Retainer
52472	-----	Rotating Hook Bobbin Case for 52481
52473	21808	Rotating Hook Bobbin Case complete, Nos. 592E, 2975, 40393 and 52481, for 127098 and 127099
*52475	-----	Rotating Hook Bobbin Case Locating Plate for 127100
*52476	-----	Rotating Hook Bobbin Case Locating Plate Rivet for 127100
52481	-----	Rotating Hook Bobbin Case 52472 with 591F, 1380E and 40394, for 52473
52492	21804	Arm Shaft (upright) Bushing (lower)
52493	21804	Arm Shaft (upright) Bushing (upper)

No.	Plate	Name
54897	21809	Rotating Hook Shaft Bushing (front) Oil Cup
56015	21801	Arm Oil Tube for 52153 and 52164, for oiling 127058
56813	-----	Feed Bar Screw Center 313C with 1519J
56848	-----	Ball Crank 5596 with 5599 and 5601, for 5598
56864	21819	Chain Hook (large) for 5670
56865	21819	" " (small) for 5670
60456	-----	Bobbin Winder Nos. 152F, 207D, 1429D, 1550H, 41339 to 41346 and three 1430J for 41347
*60583	5918	Knife Grinder Nos. 261J, 27323, 27564, 27572, 27573, 27659, 60934, two 27568 and four each 310K and 1516J, for 27661
60845	-----	Bobbin Winder Nos. 7958, 34105, 41583, 41585 to 41588, 41913, 41914 and 42614, for 41915
60934	-----	Knife Grinder Emery Wheel Shaft 27567 with 1508J, 27565, 27569 and 27822, for 60583
62527	21809	Presser Foot Hinge Pin for 20157, 24983 and 40318
68350	21801	Arm Shaft (horizontal) Front Bearing Oil Cup
120342	6120	Oiler (copper plated) with 120343 (Accessories)
120343	6120	Oiler Spout, 3/4 in. long for 120342 (Accessories)
120536	21822	Tape Reel Disc with 120536 and 120539, for 121168
120537	21818	Tape Reel Disc Pin for 121412
120538	21822	" " " Stud (wood) for 120536
120539	-----	Tape Reel Disc Stud Sleeve for 120536
120803	5919	Hemmer (foot) for 1/8 in. hem, for 95-40 Machine
120804	5919	Hemmer (foot) for 5/32 in. hem, for 95-40 Machine
120805	5919	Hemmer (foot) for 3/16 in. hem, for 95-40 Machine
120806	5920	Hemmer (foot) for 1/4 in. hem, for 95-40 Machine
120807	5920	Hemmer (foot) for 5/16 in. hem, for 95-40 Machine

No.	Plate	Name
120828	21817	Presser Foot (single toe) for gathering, for fine work
120837	5920	Hemmer (foot) plain bottom 1/8 in. hem, slotted for lace, for 95-40 Machine
*120838	5919	Hemmer Tongue for 120804 and 120805
*120839	5920	Hemmer Tongue for 120806 and 120807
*120843	5919	Hemmer Tongue for 120803 and 120938
120858	21816	Finger Guard Holder with 50302J, for 121346
120898	5921	Hemmer (foot) for 1/16 in. to 1/8 in. hem, for China silk, etc., for 95-40 Machine
120911	5921	Hemmer (foot) for 5/32 in. to 1/4 in. hem, for China silk, etc., for 95-40 Machine
120938	5921	Hemmer (foot) for 3/32 in. hem, for 95-40 Machine
120939	5919	Hemmer Folder for 120803 to 120807 and 120938
120977	-----	Piping Attachment for 35245
121167	-----	Binder Folder on Shank for 121168
121168	-----	Binder (transverse) on Shank complete, for 3/4 in., 7/8 in. and 1 in. tape, Nos. 3146, 120536, 121167, 121169, 121397, 121398, 121412 and two 51097J, for 95-40 Machine
121169	21819	Presser Foot for 121168
121326	21816	Finger Guard for 121327
121327	21816	Finger Guard complete, Nos. 36819, 36820, 50316J and 121326, for 95-40 and 95-41 Machines
121345	21816	Finger Guard for 121346
121346	21816	Finger Guard complete, Nos. 120858, 121345 and two 236J, for 95-40 and 95-41 Machines
121356	21816	Finger Guard for 95-42 Machine
121397	21818	Feed Dog, 18 teeth (16 teeth to the inch) for 121168 and 121398
121398	21818	Throat Plate with 43525, for 121168 and 121397
121412	21819	Tape Reel Arm with 8679, 11656 and 120537, for 121168

NUMERICAL LIST OF PARTS

No.	Plate	Name
126320	21808	Rotating Hook Bobbin Case Latch Lever for 40393
126392	-----	Knife Grinder Knife Holder for 126393
126393	21820	Knife Grinder Knife Holder complete, Nos. 227J, 899J, 27660, 126392 and 126394, for 27661
126394	21820	Knife Grinder Knife Stop for 126393
127004	21804	Rotating Hook Shaft Bushing (back) for 127043
127005	21804	Rotating Hook Shaft Bushing (front) for 127044
127007	21811	Rotating Hook Shaft Bevel Gear Case (two pieces) with 121E and 50234D
127043	-----	Rotating Hook Shaft Bushing (back) 127004 with 52045
127044	-----	Rotating Hook Shaft Bushing (front) 127005 with 52045
127058	21803	Arm Shaft (upright)
127070	21811	" " (horizontal) Bevel Gear Case (two pieces) with 121E
127072	21805	Arm Shaft (horizontal) Bevel Gear with two 1036C
127073	21805	Arm Shaft (upright) Bevel Gear (lower) with two 1259C
127073	21805	Rotating Hook Shaft Bevel Gear with two 1259C
127074	21805	Arm Shaft (upright) Bevel Gear (upper) with two 1259C
127079	21811	Arm Side Cover
127080	-----	" Top Cover for 52175, obsolete
127091	21805	Oil Tube Bracket for 52167
127095	-----	Rotating Hook with three 1253C, for 127096
127096	-----	Rotating Hook 127095 with 127102 and four 1053D, for 127097 and 127119
127097	21808	Rotating Hook 127096 with 40274 and three 1367D (for Agents only)
127098	-----	Rotating Hook 127119 with 52473
127099	-----	" " Bobbin Case 52473 with 127100
127100	21808	Rotating Hook Bobbin Case Holder with 52475 and two 52476, for 127099 and 127119

NUMERICAL LIST OF PARTS

No.	Plate	Name
127102	21808	Rotating Hook Thread Guard for 127096
127108	21807	Presser Bar Spring for 95-40 and 95-41 Machines
*127119	-----	Rotating Hook 127096 with 40274, 127100 and three 1367D, for 127098
127133	21805	Oil Tube with 52045, for 52167
127136	21814	Needle Bar Thread Guide for 52169
127146	21806	Arm Side Cap
127152	21802	Feed and Feed Lifting Eccentric Sleeve for 52119 and 52158
127156	21810	Feed Lifting Rock Shaft Connecting Rod with two 966E
127187	21801	Arm Oil Tube with 42367, for oiling 127152, for 52175, 127193, 150374 and 150460
127192	21810	Arm Top Cover for 127193
127193	21810	" " " 127192 with 12403, 52186 and 127187
150203	20335	Thread Unwinder Spool Rest Cushion (felt) for 225258
150371	-----	Bobbin Winder Tension Bracket with 460C, for 150374, obsolete
150374	-----	Bobbin Winder Tension Bracket complete, Nos. 12403, 41593 to 41595, 52186, 127187, 150371 and two 2455, for 150375, obsolete
150375	-----	Bobbin Winder (swinging automatic, left hand) complete, Nos. 41915 and 150374, obsolete
150459	21822	Bobbin Winder Tension Bracket with 460C, for 150460
150460	21822	Bobbin Winder Tension Bracket complete, Nos. 12403, 41593 to 41595, 52186, 127187, 150459 and two 2455, for 150461
150461	-----	Bobbin Winder (swinging automatic, left hand) complete, Nos. 41915 and 150460
200056E	3471	Bobbin Winder Stop Latch Screw for 225382
200082D	3471	Bobbin Winder Tension Bracket Screw for 225382
200299H	3471	Bobbin Winder Stop Latch Trip Lever Hinge Screw for 225382
200380C	3471	Bobbin Winder Pulley Set Screw for 202473

NUMERICAL LIST OF PARTS

No.	Plate	Name
200383C	21816	Thread Unwinder Spool Rest Rod Set Screw for 202490
201018C	21816	Thread Unwinder Spool Rest Set Screw for 225257
201499B	3471	Bobbin Winder Tension Stud for 225461
201572B	3471	Bobbin Winder Tension Stud Thumb Nut for 225462
201696J	21816	Thread Unwinder Thread Guide Lock Nut for 225258
202277	3471	Bobbin Winder Frame Oil Packing (wick) for 225453
202407	3471	Bobbin Winder Tension Spring for 225462
202473	3470	Bobbin Winder Pulley with 200380C, for 225382
202478	3471	Bobbin Winder Stop Latch Trip Lever for 225382
202490	20335	Thread Unwinder Spool Stand with 200383C, for 225258
225257	20335	Thread Unwinder Spool Rest with 201018C, for 225258
225258	20335	Thread Unwinder complete, Nos. 201696J, 202490, 225257, 225324, 225326, 225388, two each 150203, 225391 and three wood screws 7/8 in. No. 12
225322	21816	Thread Unwinder Thread Guide Rod Washer for 225324
225324	20335	Thread Unwinder Thread Guide Rod with 208E and 225322, for 225258
225326	20335	Thread Unwinder Thread Guide Position Cup for 225258
225381	3470	Bobbin Winder Spindle for 225382
225382	3469	Bobbin Winder complete, Nos. 200056E, 200082D, 200299H, 202473, 202478, 225381, 225433, 225444, 225453 to 225456, 225458, 225462, 228026, two each 225459 and wood screws 3/4 in. No. 12 R.H.B.
225388	20335	Thread Unwinder Spool Rest Rod for 225258
225390	7234	Thread Unwinder Thread Cone Holder, for inverted cones for 225258

NUMERICAL LIST OF PARTS

No.	Plate	Name
225391	20335	Thread Unwinder Thread Guide for 225258
225433	3469	Bobbin Winder and Tension Bracket Base for 225382
225438	3471	Bobbin Winder Frame Oil Well Cap for 225453
225444	3471	Bobbin Winder Stop Latch for 225382
225453	3470	Bobbin Winder Frame with 202277 and 225438, for 225382
225454	3471	Bobbin Winder Frame Hinge Pin for 225382
225455	3471	Bobbin Winder Frame Spring for 225382
225456	3471	Bobbin Winder Frame Spring Plunger for 225382
225458	3471	Bobbin Winder Stop Latch Thumb Lever for 225382
225459	3471	Bobbin Winder Stop Latch Thumb Lever Hinge Stud for 225382
225459	3471	Bobbin Winder Stop Latch Thumb Lever Joint Stud for 225382
225461	3471	Bobbin Winder Tension Bracket with 201499B, for 225462
225462	-----	Bobbin Winder Tension Bracket complete, Nos. 201572B, 202407, 225461 and two 2102, for 225382
228026	-----	Bobbin Winder Tension Bracket Screw Washer for 225382

PLATE 1104—ONE-HALF SIZE




PLATE 1105—FULL SIZE




PLATE 1971—ONE-HALF SIZE



PLATE 2833—ONE-HALF SIZE

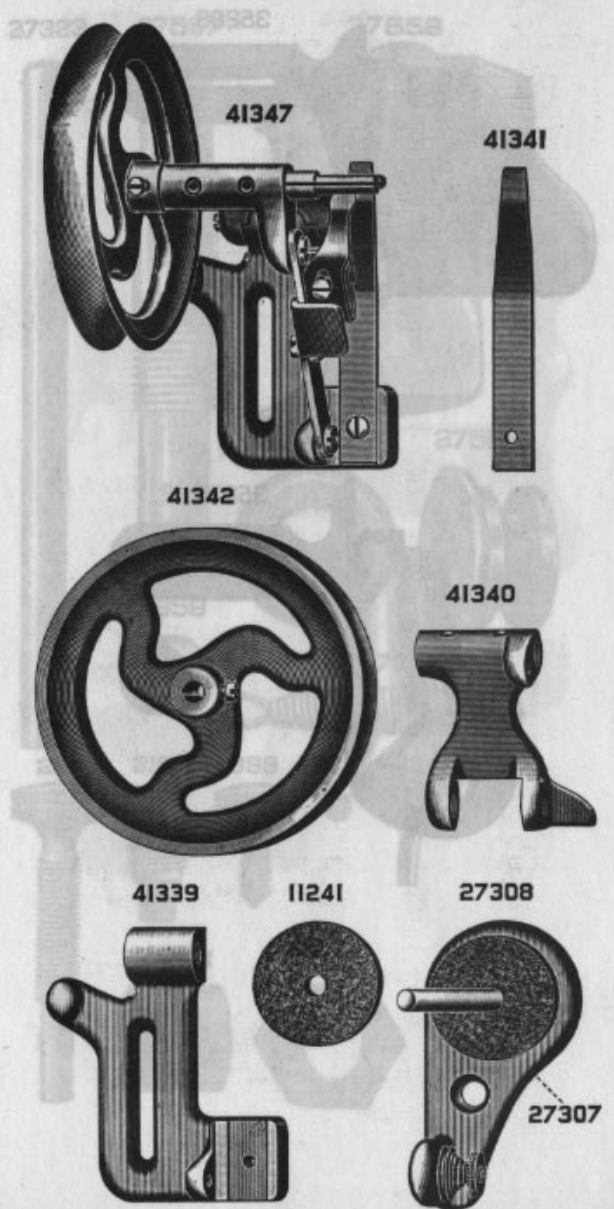


PLATE 2834—FULL SIZE




PLATE 3469—ONE-FOURTH SIZE

225382

225433




PLATE 3470—ONE-HALF SIZE

202473

225453



225381



PLATE 5089—FULL SIZE


26279




26280




26281



26282



26283




25967



PLATE 5856—FULL SIZE


52033




52031



44252



44256



44253




PLATE 5857-FULL SIZE

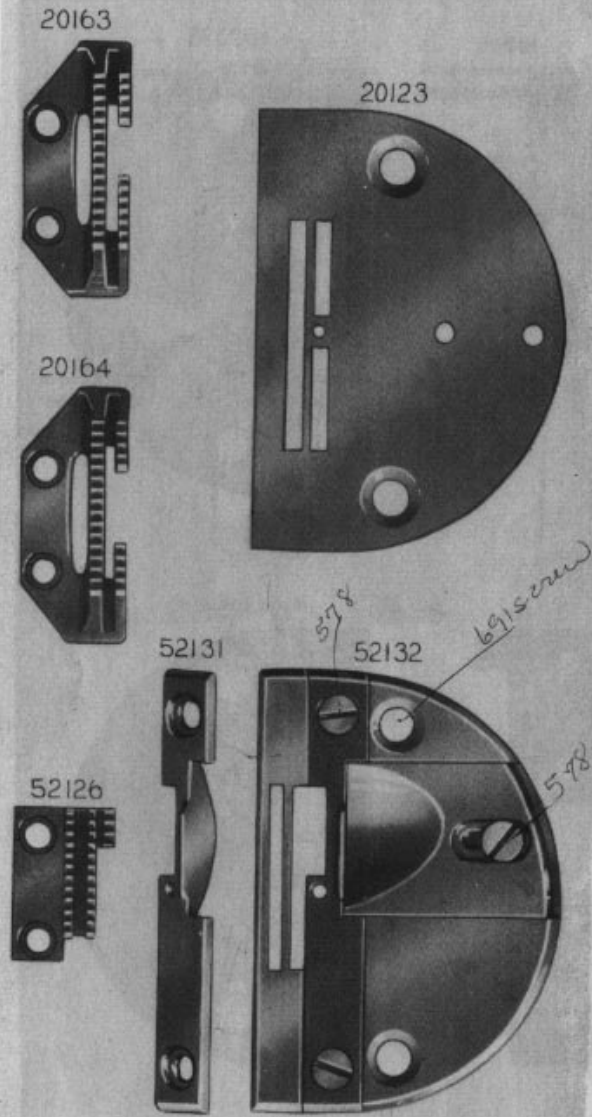


PLATE 5865-FULL SIZE

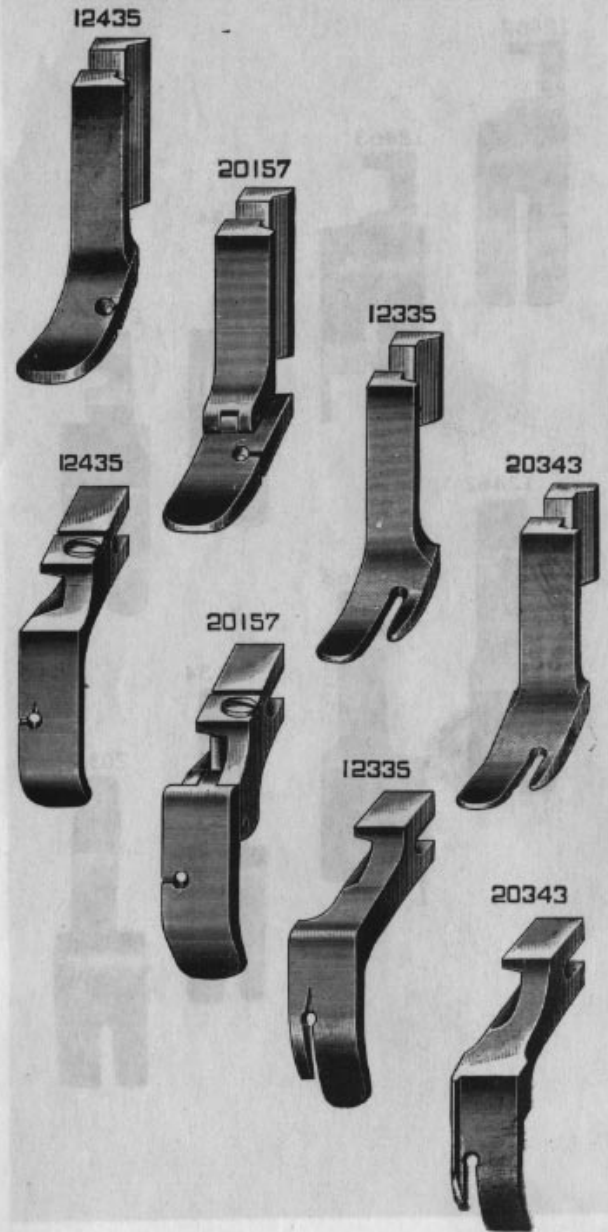


PLATE 5866—FULL SIZE

12462



12463



20134



20361



12462



12463



20134



20361



PLATE 5867—FULL SIZE

24983



24983



PLATE 5875—FULL SIZE




PLATE 5876—ONE-FOURTH SIZE




PLATE 5877—ONE-FOURTH SIZE




PLATE 5878—ONE-HALF SIZE




PLATE 5882—FULL SIZE

24078 2753
8784 8284 5884 89052 11821

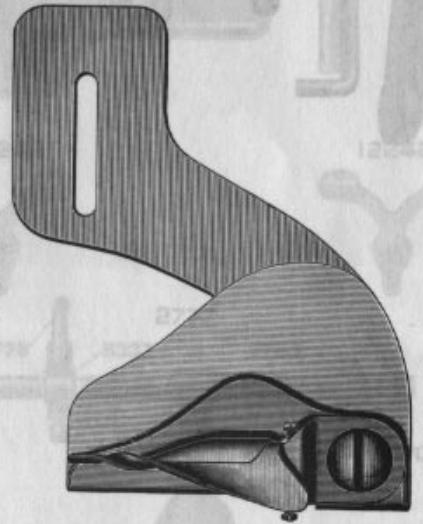




PLATE 5883—ONE-FOURTH SIZE

35517 102 35518 0127E 36392 3E





PLATE 5884—ONE-HALF SIZE




PLATE 5885—FULL SIZE




PLATE 5886—FULL SIZE




PLATE 5899—FULL SIZE

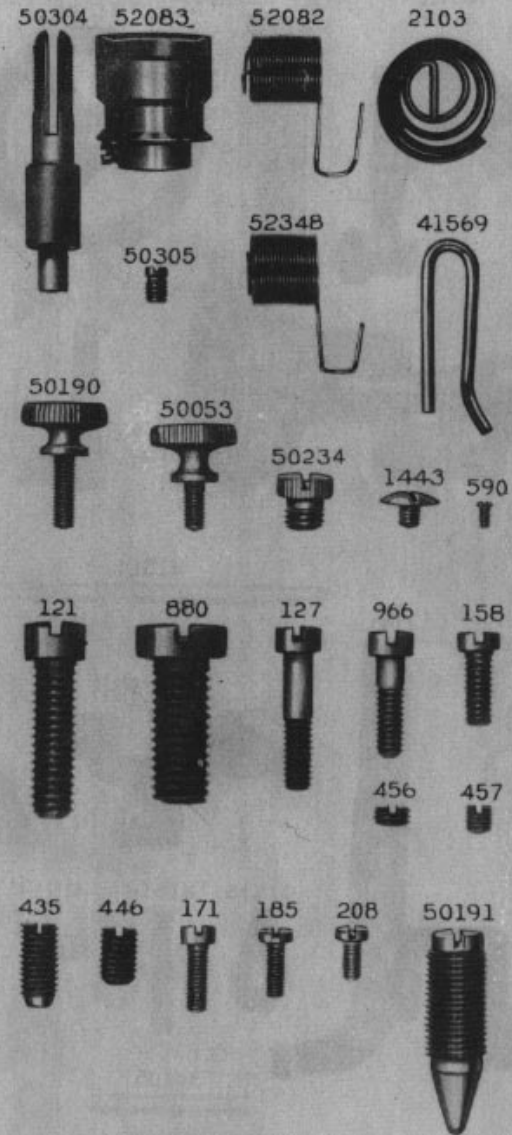


PLATE 5902—ONE-HALF SIZE




PLATE 5908—ONE-HALF SIZE

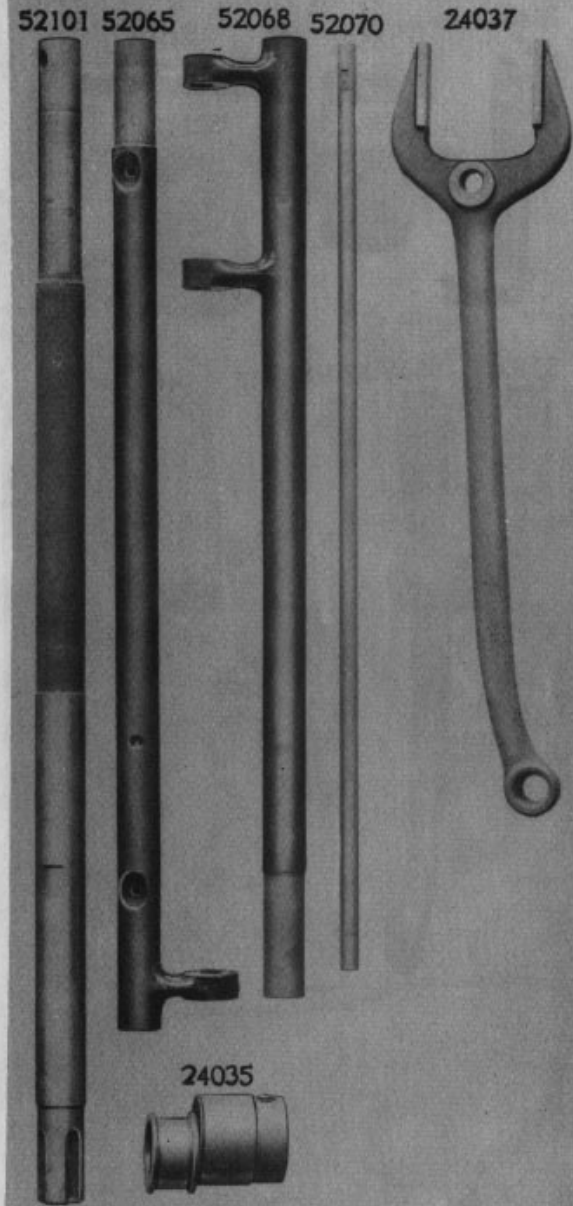


PLATE 5909—ONE-HALF SIZE




PLATE 5910—FULL SIZE



PLATE 5913—FULL SIZE




PLATE 5918—ONE-HALF SIZE






PLATE 5919—FULL SIZE



120803



120804



120805



120939




120838



120843




PLATE 5920—FULL SIZE



120837



120806



120807



120939



120838



120839



PLATE 5921—FULL SIZE




PLATE 5936—FULL SIZE



PLATE 6120—ONE-HALF SIZE




PLATE 6138—FULL SIZE

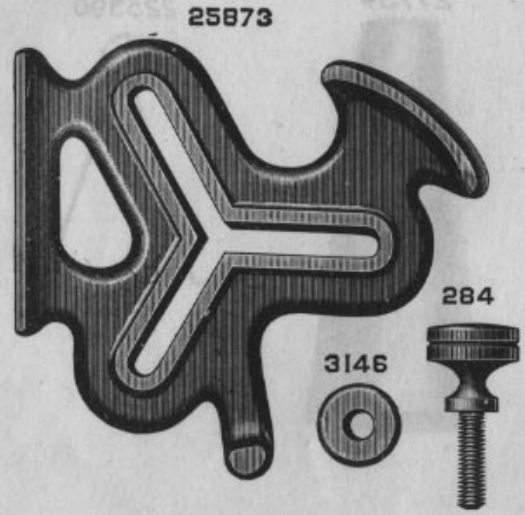


PLATE 7234—ONE-HALF SIZE

27739



225390




PLATE 20335—ONE-SIXTH SIZE

225258

225326

225391

225391

225324

225388

150203

225257

202490




PLATE 21801—FULL SIZE

52180



52182



52183



52185



52148



56015



127187



52186



68350



42367



52150




16532



PLATE 21802—FULL SIZE

52191




52195



52137



52225



127152



52165



PLATE 21803—FULL SIZE

127058



52155



52014



4307



12403



52199



PLATE 21804—FULL SIZE

127004



52493



52492



127005



11204



52205



52024



24041



52216



52454




PLATE 21805-FULL SIZE


127072



127074



52452



127073



52167



--127091

52198



127133---

52194



52193

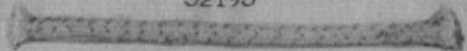



PLATE 21806-FULL SIZE

127146



12432

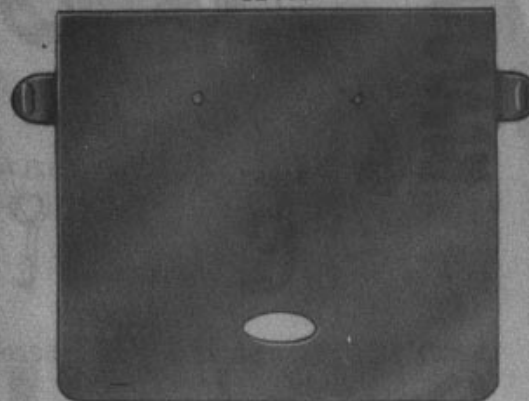
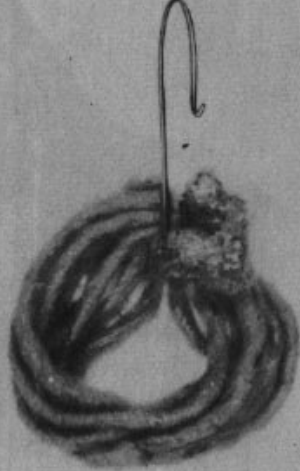


PLATE 21807—FULL SIZE

127108



52202



52130



52022

52053



52170



52027



52171



52207



PLATE 21808—FULL SIZE

127097




127100



52473



40264



40274



40392



2975



125320



127102



40394



52018



591



592



1380



2974



1367



PLATE 21809—FULL SIZE

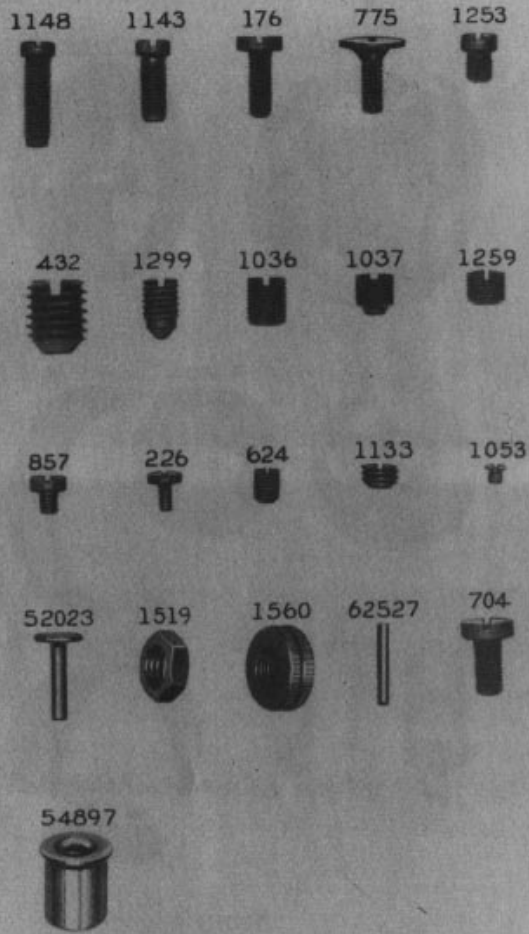


PLATE 21810—ONE-HALF SIZE

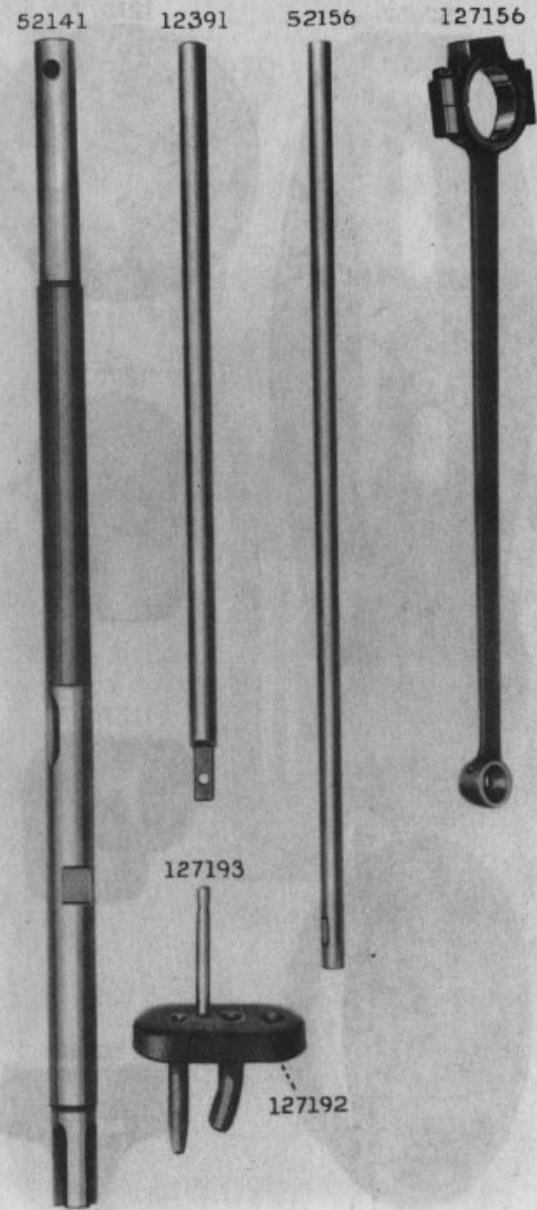




PLATE 21811—ONE-HALF SIZE

52052



127079




127070



127007



52187



52063



PLATE 21812—FULL SIZE


52188



52189



52190



21350



26276



50202



36575



36576

36574

PLATE 21813—ONE-HALF SIZE

52103



PLATE 21814—FULL SIZE

191



647



11167



52168



52200



52111



127136




PLATE 21815-FULL SIZE

24722



19392



50373



5730



5731

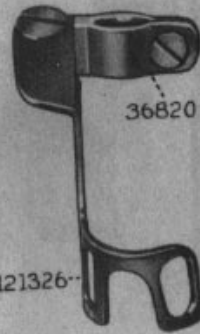


578



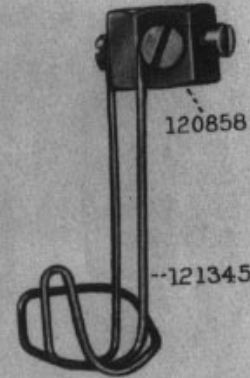
PLATE 21816-FULL SIZE

121327



121326

121346



121345

36819



50316



236



460



196



50302



362



201018



200383



225322



201696



51097



2761



121356

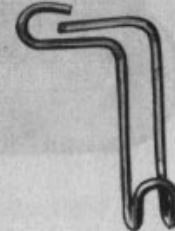


PLATE 21817—FULL SIZE

120828



35682



52056



36465




36464



36717



36715



36716

665



233



35245






PLATE 21818—FULL SIZE

121398




121397



43525



26605



26603




PLATE 21819-FULL SIZE

121169




52055



36773




121412



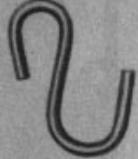
16586



56864



56865



11656




PLATE 21820-FULL SIZE

27681



8908



126393



2762



126394



227



11833



PLATE 21821—FULL SIZE

24040



52015



794



52021

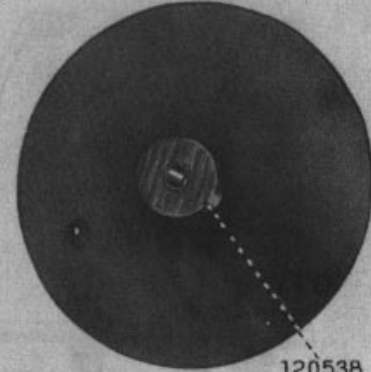


PLATE 21822—ONE-HALF SIZE

12237




120536



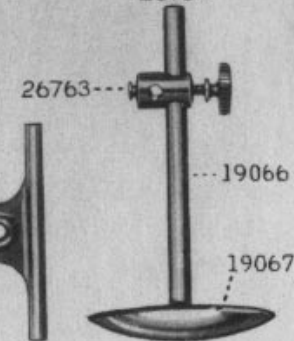
120538

150460



150459

26764



26763

19066

19067

25878




PLATE 21823—ONE-FOURTH SIZE

